



大新銀行集團有限公司 DAH SING BANKING GROUP LIMITED

大新銀行有限公司之控股公司
The holding company of Dah Sing Bank, Limited
(股份代號 Stock Code : 2356)

2023 年報 ANNUAL REPORT





大新銀行扎根香港逾76年，一直堅守「以人為本」的願景。我們不斷優化產品和服務質素，秉持以客為尊的業務宗旨，務求信守「同步 更進步」的承諾，與客戶在香港、大灣區以至更廣泛地區共同成長。

As a bank with over 76 years of history in Hong Kong, Dah Sing Bank has been committed to our vision to be “the local bank with a personal touch”. Customer centricity lies at the heart of everything we do, as we continually uplift the quality of our products and services. We strive to grow with our customers in Hong Kong, the Greater Bay Area and beyond, delivering on our promise – “**Together We Progress and Prosper**”.



目錄 CONTENTS

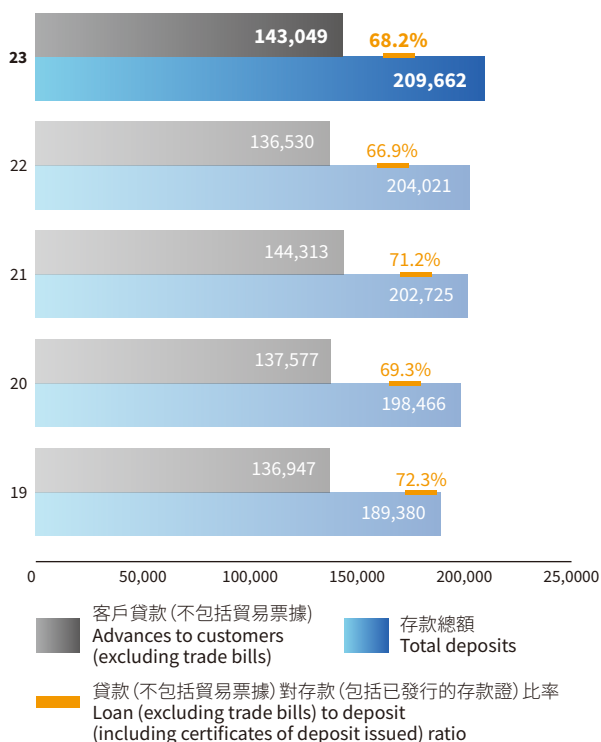
財務概要	Financial Summary	2
組織摘要	Corporate Information	4
董事及高層管理人員簡介	Directors' and Senior Management's Profile	6
主席報告書	Chairman's Statement	18
業務回顧	Review of Operations	24
企業管治報告	Corporate Governance Report	46
董事會報告書	Report of the Directors	86
附屬公司董事	Directors of Subsidiaries	112
綜合收益賬	Consolidated Income Statement	113
綜合全面收益表	Consolidated Statement of Comprehensive Income	114
綜合財務狀況表	Consolidated Statement of Financial Position	115
綜合權益變動表	Consolidated Statement of Changes in Equity	116
綜合現金流量結算表	Consolidated Statement of Cash Flows	118
綜合財務報表附註	Notes to the Consolidated Financial Statements	119
未經審核補充財務資料	Unaudited Supplementary Financial Information	321
獨立核數師報告	Independent Auditor's Report	330
主要附屬銀行—分行分佈表	Major Banking Subsidiaries – Lists of Branches	340

財務概要

以百萬港元位列示	HK\$ Million	2019	2020	2021	2022	2023
股東資金	Shareholders' funds	27,271	28,441	29,913	29,914	32,578
額外權益性工具	Additional equity instruments	899	899	899	311	311
後償債務	Subordinated notes	5,510	3,828	4,128	3,801	5,917
客戶存款	Deposits from customers	182,629	190,340	196,135	199,792	207,234
已發行的存款證	Certificates of deposit issued	6,751	8,126	6,590	4,229	2,428
存款總額	Total deposits	189,380	198,466	202,725	204,021	209,662
負債總值 (包括後償債務)	Total liabilities (including subordinated notes)	215,222	217,951	218,168	221,861	227,855
客戶貸款 (不包括貿易票據)	Advances to customers (excluding trade bills)	136,947	137,577	144,313	136,530	143,049
資產總值	Total assets	243,406	247,306	248,979	252,086	260,744
股東應佔溢利	Profit attributable to shareholders	2,240	1,493	1,658	1,609	1,860
全年派發股息	Total dividend distribution	675	422	478	548	843
以港元位列示	HK\$					
每股基本盈利	Basic earnings per share	1.59	1.06	1.18	1.14	1.32
每股股息	Dividends per share	0.48	0.30	0.34	0.39	0.60
以百分比列示	Percentage %					
貸款對存款比率(註1)	Loan to deposit ratio (Note 1)	72.3	69.3	71.2%	66.9%	68.2%
註：	Note:					
1. 貸款對存款比率為客戶貸款總額(不包括貿易票據)對存款總額(包括已發行的存款證)之比率。	1. Loan to deposit ratio is calculated as the ratio of total advances to customers (excluding trade bills) to total deposits (including certificates of deposit issued).					

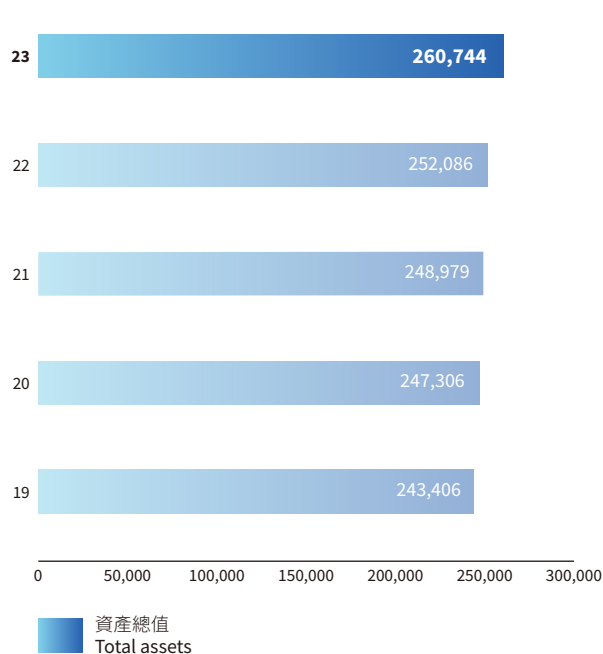
客戶貸款／存款總額
Advances to customers / Total deposits

百萬港元 HK\$ Million



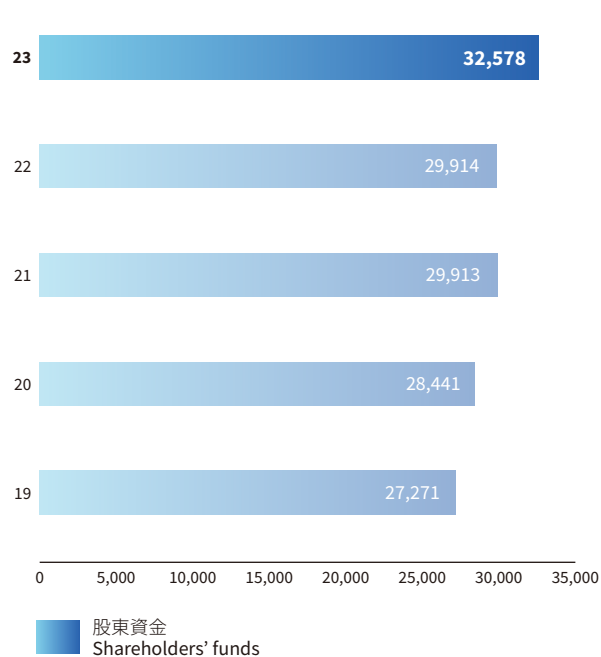
資產總值
Total assets

百萬港元 HK\$ Million



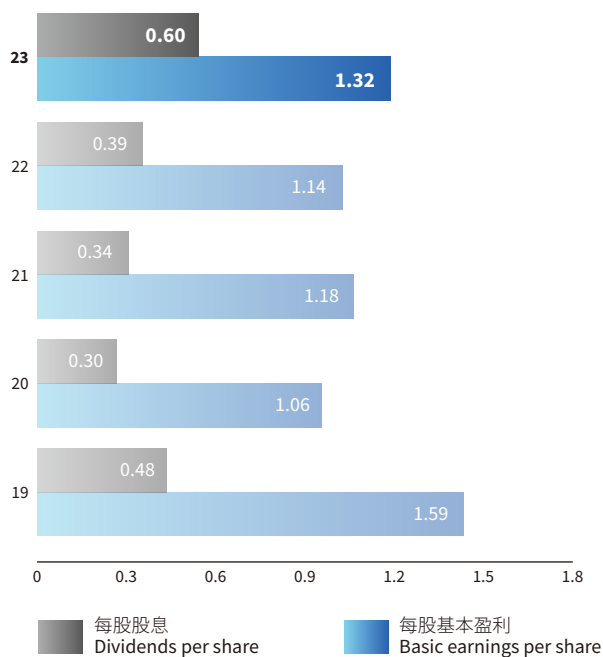
股東資金
Shareholders' funds

百萬港元 HK\$ Million



每股基本盈利／每股股息
Basic earnings per share / Dividends per share

港元 HK\$



董事會

執行董事

王守業

主席

黃漢興

副主席、董事總經理兼行政總裁

王伯凌

麥曉德

副行政總裁

獨立非執行董事

史習陶

裴布雷

衛皓民

譚偉雄

陳霞芳

張建生

審核委員會

衛皓民

主席

史習陶

裴布雷

陳霞芳

提名及薪酬委員會

史習陶

主席

譚偉雄

王伯凌

公司秘書

李宗榮

高層管理人員

王祖興

大新銀行有限公司副主席、董事總經理兼行政總裁

王美珍

大新銀行有限公司執行董事兼副行政總裁

馬苑麗

大新銀行有限公司執行董事兼替任行政總裁

陳維堅

大新銀行有限公司執行董事兼替任行政總裁

何嘉揚

大新銀行(中國)有限公司行政總裁兼董事

劉伯雄

澳門商業銀行股份有限公司行政總裁兼董事

核數師

羅兵咸永道會計師事務所

香港執業會計師

註冊公眾利益實體核數師

律師

史密夫·斐爾律師事務所

註冊辦事處

香港灣仔皇后大道東248號

大新金融中心26樓

電話：2507 8866

傳真：2598 5052

環球財務電訊：DSBAHKHH

網址：<http://www.dahsing.com>

股份登記及過戶處

香港中央證券登記有限公司

香港灣仔皇后大道東183號

合和中心17樓1712至1716室

股份上市及股票代號

香港聯合交易所有限公司

股份代號：2356

主要附屬銀行

大新銀行有限公司

大新銀行(中國)有限公司

澳門商業銀行股份有限公司

(請參閱本年報第340至344頁所載各附屬銀行之分行分佈表。)

BOARD OF DIRECTORS**Executive Directors**

David Shou-Yeh Wong
Chairman

Hon-Hing Wong (Derek Wong)
Vice Chairman, Managing Director and Chief Executive

Gary Pak-Ling Wang

Nicholas John Mayhew
Deputy Chief Executive

Independent Non-Executive Directors

Robert Tsai-To Sze

Blair Chilton Pickerell

Paul Franz Winkelmann

David Wai-Hung Tam

Nancy Ha-Fong Chan

Kin-Sang Cheung (Alex Cheung)

AUDIT COMMITTEE

Paul Franz Winkelmann
Chairman

Robert Tsai-To Sze

Blair Chilton Pickerell

Nancy Ha-Fong Chan

NOMINATION AND REMUNERATION COMMITTEE

Robert Tsai-To Sze
Chairman

David Wai-Hung Tam

Gary Pak-Ling Wang

COMPANY SECRETARY

Richard Tsung-Yung Li

SENIOR MANAGEMENT

Harold Tsu-Hing Wong
Vice Chairman, Managing Director and Chief Executive of Dah Sing Bank, Limited

Phoebe Mei-Chun Wong
Executive Director and Deputy Chief Executive of Dah Sing Bank, Limited

Barbara Yuen-Lai Ma
Executive Director and Alternate Chief Executive of Dah Sing Bank, Limited

Cliff Wai-Kin Chan
Executive Director and Alternate Chief Executive of Dah Sing Bank, Limited

Eric Ka-Yeung Ho
Chief Executive Officer and Director of Dah Sing Bank (China) Limited

Pak-Hung Lau
Chief Executive Officer and Director of Banco Comercial de Macau, S.A.

AUDITORS

PricewaterhouseCoopers
*Certified Public Accountants in Hong Kong
Registered Public Interest Entity Auditor*

SOLICITORS

Herbert Smith Freehills

REGISTERED OFFICE

26th Floor, Dah Sing Financial Centre
248 Queen's Road East, Wan Chai, Hong Kong
Tel: 2507 8866
Fax: 2598 5052
S.W.I.F.T.: DSBABKHH
Website: <http://www.dahsing.com>

SHARE REGISTRARS AND TRANSFER OFFICE

Computershare Hong Kong Investor Services Limited
Shops 1712-1716, 17th Floor, Hopewell Centre
183 Queen's Road East, Wan Chai, Hong Kong

SHARE LISTING AND STOCK CODE

The Stock Exchange of Hong Kong Limited
Stock Code: 2356

MAJOR BANKING SUBSIDIARIES

Dah Sing Bank, Limited
Dah Sing Bank (China) Limited
Banco Comercial de Macau, S.A.

(Please see pages 340 to 344 of this annual report for respective lists of branches.)

董事會

王守業先生

主席

王先生，83歲，於2004年獲委任為本公司主席。彼亦為大新金融集團有限公司（「大新金融」，為香港聯合交易所有限公司證券上市規則所界定之本公司主要股東）、大新銀行有限公司（「大新銀行」，本公司之主要營運附屬公司）、澳門商業銀行股份有限公司、大新保險有限公司（前稱大新保險(1976)有限公司）及澳門保險股份有限公司之主席。彼曾為本公司、大新金融及大新銀行提名及薪酬委員會成員直至2023年12月。王先生為廣東外商公會名譽會長。彼曾為香港銀行學會副會長。彼持有麻省理工學院機電工程理學士學位及擁有逾60年銀行及金融業務經驗。彼為大新金融之執行董事及集團總經理以及大新銀行之副主席、董事總經理兼行政總裁王祖興先生之父親。

黃漢興先生

副主席、董事總經理兼行政總裁

黃先生，71歲，於2004年獲委任為本公司執行董事，2011年4月晉升為董事會副主席。彼於2017年6月獲委任為董事總經理兼行政總裁。黃先生於1977年加入大新銀行有限公司服務，輾轉掌管多個部門，繼1989年成為大新銀行董事及於2000年晉升為董事總經理後，至2011年4月獲委任為董事會副主席。彼為大新金融集團有限公司（為香港聯合交易所有限公司證券上市規則所界定之本公司主要股東）董事總經理兼行政總裁及集團內多間主要附屬公司之董事。彼於2008年6月至2023年8月期間出任大新銀行（中國）有限公司之董事長。彼為本集團擁有13.2%權益之重慶銀行股份有限公司（於香港及上海上市）之非執行董事及副董事長。黃先生為英國銀行學會會士以及香港銀行學會及英國國際零售銀行理事會創始會員。彼持有香港理工學院（現稱香港理工大學）商業學高級文憑及擁有逾45年銀行業務經驗。

史習陶先生

獨立非執行董事

史先生，83歲，於2004年獲委任為本公司之獨立非執行董事。彼亦為大新金融集團有限公司（「大新金融」，為香港聯合交易所有限公司證券上市規則所界定之本公司主要股東）、大新銀行有限公司（「大新銀行」）及大新保險有限公司（前稱大新保險(1976)有限公司）之獨立非執行董事。彼現為本公司、大新金融及大新銀行之提名及薪酬委員會主席及審核委員會成員。彼曾任本公司、大新金融及大新銀行審核委員會主席直至2023年12月。史先生現為南洋集團有限公司及新華匯富金融控股有限公司之獨立非執行董事。彼曾為合興集團控股有限公司（於2022年1月除牌）之獨立非執行董事，並於2022年2月辭任。史先生為香港會計師公會資深會員。彼曾出任為一間國際會計師行前合夥人，於該行執業超過20年。

BOARD OF DIRECTORS

Mr. David Shou-Yeh Wong

Chairman

Mr. Wong, aged 83, was appointed as the Chairman of the Company in 2004. He is also the Chairman of Dah Sing Financial Holdings Limited (“DSFH”, a substantial shareholder of the Company as defined under the Rules Governing the Listing of Securities on The Stock Exchange of Hong Kong Limited), Dah Sing Bank, Limited (“DSB”, a key operating subsidiary of the Company), Banco Comercial de Macau, S.A., Dah Sing Insurance Company Limited (formerly known as Dah Sing Insurance Company (1976) Limited) and Macau Insurance Company Limited. He was a member of the Nomination and Remuneration Committee of the Company, DSFH and DSB until December 2023. Mr. Wong is the Honorary President of Guangdong Chamber of Foreign Investors. He was the Vice President of The Hong Kong Institute of Bankers. He holds a Bachelor of Science degree in Electrical Engineering from Massachusetts Institute of Technology and has over 60 years of experience in banking and finance. He is the father of Mr. Harold Tsu-Hing Wong, an Executive Director and the Group General Manager of DSFH and the Vice Chairman, Managing Director and Chief Executive of DSB.

Mr. Hon-Hing Wong (Derek Wong)

Vice Chairman, Managing Director and Chief Executive

Mr. Wong, aged 71, was appointed as an Executive Director of the Company in 2004 and promoted as the Vice Chairman in April 2011. He was appointed as the Managing Director and Chief Executive of the Company in June 2017. Mr. Wong joined Dah Sing Bank, Limited in 1977 and has served and managed various departments before appointed as a Director in 1989, promoted to the Managing Director in 2000 and then appointed as the Vice Chairman in April 2011. He is the Managing Director and Chief Executive of Dah Sing Financial Holdings Limited (a substantial shareholder of the Company as defined under the Rules Governing the Listing of Securities on The Stock Exchange of Hong Kong Limited) and a director of various major subsidiaries of the Group. He was the Chairman of Dah Sing Bank (China) Limited for the period from June 2008 to August 2023. He is a Non-Executive Director and Vice Chairman of Bank of Chongqing Co., Ltd. (listed in Hong Kong and Shanghai) in which the Group has a 13.2% equity interest. Mr. Wong is an Associate of The Institute of Bankers (U.K.) and a Founder Member of The Hong Kong Institute of Bankers and The International Retail Banking Council of the U.K. He holds a Higher Diploma in Business Studies from the Hong Kong Polytechnic College (now known as Hong Kong Polytechnic University) and has over 45 years of experience in banking.

Mr. Robert Tsai-To Sze

Independent Non-Executive Director

Mr. Sze, aged 83, was appointed as an Independent Non-Executive Director of the Company in 2004. He is also an Independent Non-Executive Director of Dah Sing Financial Holdings Limited (“DSFH”, a substantial shareholder of the Company as defined under the Rules Governing the Listing of Securities on The Stock Exchange of Hong Kong Limited), Dah Sing Bank, Limited (“DSB”) and Dah Sing Insurance Company Limited (formerly known as Dah Sing Insurance Company (1976) Limited). He is currently the Chairman of the Nomination and Remuneration Committee and a member of the Audit Committee (“AC”) of the Company, DSFH and DSB. He served as the Chairman of the AC of the Company, DSFH and DSB until December 2023. Mr. Sze is an Independent Non-Executive Director of Nanyang Holdings Limited and Sunwah Kingsway Capital Holdings Limited. He was an Independent Non-Executive Director of Hop Hing Group Holdings Limited which was delisted in January 2022 and Mr. Sze resigned in February 2022. Mr. Sze is a Fellow of The Hong Kong Institute of Certified Public Accountants. He was a former partner of an international firm of accountants with which he practised for over 20 years.

裴布雷先生

獨立非執行董事

裴先生，67歲，於2017年12月獲委任為本公司之獨立非執行董事及於2021年6月獲委任為本公司之審核委員會之成員。彼亦於2017年12月獲委任為大新銀行有限公司（「大新銀行」）之獨立非執行董事，於2018年8月獲委任為大新銀行之風險管理及合規委員會之成員、於2020年6月獲委任為大新銀行之風險管理及合規委員會之主席及於2021年6月獲委任為大新銀行之審核委員會之成員。

裴先生為The Principal Financial Group, Inc.（於美國納斯達克股票交易所上市）之獨立董事以及財務委員會與提名及管治委員會之成員。彼為領展房地產投資信託基金（於香港聯合交易所有限公司（「聯交所」）上市）之獨立非執行董事以及提名委員會之成員與薪酬委員會之主席。彼為第一太平有限公司（於聯交所上市）之獨立非執行董事以及財務委員會及企業管治委員會之成員。彼亦為Vision 2047 Foundation之董事及盈富基金（香港單位信託及其基金單位於聯交所上市）之監督委員會委員。裴先生為Harvard Business School Association of Hong Kong Limited之主席及香港大學經濟及工商管理學院國際顧問委員會之成員。

裴先生於2008年12月至2014年11月期間曾任香港大學校董會成員及於2015年7月至2016年7月期間曾任聯交所主板及創業板上市委員會成員。彼於2013年6月至2017年12月期間出任大新金融集團有限公司（本公司之母公司）之獨立非執行董事及審核委員會成員。

裴先生於2010年加入日興資產管理集團為亞洲區總裁及全球首席市務總監，及出任日興資產管理集團亞洲區主席直至2015年7月。彼於1984年加入怡和集團（Jardine Matheson Holdings Group），並曾於怡和集團擔任多個職位。於2003年，彼加入HSBC Investments (Hong Kong) Limited（現稱HSBC Global Asset Management (Hong Kong) Limited）為亞太區行政總裁。於2007年至2010年期間，彼曾擔任摩根士丹利投資管理(Morgan Stanley Investment Management)之董事總經理及亞洲區首席執行官。

裴先生持有美國哈佛商學院工商管理碩士學位及美國史丹福大學東亞研究系文學碩士學位及政治學文學士學位。

衛皓民先生

獨立非執行董事

衛皓民先生，68歲，於2024年1月獲委任為本公司之獨立非執行董事及審核委員會主席。彼現為大新金融集團有限公司（「大新金融」，為香港聯合交易所有限公司證券上市規則所界定之本公司主要股東）及大新銀行有限公司（「大新銀行」）之獨立非執行董事及審核委員會主席。彼亦為大新銀行風險管理及合規委員會成員。衛皓民先生於1984年加入羅兵咸永道會計師事務所（「羅兵咸永道」），並於1990年成為合夥人，並為羅兵咸永道在香港設立金融服務業的首批合夥人之一。彼專門從事本地及國際金融機構審計工作。彼擔任羅兵咸永道大中華區風險管理及合規事務主管合夥人長達14年，直至2014年6月。彼亦為羅兵咸永道大中華區風險及質素部門的負責人，負責監督羅兵咸永道的審計及專業操守準則。於2001年，彼加入羅兵咸永道香港合夥人管治委員會，及後獲委任為羅兵咸永道中國及香港管理委員會成員。繼於2014年6月於羅兵咸永道香港退休後，衛皓民先生於2014年7月至2015年12月期間擔任羅兵咸永道香港高級顧問，負責風險管理和質素事宜。衛皓民先生現為保險投訴局投訴局理事會之獨立非執行董事及非業界理事。彼亦為保險業監管局紀律處分委員會小組非保監局成員。衛皓民先生於2004年至2009年期間擔任香港會計師公會轄下財務報告準則委員會主席，並於2009年擔任香港會計師公會會長。於2005年，彼獲委任為公司法改革常務委員會成員，任期6年。衛皓民先生於2016年4月至2019年3月期間出任香港財務匯報局（現為會計及財務匯報局）行政總裁。彼為香港會計師公會的資深會員。彼持有都柏林三一學院商業文學士學位。

Mr. Blair Chilton Pickerell

Independent Non-Executive Director

Mr. Pickerell, aged 67, was appointed as an Independent Non-Executive Director (“INED”) of the Company in December 2017 and a member of the Audit Committee (“AC”) of the Company in June 2021. He was also appointed as an INED of Dah Sing Bank, Limited (“DSB”) in December 2017, a member of the Risk Management and Compliance Committee (“RMCC”) of DSB in August 2018 and the Chairman of the RMCC of DSB in June 2020 and a member of the AC of DSB in June 2021.

Mr. Pickerell is an Independent Director and a member of the Finance Committee and Nominating and Governance Committee of The Principal Financial Group, Inc. (which is listed on NASDAQ in the U.S.). He is an INED and a member of the Nomination Committee and the Chairman of the Remuneration Committee of Link Real Estate Investment Trust (which is listed on The Stock Exchange of Hong Kong Limited (the “Stock Exchange”). He is an INED and a member of the Finance Committee and Corporate Governance Committee of First Pacific Company Limited (which is listed on the Stock Exchange). He is also a director of Vision 2047 Foundation and a member of the Supervisory Committee of The Tracker Fund of Hong Kong (a Hong Kong unit trust whose units are listed on the Stock Exchange). He is the Chairman of Harvard Business School Association of Hong Kong Limited and a member of the International Advisory Council of the Faculty of Business and Economics of The University of Hong Kong.

Mr. Pickerell was a court member of The University of Hong Kong from December 2008 to November 2014 and a member of the Main Board and GEM Listing Committees of the Stock Exchange from July 2015 to July 2016. He was an INED and a member of the AC of Dah Sing Financial Holdings Limited (the parent company of the Company) from June 2013 to December 2017.

Mr. Pickerell joined Nikko Asset Management Group as the Head of Asia and Global Chief Marketing Officer in 2010 and served as the Chairman, Asia of Nikko Asset Management Company until July 2015. He joined Jardine Matheson Holdings Group in 1984 and held various positions in Jardine Matheson Holdings Group. In 2003, he joined HSBC Investments (Hong Kong) Limited (now known as HSBC Global Asset Management (Hong Kong) Limited) as Chief Executive, Asia Pacific. From 2007 to 2010, he served as Managing Director and Chief Executive Officer, Asia of Morgan Stanley Investment Management.

Mr. Pickerell holds an MBA degree from Harvard Business School, U.S.A. and an MA degree (in East Asian Studies) and a BA degree (in Political Science) from Stanford University, U.S.A.

Mr. Paul Franz Winkelmann

Independent Non-Executive Director

Mr. Winkelmann, aged 68, was appointed as an Independent Non-Executive Director (“INED”) and the Chairman of the Audit Committee (“AC”) of the Company in January 2024. Mr. Winkelmann is currently an INED and the Chairman of the AC of Dah Sing Financial Holdings Limited (“DSFH”, a substantial shareholder of the Company as defined under the Rules Governing the Listing of Securities on The Stock Exchange of Hong Kong Limited) and Dah Sing Bank, Limited (“DSB”). He is also a member of Risk Management and Compliance Committee of DSB. Mr. Winkelmann joined PricewaterhouseCoopers (“PwC”) in 1984 and was admitted to partnership in 1990 to become a member of the first group of partners to set up PwC’s financial services practice in Hong Kong. He specialized in the audits of financial institutions, both local and international. He was partner-in-charge of PwC’s risk and compliance matters for Greater China for 14 years up to June 2014. He was also the leader of PwC’s Greater China Risk and Quality function overseeing auditing and ethical standards within PwC. In 2001, he joined the governance Board of Partners of PwC in Hong Kong and subsequently was appointed to the Management Board of PwC China and Hong Kong. Following his retirement from PwC Hong Kong in June 2014, Mr. Winkelmann was engaged as a senior advisor of PwC in Hong Kong on risk and quality matters during the period from July 2014 to December 2015. Mr. Winkelmann is currently an INED and a Non-Industry Member of the General Committee of the Insurance Complaints Bureau. He is also the Non-IA Eligible DP Member of Disciplinary Panel Pool of the Insurance Authority. He was the Chairman of the Financial Reporting Standards Committee of the Hong Kong Institute of Certified Public Accountants (“HKICPA”) from 2004 to 2009 and the President of HKICPA in 2009. In 2005, he was appointed to the Standing Committee on Company Law Reform and served for a period of 6 years. Mr. Winkelmann was the Chief Executive Officer of Financial Reporting Council of Hong Kong (now known as the Accounting and Financial Reporting Council) from April 2016 to March 2019. He is a fellow member of the HKICPA. He holds a Bachelor of Arts (Business) Degree from Trinity College, Dublin.

譚偉雄先生

獨立非執行董事

譚先生，74歲，於2021年6月獲委任為本公司之獨立非執行董事，彼於2019年3月獲委任為大新銀行有限公司（「大新銀行」）之獨立非執行董事及於2024年1月獲委任為本公司和大新銀行提名及薪酬委員會成員。譚先生於2018年12月至2021年6月期間出任大新金融集團有限公司（本公司之母公司）之獨立非執行董事及於2019年3月至2023年12月期間出任大新銀行之風險管理及合規委員會成員。譚先生自1968年加入香港上海滙豐銀行有限公司開始其事業直至1999年2月，期間曾擔任多項要職。於1999年3月，譚先生加入恒生銀行有限公司，於2003年至2008年期間出任副總經理兼商業銀行業務主管，自2008年起擔任風險監控總監至2012年退休。彼於2012年12月至2017年6月期間出任煙台銀行（一間位於煙台市的城市商業銀行）之董事。彼於2022年4月辭任南旋控股有限公司之非執行董事及於2022年6月退任信義玻璃控股有限公司之獨立非執行董事。譚先生為香港銀行學會及英國特許銀行學會資深會士以及英國銀行學會會士。彼持有加拿大多倫多大學工商管理碩士學位。譚先生在香港及中國內地之商業銀行業務擁有超逾45年經驗。

陳霞芳女士

獨立非執行董事

陳女士，62歲，於2024年1月獲委任為本公司及大新銀行有限公司（「大新銀行」）之獨立非執行董事及審核委員會成員。彼於2022年3月至2023年12月期間出任大新銀行全資附屬公司大新銀行（中國）有限公司之獨立非執行董事及審計委員會、關聯交易控制委員會、風險管理委員會及戰略委員會之成員以及提名與薪酬委員會主席。陳女士於1981年7月加入交通銀行股份有限公司香港分行（「交通銀行」）為管理培訓生。彼於1992年4月至1998年6月期間擔任交通銀行助理總經理，主要負責制定及執行貿易融資、信貸管理及銀行保險等業務營運守則，彼亦統籌貿易融資業務及貸款營運中央化的項目。陳女士於1998年7月至2021年3月期間出任交通銀行副總經理，主要負責監督貿易融資業務、信貸管理、匯款及零售銀行業務的日常營運以及推出私人銀行業務。彼於2002年8月獲委任為交通銀行替任行政總裁。陳女士於1999年9月至2019年10月期間擔任交通銀行信託有限公司之董事，並於2006年6月獲委任為董事長。於2021年6月退休前，彼曾擔任交通銀行（香港）有限公司之副董事長、董事及行政總裁。彼於金融業擁有逾38年經驗。陳女士為英國倫敦銀行與金融學院特許會士及香港銀行學會會士。彼為香港董事學會資深會員及香港銀行學會銀行專業會士。陳女士持有香港中文大學信息科技管理理學碩士學位及香港理工大學企業融資碩士學位。

Mr. David Wai-Hung Tam*Independent Non-Executive Director*

Mr. Tam, aged 74, was appointed as an Independent Non-Executive Director (“INED”) of the Company in June 2021. He was appointed as an INED of Dah Sing Bank, Limited (“DSB”) in March 2019 and a member of the Nomination and Remuneration Committee of the Company and DSB in January 2024. Mr. Tam was an INED of Dah Sing Financial Holdings Limited (the parent company of the Company) during the period from December 2018 to June 2021 and a member of the Risk Management and Compliance Committee of DSB from March 2019 to December 2023. Mr. Tam started his career with The Hongkong and Shanghai Banking Corporation Limited in 1968 and held various senior positions until February 1999. In March 1999, Mr. Tam joined Hang Seng Bank Limited and was the Deputy General Manager and Head of Commercial Banking during 2003 to 2008 and the Chief Risk Officer from 2008 until his retirement in 2012. He was a director of Yantai Bank, a city commercial bank in Yantai, from December 2012 to June 2017. He resigned as a Non-Executive Director of Nameson Holdings Limited in April 2022 and retired as an INED of Xinyi Glass Holdings Limited in June 2022. Mr. Tam is a fellow member of The Hong Kong Institute of Bankers and The Chartered Institute of Bankers in the U.K. and an associate of The Institute of Bankers. He holds a master’s degree in Business Administration from the University of Toronto, Canada. Mr. Tam has more than 45 years of experience in commercial banking industry in Hong Kong and the PRC.

Ms. Nancy Ha-Fong Chan*Independent Non-Executive Director*

Ms. Chan, aged 62, was appointed as an Independent Non-Executive Director (“INED”) and a member of the Audit Committee (“AC”) of the Company and Dah Sing Bank, Limited (“DSB”) in January 2024. From March 2022 to December 2023, she was an INED and a member of the AC, the Connected Transactions Control Committee, the Risk Management Committee and the Strategy Committee, and the Chairman of the Nomination and Remuneration Committee of Dah Sing Bank (China) Limited, a wholly owned subsidiary of DSB. Ms. Chan joined Bank of Communications Co. Limited, Hong Kong Branch (“BOCOM”) as a management trainee in July 1981. She was the Assistant General Manager of BOCOM from April 1992 to June 1998, primarily responsible for the formulation and implementation of the operation procedures for trade finance, loan administration and bancassurance business, and she also led the trade finance and loan operations centralization project. Ms. Chan was the Deputy General Manager of BOCOM from July 1998 to March 2021 responsible for overseeing the daily operation of trade finance, loan administration, remittance and retail banking business and the launch of private banking business. She was appointed as Alternate Chief Executive of BOCOM in August 2002. Ms. Chan was a Director of Bank of Communications Trustee Limited from September 1999 to October 2019 and was appointed as the Chairman in June 2006. She was the Vice Chairman, Director and Chief Executive of Bank of Communications (Hong Kong) Limited before her retirement in June 2021. She has over 38 years of experience in the financial industry. Ms. Chan is an associate member of The Chartered Institute of Bankers, United Kingdom and The Hong Kong Institute of Bankers (“HKIB”). She is a Fellow of The Hong Kong Institute of Directors and a Certified Banker of HKIB. Ms. Chan holds a Master of Science degree in Information and Technology Management from the Chinese University of Hong Kong and a Master of Corporate Finance degree from the Hong Kong Polytechnic University.

張建生先生

獨立非執行董事

張先生，65歲，於2024年1月獲委任為本公司之獨立非執行董事及大新銀行有限公司之獨立非執行董事及風險管理及合規委員會成員。張先生於2009年7月至2022年12月期間任職於星展銀行(香港)有限公司(「星展銀行」)，並於2011年6月起擔任香港董事總經理兼企業及機構銀行總監一職，負責拓展星展銀行於香港的企業及商業銀行業務，直至2022年12月退休。彼亦於2012年12月至2022年12月期間出任星展銀行之替任行政總裁。於加入星展銀行前，彼為華僑銀行東北亞洲區總經理及香港分行總經理。在此等委任前，彼曾於花旗銀行香港、荷蘭銀行香港及荷蘭合作銀行香港分行等主要國際銀行出任企業及商業銀行和風險管理方面之高級職位。張先生於企業及商業銀行業擁有逾40年經驗。張先生現為嘉華國際集團有限公司及越秀地產股份有限公司(均於香港聯合交易所上市)之獨立非執行董事。彼為世界綠色組織董事會主席、香港金融學會會員及香港理工大學會計及金融諮詢委員會成員。彼於2011年至2016年期間曾為香港出口信用保險局之諮詢委員會成員及於2021年至2023年期間曾任銀行業行業培訓諮詢委員會委員。張先生持有香港大學經濟學社會科學學士學位。

王伯凌先生

執行董事

王先生，63歲，於2004年獲委任為本公司執行董事。彼於1995年加入大新銀行有限公司(「大新銀行」)擔任集團財務總監一職，於1997年晉升為董事，多年專責集團整體的財務管理及監控、營運操作與資訊系統職能。王先生於2011年5月晉升為大新銀行董事總經理兼行政總裁及於2017年8月調任為大新銀行副行政總裁及替任行政總裁。彼亦為大新金融集團有限公司(「大新金融」，為香港聯合交易所有限公司證券上市規則所界定之本公司主要股東)之執行董事兼副行政總裁以及澳門商業銀行股份有限公司及大新銀行(中國)有限公司(「大新中國」)之董事。彼於2023年11月獲委任為大新中國之主席及於2024年1月獲委任為本公司、大新金融及大新銀行提名及薪酬委員會成員。王先生曾擔任本公司、大新金融及大新銀行之集團財務及營運總監至2021年6月。王先生為專業會計師、英國特許公認會計師公會資深會員及香港會計師公會會員。彼持有香港大學社會科學學士學位及擁有逾35年財務管理及銀行營運經驗。

麥曉德先生

執行董事及副行政總裁

麥先生，56歲，於2017年6月獲委任為本公司執行董事及副行政總裁。彼現為大新銀行有限公司(「大新銀行」)執行董事及大新保險有限公司(前稱大新保險(1976)有限公司)及澳門保險股份有限公司之董事。麥先生亦為大新銀行副行政總裁及大新銀行之集團財資、環球市場處及企業融資部主管，負責銀行財資業務及企業融資策劃。麥先生於2004年8月至2017年5月期間出任大新金融集團有限公司(本公司之母公司)之執行董事。麥先生持有英國倫敦大學榮譽文學士學位(中文及經濟)。彼於英國及香港擁有逾30年之金融服務經驗。

Mr. Kin-Sang Cheung (Alex Cheung)*Independent Non-Executive Director*

Mr. Cheung, aged 65, was appointed as an Independent Non-Executive Director (“INED”) of the Company and an INED and a member of the Risk Management and Compliance Committee of Dah Sing Bank, Limited in January 2024. Mr. Cheung worked with DBS Bank (Hong Kong) Limited (“DBS”) from July 2009 to December 2022 where he served as Managing Director and Head of Institutional Banking Group in Hong Kong from June 2011 until his retirement in December 2022, responsible for growing DBS’s franchise in the corporate and commercial banking businesses in Hong Kong. He was also the Alternate Chief Executive of DBS from December 2012 to December 2022. Prior to joining DBS, he was the Regional General Manager, North East Asia and General Manager of Oversea-Chinese Banking Corporation Limited, Hong Kong Branch. Prior to such appointments, Mr. Cheung held senior positions in corporate commercial banking and risk management with major international banks including Citibank, Hong Kong, ABN AMRO Bank N.V., Hong Kong and Rabobank, Hong Kong Branch. Mr. Cheung has over 40 years of corporate and commercial banking experience. Mr. Cheung is currently as an INED of K. Wah International Holdings Limited and Yuexiu Property Company Limited (both are listed on The Stock Exchange of Hong Kong Limited). He is the Chairman of the Board of Governors of World Green Organisation, a member of the Hong Kong Academy of Finance and a member of the Advisory Committee on Accounting and Finance of the Hong Kong Polytechnic University. He was a member of the Advisory Board of Hong Kong Export Credit Insurance Corporation from 2011 to 2016 and a member of the Banking Industry Training Advisory Committee from 2021 to 2023. Mr. Cheung holds a Bachelor of Social Sciences degree in Economics from the University of Hong Kong.

Mr. Gary Pak-Ling Wang*Executive Director*

Mr. Wang, aged 63, was appointed as an Executive Director of the Company in 2004. He joined Dah Sing Bank, Limited (“DSB”) as the Group Financial Controller in 1995 and was promoted as a Director in 1997, responsible for the overall financial management and control, operations and IT functions of the Group for a number of years. Mr. Wang was promoted as the Managing Director and Chief Executive of DSB in May 2011 and was re-designated as the Deputy Chief Executive and Alternate Chief Executive of DSB in August 2017. He is also an Executive Director and Deputy Chief Executive of Dah Sing Financial Holdings Limited (“DSFH”, a substantial shareholder of the Company as defined under the Rules Governing the Listing of Securities on The Stock Exchange of Hong Kong Limited), as well as a Director of Banco Comercial de Macau, S.A. and Dah Sing Bank (China) Limited (“DSB China”). He was appointed as the Chairman of DSB China in November 2023 and a member of the Nomination and Remuneration Committee of the Company, DSFH and DSB in January 2024. Mr. Wang was the Group Chief Financial and Operating Officer of the Company, DSFH and DSB until June 2021. Mr. Wang is a qualified accountant, a Fellow of The Association of Chartered Certified Accountants of the U.K. and a member of the Hong Kong Institute of Certified Public Accountants. He holds a Bachelor of Social Sciences degree from The University of Hong Kong and has over 35 years of experience in financial management and banking.

Mr. Nicholas John Mayhew*Executive Director and Deputy Chief Executive*

Mr. Mayhew, aged 56, was appointed as an Executive Director and the Deputy Chief Executive of the Company in June 2017. He is currently an Executive Director of Dah Sing Bank, Limited (“DSB”) and a Director of Dah Sing Insurance Company Limited (formerly known as Dah Sing Insurance Company (1976) Limited) and Macau Insurance Company Limited. Mr. Mayhew also serves as the Deputy Chief Executive of DSB and Group Head of Treasury, Global Markets & Corporate Finance of DSB, responsible for its treasury and corporate finance activities. Mr. Mayhew was an Executive Director of Dah Sing Financial Holdings Limited (the parent company of the Company) during the period from August 2004 to May 2017. Mr. Mayhew holds a Bachelor of Arts degree (Hons) (in Chinese and Economics) from the University of London. He has over 30 years of experience in financial services both in the U.K. and Hong Kong.

高層管理人員

王祖興先生

大新銀行有限公司副主席、董事總經理兼行政總裁

王先生，54歲，為大新銀行有限公司（「大新銀行」）副主席、董事總經理兼行政總裁。彼於2000年加入大新銀行，及於2005年獲委任為執行董事並於2010年3月獲委任為董事會副主席。王先生於2017年8月獲委任為大新銀行之董事總經理兼行政總裁。彼於2011年4月至2017年6月期間擔本公司之執行董事、董事總經理兼行政總裁。王先生於2011年4月獲委任為大新金融集團有限公司（「大新金融」，為香港聯合交易所有限公司證券上市規則所界定之本公司主要股東）之集團總經理，並於2024年1月獲委任為大新金融之執行董事。彼亦為大新銀行（中國）有限公司、澳門商業銀行股份有限公司、大新保險有限公司（前稱大新保險(1976)有限公司）、澳門保險股份有限公司及澳門退休基金管理股份有限公司之董事。王先生現為香港銀行學會之理事會成員、保險業監管局成立的長期業務業界諮詢委員會之非官方成員，及工業貿易署轄下的工業貿易諮詢委員會之委員。王先生持有美國哈佛大學工商管理碩士學位及倫敦國王學院榮譽法律學士學位，並為英格蘭及威爾斯以及香港之合資格律師。王先生為本公司、大新銀行及大新金融之董事會主席王守業先生之兒子。

王美珍女士

大新銀行有限公司執行董事兼副行政總裁

王女士，57歲，於2012年2月加入大新銀行有限公司（「大新銀行」）出任零售銀行處主管，專責發展及管理零售銀行、銀行保險、零售證券、財富管理業務、私人銀行及汽車貸款業務。彼於2012年5月獲委任為大新銀行執行董事及於2014年5月獲委任為大新銀行替任行政總裁。彼於2022年4月獲委任為大新銀行副行政總裁及集團個人銀行主管。王女士持有英國布魯內爾大學（經Henley Management College）工商管理碩士及香港大學文學士學位。彼擁有逾30年零售及個人銀行業務經驗，曾任職其他在香港經營之銀行，包括渣打銀行及中信銀行國際。

馬苑麗女士

大新銀行有限公司執行董事兼替任行政總裁

馬女士，57歲，於2020年2月加入大新銀行有限公司（「大新銀行」）出任集團企業銀行處主管，專責發展及管理企業銀行業務。彼於2021年2月獲委任為大新銀行之執行董事兼替任行政總裁。彼擁有逾30年於香港、英國及美國豐富的銀行經驗，主要負責商業及企業銀行各界別的客戶。馬女士持有倫敦政治經濟學院之經濟學理學士學位。

SENIOR MANAGEMENT

Mr. Harold Tsu-Hing Wong

Vice Chairman, Managing Director and Chief Executive of Dah Sing Bank, Limited

Mr. Wong, aged 54, is currently a Vice Chairman, Managing Director and Chief Executive of Dah Sing Bank, Limited (“DSB”). Mr. Wong joined DSB in 2000, and was appointed as an Executive Director in 2005 and a Vice Chairman in March 2010. Mr. Wong was appointed as Managing Director and Chief Executive of DSB in August 2017. From April 2011 to June 2017, he was an Executive Director, Managing Director and Chief Executive of the Company. He was appointed as the Group General Manager of Dah Sing Financial Holdings Limited (“DSFH”, a substantial shareholder of the Company as defined under the Rules Governing the Listing of Securities on The Stock Exchange of Hong Kong Limited) in April 2011 and appointed as an Executive Director of DSFH in January 2024. He is also a Director of Dah Sing Bank (China) Limited, Banco Comercial de Macau, S.A., Dah Sing Insurance Company Limited (formerly known as Dah Sing Insurance Company (1976) Limited), Macau Insurance Company Limited and Macau Pension Fund Management Company Limited. Mr. Wong is currently an Executive Committee Member of the Hong Kong Institute of Bankers, a Non-official member of the Industry Advisory Committee on Long Term Business established by the Insurance Authority and a Non-official Member of the Trade and Industry Advisory Board of the Trade and Industry Department. Mr. Wong holds a Master of Business Administration degree from Harvard University, U.S.A. and a Bachelor of Laws (Honours) degree from King’s College, London, and is a qualified solicitor in England and Wales and in Hong Kong. Mr. Wong is a son of Mr. David Shou-Yeh Wong, the Chairman of the Boards of the Company, DSB and DSFH.

Ms. Phoebe Mei-Chun Wong

Executive Director and Deputy Chief Executive of Dah Sing Bank, Limited

Ms. Wong, aged 57, joined Dah Sing Bank, Limited (“DSB”) as Head of Retail Banking in February 2012, responsible for the development and management of overall retail banking, bancassurance, retail brokerage, wealth management businesses, private banking and vehicle financing. She was appointed as an Executive Director of DSB in May 2012 and an Alternate Chief Executive of DSB in May 2014. She was further appointed as a Deputy Chief Executive of DSB and Group Head of Personal Banking in April 2022. Ms. Wong holds a Master of Business Administration degree from Brunel University (UK) via Henley Management College and a Bachelor of Arts degree from the University of Hong Kong. She has over 30 years of experience in retail and personal banking business with other banks operating in Hong Kong, including Standard Chartered Bank and CITIC Bank International.

Ms. Barbara Yuen-Lai Ma

Executive Director and Alternate Chief Executive of Dah Sing Bank, Limited

Ms. Ma, aged 57, joined Dah Sing Bank, Limited (“DSB”) as Group Head of Corporate Banking in February 2020, responsible for overseeing and supervising corporate banking business. She was appointed as an Executive Director and an Alternate Chief Executive of DSB in February 2021. She has over 30 years of solid banking experience in Hong Kong, the United Kingdom and the United States, mainly in commercial and corporate banking with a full spectrum of clients in various sectors. Ms. Ma attained a Bachelor of Science in Economics from The London School of Economics and Political Science.

陳維堅先生

大新銀行有限公司執行董事兼替任行政總裁

陳先生，52歲，於2009年加入大新銀行有限公司（「大新銀行」）出任總經理及財富管理處主管，及於2019年3月獲委任為大新銀行執行董事。彼於2022年6月獲委任為大新銀行替任行政總裁。陳先生為集團財富管理處主管，專責制訂及執行大新銀行財富管理業務之整體策略，包括證券經紀業務、零售財富管理業務及私人銀行業務。彼持有劍橋大學文學士學位及哈佛商學院工商管理碩士學位。彼為CFA協會之特許金融分析師及私人財富管理公會之註冊私人財富管理師。陳先生擁有逾25年於金融服務、製造及公共行政多個範疇之豐富經驗。

何嘉揚先生

大新銀行(中國)有限公司行政總裁兼董事

何先生，51歲，於2007年7月加入大新銀行有限公司（「大新銀行」），曾擔任集團企業發展和投資者關係總經理，且於2018年11月獲委任為本公司主要營運附屬公司大新銀行(中國)有限公司（「大新銀行(中國)」）之董事。彼於2020年6月獲委任為大新銀行(中國)之執行董事及於2021年7月獲委任為大新銀行(中國)之行政總裁。何先生擁有逾25年從事中國及香港金融及銀行業務經驗。在加入大新銀行前，曾任職於投資銀行、國際商業銀行以及國際會計師事務所。

劉伯雄先生

澳門商業銀行股份有限公司行政總裁兼董事

劉先生，59歲，於2020年1月加入大新銀行有限公司（「大新銀行」）及獲委任為本公司主要營運附屬公司澳門商業銀行股份有限公司（於澳門註冊成立）之行政總裁兼董事。劉先生擁有逾37年於香港及澳門的豐富銀行業務經驗。彼於1986年加入香港上海滙豐銀行有限公司開始其於銀行界之事業發展，加入大新銀行前，彼為香港上海滙豐銀行有限公司澳門分行之行政總裁。

Mr. Cliff Wai-Kin Chan

*Executive Director and Alternate Chief Executive of
Dah Sing Bank, Limited*

Mr. Chan, aged 52, joined Dah Sing Bank, Limited (“DSB”) as General Manager and Head of Wealth Management in 2009, and was appointed as an Executive Director of DSB in March 2019. He was further appointed as an Alternate Chief Executive of DSB in June 2022. Mr. Chan is Group Head of Wealth Management and is responsible for the formulation and execution of overall business strategies of DSB’s wealth management business, including securities brokerage, retail wealth management, and private banking. He holds a Bachelor of Arts degree from the University of Cambridge and a Master degree in Business Administration from the Harvard Business School. He is a Chartered Financial Analyst of the CFA Institute and a Certified Private Wealth Professional of the Private Wealth Management Association. Mr. Chan has over 25 years of extensive experience in various areas including financial services, manufacturing and public administration.

Mr. Eric Ka-Yeung Ho

*Chief Executive Officer and Director of
Dah Sing Bank (China) Limited*

Mr. Ho, aged 51, joined Dah Sing Bank, Limited (“DSB”) in July 2007. He was the Head of Corporate Development, Strategy and Investor Relations of the Group before the appointment as a Director of Dah Sing Bank (China) Limited (“DSB China”), a key operating subsidiary of the Company, in November 2018. He was then appointed as an Executive Director of DSB China in June 2020 and the Chief Executive Officer of DSB China in July 2021. Mr. Ho has over 25 years of experience in finance and banking industry in China and Hong Kong. He worked for investment bank, international commercial bank and international accounting firm before joining DSB.

Mr. Pak-Hung Lau

*Chief Executive Officer and Director of
Banco Comercial de Macau, S.A.*

Mr. Lau, aged 59, joined Dah Sing Bank, Limited (“DSB”) and was appointed as the Chief Executive Officer and a Director of Banco Comercial de Macau, S.A. (incorporated in Macau), a key subsidiary of the Company, in January 2020. Mr. Lau has over 37 years of solid banking experience in Hong Kong and Macau. He started his career in banking by joining HSBC in 1986 and immediately before joining DSB, he was the CEO of HSBC Macau Branch.

於2023年，在主要營商市場面臨各樣外部挑戰，本集團仍然努力取得業務進一步發展，保持財務穩定並持續提升優質的核心業務。我們配合集團發展策略，善用本集團在香港、澳門及中國內地的業務網絡覆蓋，繼續在大灣區發掘新機遇。

年內，本集團的淨利息收入、淨交易收入及其他收入均有大幅度改善，而淨服務費及佣金收入(不包括上年度終止前銀行保險分銷協議的收益)亦高於2022年。此外，本集團於2023年在業務發展及增長方面取得重要里程碑，包括與香港永明金融訂立為期15年獨家銀行保險夥伴合作協議，以及開設新深圳分行，而大新銀行更成為中國內地首家獲得「雙牌照」的境外銀行。

與香港永明金融建立銀行保險聯盟

本集團於2023年1月欣然宣佈與香港永明金融集團訂立為期15年獨家銀行保險夥伴合作協議，由2023年7月開始分銷永明金融產品。新銀行保險協議讓我們透過在香港40多家分行組成的強大經營及分銷網絡，為本集團的財富管理客戶提供多元化的人壽及保障產品。

本集團很高興與世界級保障解決方案供應商永明金融集團共同合作，我們期待在未來幾年進一步加強彼此的關係。

在前海增設新深圳分行

本集團的附屬公司大新銀行有限公司(「大新銀行」)於2023年8月1日隆重慶祝位於前海的新深圳分行正式開業。大新銀行成為首家在中國內地獲得雙牌照的境外銀行，並在國內註冊成立的全資銀行大新銀行(中國)有限公司以外設立境外分行。

根據本集團的大灣區策略，新深圳分行著重拓展為境內企業客戶提供的人民幣貸款、存款及匯款服務，在人民幣國際化的方向下，使本集團更顯優勢。

儘管面對著通脹上升及主要央行收緊貨幣政策等市場挑戰，本集團截至2023年12月31日止年度的年內溢利同比增加16%至18億6千萬港元。

大新銀行受惠於年內利率反彈，淨息差顯著擴大，導致淨利息收入較2022年增加10%。由於市場利率飆升，加上本集團於年內奮力控制資金成本，淨息差增加16個基點。即使我們在核心市場的貸款需求相對疲弱，惟大部分業務的貸款結餘卻錄得輕微上升，而整體貸款結餘亦增加5%。



大新銀行與香港永明金融訂立為期15年獨家銀行保險夥伴合作協議。DSB has entered into an exclusive 15-Year Bancassurance Partnership with Sun Life in Hong Kong.

In 2023 we continued our efforts to make progress in our business while maintaining financial stability and sustaining the quality development of our core businesses amidst external challenges in our major markets. We have grown our businesses in line with our strategy to leverage our franchises in Hong Kong, Macau and Mainland China, and continue to seek opportunities in the Greater Bay Area.

During the year, we saw a material improvement in net interest income and net trading income and other income, whilst net fee and commission income, excluding the gain on the termination of our previous insurance distribution agreement in the previous year, was higher than 2022. Moreover, we achieved key milestones in developing and growing our businesses in the year including an exclusive 15-Year Bancassurance Partnership with Sun Life in Hong Kong; and the opening of the new Shenzhen Branch as we became the first foreign bank granted a “Dual Operating Licence” in Mainland China.

BANCASSURANCE ALLIANCE WITH SUN LIFE HONG KONG

We were delighted to announce in January 2023 that we had entered into an exclusive 15-year bancassurance partnership in Hong Kong with Sun Life Group for the distribution of Sun Life products starting from July 2023. The new bancassurance agreement has offered our wealth management customers the choice of a diverse range of life and protection products through our strong franchise and distribution network of over 40 branches in Hong Kong.

It was our pleasure to partner with the world-class protection solution provider Sun Life Group, and we look forward to strengthening our relationship further in the years to come.

OPENING OF NEW SHENZHEN BRANCH IN QIANHAI

Our subsidiary Dah Sing Bank, Limited (“DSB”) celebrated the official opening of its new Shenzhen Branch in Qianhai on 1 August 2023. We became the first foreign bank in Mainland China to be granted a dual operating licence and set up a local branch in addition to our locally incorporated wholly-owned bank, Dah Sing Bank (China) Limited.

In line with our GBA strategy, the new Shenzhen Branch focuses on Renminbi lending, deposits and remittance services for corporate customers onshore, which also better positions the Group against the backdrop of RMB internationalisation.

Despite the market challenges such as rising inflation and tightened monetary policy by central banks of major economies, we reported an increase in profit for the year of 16% to HK\$1,860 million for the year ended 31 December 2023.

Benefiting from the rebound of interest rates during the year, DSB's net interest margin has widened, resulting in an increase in net interest income by 10% as compared to 2022. The net interest margin rose by 16 basis points due both to higher market interest rates and to our efforts to control our funding cost during the year. Despite relatively subdued loan demand in our core markets, loan balances rose slightly across most business lines, and our overall loan balances grew by 5%.

本集團為客戶提供的外匯相關業務穩健，個人銀行及企業銀行客戶業務均有所改善。整體而言，撇除於2022年終止前銀行保險分銷協議時確認的一次性收益13億9千4百萬港元，淨服務費及佣金收入較去年錄得溫和增長1%。本集團與永明金融訂立為期15年銀行保險夥伴合作協議，已於2023年7月1日起生效，並在2023年下半年恢復向零售客戶分銷保險產品，迄今的業績令人鼓舞。

按上文所述，扣除減值虧損前之營業溢利下降28%，主要是由於2022年的一次性收益13億9千4百萬港元所致。撇除該項目，年內的減值虧損前之營業溢利增長14%，而非利息收入則增加5%。本集團在年內的信貸成本雖然仍處於較高的水平，但與2022年相比信貸減值虧損下降9%至7億3千1百萬港元。我們在當前的營商環境下不斷採取積極的風險管理措施，信貸成本的減少主要是來自企業銀行業務。

本集團應佔聯營公司重慶銀行的淨溢利在年內錄得增長至6億8千9百萬港元。我們於2022年更新重慶銀行的減值模型以反映最新經濟狀況及對其未來表現的預測，該減值虧損為16億8千3百萬港元，而2023年以更新之模型計算的減值虧損總額為5億5千2百萬港元。須注意就重慶銀行作出的撥備乃非現金項目，並不會影響本集團的資本充足比率。

前瞻

於2023年，香港經濟增長仍相對疲弱，貸款需求疲弱，市場利率普遍較高。利率持續上升影響部分借款人的償債能力及客戶的貸款需求，導致年內銀行業貸款增長表現偏軟。加息亦帶來資金成本上漲及利息開支增加的挑戰，乃由於客戶將資金轉移到利率更高的存款。加息週期預計將於2024年結束，或會在今年稍後開始降息。然而，市場預期較高的利率水平可能會維持一段時間，將繼續有利於本集團之淨息差。此外，為應對中港兩地房地產行業疲弱的情況，兩地政府已調整政策以緩和市場狀況，有望為市場帶來穩定。

隨著大灣區日漸融合及迅速發展，消費者情緒有所改善，預期將支持香港出入境旅客增長。儘管如此，香港作為本集團的核心市場，繼續保持穩定經濟狀況及競爭優勢，包括完善的基建、低稅率、強大機構及穩健的銀行體系。本集團預期香港銀行業在嚴格監管環境下維持穩定，銀行資本及流動資金水平普遍非常高。

本集團的策略配合大灣區發展，大新銀行在深圳設立分行，加上在內地的全資附屬銀行，為目標客戶提供服務。「雙牌照」讓本集團逐步拓展跨境業務，在大灣區擴闊業務範圍。同時，本集團已於2023年中恢復向零售銀行客戶銷售人壽保險產品。此舉對於為本集團的客戶在人生不同階段提供一系列金融服務及產品尤為重要。因此，我們擴大財務策劃經理團隊，以支援重啟的銀行保險業務。我們很高興在2023年實現上述兩個重要里程碑。我們加強大灣區財富管理業務及企業銀行業務的能力，成為我們長遠增長的兩大關鍵動力。

Our FX related business for customers was robust with improved business from customers in both Personal Banking and Corporate Banking. Overall, net fee and commission income recorded a modest increase of 1% as compared to last year excluding the HK\$1,394 million one-off gain recognised upon termination of the previous bancassurance distribution agreement in 2022. As the 15-Year Bancassurance Partnership with Sun Life became effective on 1 July 2023, the distribution of insurance products to our retail customers has resumed in the second half of 2023 and the results to date are encouraging.

Operating profit before impairment losses decreased by 28% mainly due to the one-off gain of HK\$1,394 million in 2022, as mentioned above. Excluding this item, operating profit before impairment losses was up by 14%, and non-interest income was up by 5% for the year. Our credit cost fell by 9% as compared to 2022 although it remained somewhat high during the year, with credit impairment losses at HK\$731 million. A large part of the reduction was attributable to our corporate banking business as we continued to take proactive risk management measures in the current business environment.

We recorded an increase in our share of the net profit of our associate, Bank of Chongqing (“BOCQ”), for the year to HK\$689 million. After we updated the impairment model in 2022 to reflect the latest economic conditions and projection of BOCQ’s future performance, recording an impairment charge of HK\$1,683 million, the total impairment charge on the basis of the updated model for the 2023 year was HK\$552 million. It should be noted that the provision made relating to BOCQ is non-cash and does not affect our capital adequacy.

FUTURE PROSPECTS

In 2023, economic growth in Hong Kong remained relatively sluggish, with subdued loan demand and generally higher market interest rates. The continued rate increases had an impact on the capacity of certain borrowers to repay debts, and on loan demand amongst customers, and resulted in weak performance in loan growth in the banking industry during the year. The rate hikes also led to challenges in terms of more expensive funding and higher interest expenses, as customers switched their placement of funds to higher rate deposits. The rate hike cycle is expected to end in 2024 and a reduction in rates may start to take place later this year. However, there are market expectations that a somewhat higher interest rate level will potentially remain for some time, which should continue to be of benefit to our net interest margin. Furthermore, in response to the weak property sectors in both China and Hong Kong, policy changes have been made to ease market conditions, which hopefully will provide the market with some stabilisation.

With the increasing integration and rapid development of the Greater Bay Area, consumer sentiment has improved and is expected to support the increase in outbound and inbound travel from and to Hong Kong. That said, Hong Kong as our core market continues to maintain its stable economic conditions and competitive advantages, including well-developed infrastructure, low taxation, strong institutions and robust banking system. We expect the banking sector of Hong Kong to remain stable under a stringent regulatory environment with generally very high levels of bank capital and liquidity.

Our strategy aligns with the development of the Greater Bay Area, with Dah Sing Bank operating both a branch in Shenzhen and a wholly-owned subsidiary bank in the Mainland to serve our target customers. The “dual operating licence” allows us to gradually expand our cross-boundary business to gain a wider footprint in the Greater Bay Area. At the same time, the life insurance sales to our retail banking customers was resumed in mid-2023. This is very important in serving our customers with a range of financial services and products throughout different stages in their lives. As a result, we have increased our team of financial planning managers to support the relaunch of bancassurance business. We are glad to achieve these two important milestones in 2023. We have enhanced our capabilities in wealth management business and corporate banking business in the Greater Bay Area as two key drivers of our long-term growth.

於2023年，本集團成功完成實施新銀行核心系統，並繼續投資銀行服務科技及數碼化，以改善客戶服務並提高效率。此乃持續的進程，我們將大部分交易由分行營運轉移至線上／遠端渠道。

展望未來，本集團預期銀行業短期內仍然面臨種種挑戰。具體而言，信貸風險增加是其中一個考慮因素，預期銀行以至整個金融體系的信貸成本仍會維持於相對較高的水平。為維持健康的資產質素，本集團將審慎管理貸款及資產組合的信貸風險。

本集團之資本充足率及資金流動性均維持穩健，使我們不但能夠應對嚴峻營商環境帶來的挑戰，而且可在市況復甦後把握增長機遇。儘管目前營商環境充滿挑戰，本集團在香港本地的流動資金狀況以及以香港本地存款為主的資金基礎仍然穩健，且我們預期可繼續保持此良好狀況。本集團已作好準備，加快中長期業務增長。

董事會宣派末期股息每股0.49港元，全年股息總額為0.60港元，較2022年的0.39港元增加53%。

最後，本人藉此感謝諸位董事作出之寶貴貢獻。此外，本人亦感謝大新金融集團的管理團隊及各同事於過去一年盡忠職守，克服各種挑戰和確保業務順利營運，亦對各客戶及股東對本集團的長期信任及支持表達誠摯謝意。本人相信同事們的無私奉獻及靈活變通有助本集團實現發展目標，推動業務增長。

主席
王守業

香港，2024年3月28日

融聚大灣區 開啟新篇章 SYNERGIES IN OUR GREATER BAY AREA STRATEGY

大新銀行位於深圳前海深港國際金融城的深圳分行於2023年8月1日正式開業，標誌著大新銀行成為首家在中國內地持有法人銀行及外國銀行分行「雙牌照」的境外銀行。新深圳分行結合大新銀行、澳門商業銀行和大新銀行(中國)，覆蓋香港、澳門及中國內地的業務範圍，突顯本集團三地四平台的優勢，有助本集團靈活調配內部資源，迅速回應客戶需求。更藉著人民幣國際化，促進香港與內地的金融市場融合發展。

Dah Sing Bank celebrated on 1 August 2023 the opening of our new Shenzhen Branch in the Qianhai Shenzhen Hong Kong International Financial City, marking an important milestone as the first foreign bank in China granted a dual operating licence to set up a local branch in addition to our locally incorporated bank. The new Shenzhen Branch will enable the Group to deploy the combined resources of Dah Sing Bank, Banco Comercial de Macau and Dah Sing Bank (China) flexibly and to respond nimbly to the needs of our customers. It will also better position the Group against the backdrop of RMB internationalisation and the financial markets in Hong Kong and the Mainland becoming more integrated.

During 2023, we successfully completed the implementation of our new core banking system. We continue to invest in technology and the digitalization of our banking services, both to improve our service to customers, and to improve efficiency. This is an ongoing process as a greater proportion of our transactions move from branch based to online/remote.

Looking forward, we expect challenges to remain with the banking industry in the near term. In particular, higher credit risk is one of the considerations, with credit cost expected to remain relatively high across banks and the financial system as a whole. In order to maintain healthy asset quality, we are managing credit risk in our loan and asset portfolios in a prudent manner.

Both our capital adequacy and liquidity remain robust, enabling us not only to meet the challenges of a difficult business environment, but also to position us for growth should market conditions allow. Liquidity conditions domestically in Hong Kong, and our funding base, mainly comprising domestic Hong Kong deposits, have stayed strong in spite of the recent challenging times, and we expect that to continue. We are ready to accelerate the growth of our business over the medium and longer term.

On behalf of the Board, we have declared a final dividend of HK\$0.49 per share, representing a total dividend for the whole year of HK\$0.60, an increase of 53% compared to the HK\$0.39 in 2022.

Last but not least, I take the pleasure in thanking my fellow directors for their valuable contribution. In addition, I would like to thank the management team and staff members of Dah Sing Financial Group for their dedication in tackling the challenges and commitment to keeping our business running smoothly over the past year, and also our appreciation of the long-term trust and support from our customers and shareholders. I believe that the dedication and flexibility from my colleagues will help us achieve the goals of the Group's development in driving the business performance.

David Shou-Yeh Wong

Chairman

Hong Kong, 28 March 2024



財務摘要

本年度集團綜合財務表現撮要概列於下表：

	2023年	2022年	變動
淨息差	2.01%	1.85%	
百萬港元			
營運收入	5,916.1	6,826.3	(13.3%)
扣除信貸減值虧損前之營運溢利	2,747.2	3,810.3	(27.9%)
扣除信貸減值虧損後之營運溢利	2,015.9	3,007.2	(33.0%)
除稅前溢利	2,141.6	1,970.0	8.7%
年度溢利	1,860.3	1,608.8	15.6%
不包括於聯營公司投資之股東應佔溢利	1,723.3	2,635.1	(34.6%)
客戶貸款	143,049	136,530	4.8%
客戶存款	207,234	199,792	3.7%
已發行的存款證	2,428	4,229	(42.6%)
存款合計	209,662	204,021	2.8%
後償債務	5,917	3,801	55.6%
貸款(不包括貿易票據)對存款(包括已發行的存款證)比率	68.2%	66.9%	
成本對收入比率	53.6%	44.2%	

財務回顧

香港經濟從2022年錄得3.7%的負增長，躍升至2023年3.2%的正增長。在新冠疫情緩和的情況下，恢復通關有助振興本地經濟，惟外部需求繼續受到全球利率急升及中國內地經濟回升遜於預期而拖累。

於2023年，香港的貨品總出口按年下跌10.3%，較去年的14%收縮略有改善，乃由於對中國內地及其他目的地的出口在年底出現穩定跡象。

私人消費開支與2022年被抑制需求的低基數對比，於去年增長7.3%，但下半年由於房地產價格及股市下跌，復甦勢頭有所減弱。隨著服務業的勞工需求恢復，本地失業率下降至3%以下，即使通過各項人才簽證計劃有大量移民湧入，勞動力反彈依然乏力。

於2023年第四季度，市場情緒出現復甦跡象，採購經理指數由10月的48.9上升至12月的51.3。私人非建築資本投資加速，但支出仍低於疫情前的水平。

FINANCIAL HIGHLIGHTS

The highlights of the Group's consolidated financial performance for the year are summarised in the table below:

	2023	2022	Variance
Net interest margin	2.01%	1.85%	
HK\$ Million			
Operating income	5,916.1	6,826.3	(13.3%)
Operating profit before credit impairment losses	2,747.2	3,810.3	(27.9%)
Operating profit after credit impairment losses	2,015.9	3,007.2	(33.0%)
Profit before taxation	2,141.6	1,970.0	8.7%
Profit for the year	1,860.3	1,608.8	15.6%
Profit attributable to shareholders excluding the investment in an associate	1,723.3	2,635.1	(34.6%)
Advances to customers	143,049	136,530	4.8%
Deposits from customers	207,234	199,792	3.7%
Certificates of deposit issued	2,428	4,229	(42.6%)
Total deposits	209,662	204,021	2.8%
Subordinated notes	5,917	3,801	55.6%
Loan (excluding trade bills) to deposit (including certificates of deposit issued) ratio	68.2%	66.9%	
Cost to income ratio	53.6%	44.2%	

FINANCIAL REVIEW

The Hong Kong economy expanded by 3.2% in 2023, recovering from the 3.7% contraction recorded in 2022. The reopening of the border amidst an easing of the COVID pandemic helped bolster the domestic economy, while external demand continued to be weighed down by a sharp increase in interest rates globally and a weaker than expected rebound in Mainland China's economy.

Total exports of goods reduced by 10.3% year-on-year in real terms in 2023, slightly improved from the 14% contraction a year ago, as exports to both Mainland China and other destinations showed signs of stabilisation toward the end of the year.

Private consumption expenditure increased by 7.3% last year from a low base on pent-up demand, although the momentum softened in the second half of the year amidst falls in property prices and the stock market. The local unemployment rate fell below 3% as labour demand recovered in service industries, with the rebound in the labour force stalling despite an influx of immigrants through various talent visa schemes.

Business sentiment showed signs of recovery in Q4 2023 with the purchasing manager index advancing to 51.3 in December from 48.9 in October. Private non-construction capital investments accelerated, but spending was still lower than pre-pandemic levels.

本地房地產價格繼於2022年下跌15%後，去年再下降7%。住宅物業買賣總成交量縮減至約45,000伙，為十多年來最低。政府於2023年10月宣佈放寬房地產限制措施，包括首付要求及印花稅。其後，政府於2024年2月取消所有額外住宅物業的需求管理措施。

美國政策利率上調100個基點，香港持牌銀行的最優惠利率於2023年只上升了25個基點。隨著通脹率趨向2%的目標水平以及經濟增長放緩的風險增加，預計聯儲局將於2024年減息。

中國內地的生產總值增長率由2022年的3.0%上升至2023年的5.2%。然而，房地產市場持續降溫及經濟前景不明朗阻礙了消費及投資增長。

在充滿挑戰的營商環境下，本集團錄得之股東應佔溢利上升15.6%。營運收入較2022年的較高基數減少13.3%，主要由於一次性確認因終止與泰禾人壽保險有限公司訂立的香港分銷協議下的未攤銷費用所致。

撇除該項目，2023年的正常化營運收入較2022年增加8.9%，乃由於年內淨息差擴闊及資產收益率提高，帶動淨利息收入上升。倘撇除該項目，淨服務費及佣金收入增加1.4%。年內，由於銷售收入增加及交易業績改善，淨交易收入有所增長，但部分增長被香港銀行同業拆息與倫敦銀行同業拆息的差距較去年擴大所增加的資金掉期支出所抵銷。

營運支出上升5.1%，乃由於工資、營運產生的法律及專業費用及其他應計費用支出增加所致，部分支出被資訊科技相關項目的折舊及支出減少所抵銷。信貸減值虧損按年減少8.9%，乃由於本集團對中國房地產發展商行業風險敞口的信貸虧損撥備下降。

本集團在澳門的業務取得較好的業績，乃由於營運收入增加及信貸減值虧損減少，而中國內地的業務表現略為遜色，主要由於內地嚴峻的營商環境導致信貸減值虧損增加及因淨利息收入減少以致降低營運收入。

本集團的股東資金回報率由2022年的5.4%上升至2023年的6.0%。成本對收入比率則由2022年的44.2%增加至2023年的53.6%。

於2023年12月31日，大新銀行有限公司(「大新銀行」)之綜合普通股權一級資本充足率增加至16.2%，較2022年底的15.2%增加1.0個百分點。計及大新銀行的二級後償債務餘額，大新銀行於年底的綜合整體資本充足率為21.2%，高於前一年的19.3%。本銀行的流動性維持比率繼續維持遠高於25%的最低要求，年內平均水平為64.0%。本集團相信其資本及流動資金比率水平處於在香港銀行同業及國際銀行業界的市場範圍內。

Domestic property prices declined by 7% last year after falling by 15% in 2022. Total residential property transactions shrank to around 45,000, the lowest in more than a decade. The Government announced the easing of property curb measures in October 2023 including down payment requirements and stamp duties. It subsequently removed all additional demand-side management measures for residential properties in February 2024.

The prime rates of licensed banks in Hong Kong went up by 25 basis points in 2023 despite a 100-basis-point increase in US policy rates. The Federal Reserve is expected to cut rates in 2024 with inflation trending toward its 2% target level and risks of an economic slowdown growing.

Mainland China reported GDP growth of 5.2% in 2023, up from 3.0% in 2022. However, a continued cooling in the property market and an uncertain economic outlook hampered both consumption and investment growth.

Amidst the challenging business environment, the Group reported an increase in profit attributable to shareholders by 15.6%. Operating income was 13.3% lower than the higher base in 2022, mainly attributable to the one-off recognition of unamortised fees arising from the termination of the Hong Kong Distribution Agreement with Tahoe Life Insurance Company Limited.

Excluding this item, the normalised operating income for 2023 would have been 8.9% higher than 2022, which was driven by higher net interest income from a wider net interest margin and higher asset yields during the year. Net fee and commission income would also have increased by 1.4% if this item was excluded. Net trading income rose in the year due to higher sales income and improved trading results, partly offset by a higher funding swap cost, in response to a widening HIBOR/LIBOR rate differential when compared with the prior year.

Operating expenses grew by 5.1% due to increases in wages, legal and professional fees incurred and other expenses accruals, partly offset by lower depreciation and spending on IT related projects. Credit impairment charges decreased by 8.9% year-on-year, as a result of lower provisions for credit losses on our exposures to the China property developer sector.

Our businesses in Macau delivered stronger results due to improved operating income and lower credit impairment charges while Mainland China delivered weaker results from higher credit impairment charges and lower operating income primarily from reduced net interest income as a result of the challenging business environment in the Mainland.

The Group's return on shareholders' funds increased from 5.4% in 2022 to 6.0% in 2023. Cost to income ratio increased from 44.2% in 2022 to 53.6% in 2023.

As at 31 December 2023, the consolidated Common Equity Tier 1 ratio of Dah Sing Bank, Limited ("DSB") increased to 16.2%, 1.0 percentage point higher than the level of 15.2% at the end of 2022. Taking into account DSB's outstanding Tier 2 subordinated debts, DSB's consolidated capital adequacy level at the year end was 21.2%, higher than the prior year of 19.3%. Our Bank continued to operate well above the minimum Liquidity Maintenance Ratio of 25%, reporting an average level of 64.0% during the year. We believe that our capital and liquidity ratios are maintained at levels within the market range for both peer banks in Hong Kong, and indeed for banks internationally.

業務表現概要

個人銀行

縱使加息、通脹高企、全球地緣政治局勢緊張及新冠疫情後復甦緩慢，持續阻礙業務及經濟發展，本集團的個人銀行業務卻在2023年維持基本表現平穩。然而，淨溢利受到影響主要是由於2022年終止前銀行保險分銷協議時確認一次性收益14億港元，產生較高基數的對比。

儘管市場上存款競爭劇烈，本集團以吸納新客戶為目標，2023年整體存款錄得輕微增長。除了VIP銀行客戶群按年增長6%，零售中小企業客戶群亦錄得按年增長34%。年內，我們將中小企業銀行網絡由11個中小企業銀行中心擴展至16個，並提高中小企業開戶效率，以提升客戶體驗，從而增強客戶群。

年內，個人銀行部透過積極推廣及與各種社交媒體平台合作以提高市場知名度，同時保持私人貸款的市場份額。

於2023年，信用卡簽賬總額按年上升11%。加上多項信用卡迎新計劃及簽賬計劃，信用卡簽賬額較2022年底增長4.6%。



VIP銀行服務於2023年推出「大新 更家」推廣以提升品牌價值認知度。作為可靠的財富管理夥伴，我們致力陪伴客戶每個人生階段，協助部署未來及規劃個人化方案。

VIP Banking launched its “Just Like Family” marketing campaign in 2023 to build brand awareness of our value proposition to stand by our customers at every stage of their lives, helping them plan for their future and creating tailor-made solutions for customers’ evolving financial needs.



具標誌性的中區分行全新形象 NEW LOOKS FOR OUR ICONIC CENTRAL BRANCH

自1981年以來，大新銀行位於德輔道中的中區分行一直為集團在核心中環區建立具標誌性的形象。為優化客戶體驗，大新銀行逐步推行升級分行網絡策略，並於去年把中區分行改造成旗下第二間數碼旗艦分行。中區分行的設計主力推動無紙化營運，透過科技的運用，讓前線員工可以有更多時間聆聽客戶的需求。同時，為迎合該主要商業區內不同客群的需要，該分行亦設有專屬的VIP銀行中心以及328營商理財中心。

HIGHLIGHT OF BUSINESS PERFORMANCE

Personal Banking

Our Personal Banking business maintained a stable underlying performance in 2023 despite the continued business and economic disruptions from interest rate hikes, high inflation, global geopolitical tension and the slow post-COVID recovery. However, net profit was impacted primarily due to the higher base in 2022 with the HK\$1.4 billion one-time gain on the termination of the former bancassurance distribution agreement.



Targeting the acquisition of new-to-bank customers, we grew overall deposits modestly in 2023 despite the intense competition for deposits in the market. In addition to the 6% increase year-on-year in our VIP Banking customer base, our Retail SME customer base recorded growth of 34% year-on-year. We were able to strengthen our customer franchise by expanding our SME Banking network from 11 SME Banking Centres to 16 during the year and by improving our SME account opening efficiency for customer experience enhancement.

During the year, we maintained our market share in personal loans with active promotions and collaborations with various social media platforms to increase market awareness.

In 2023, total credit card spending increased 11% year-on-year. Along with various new card acquisition and usage programmes, credit card balances rose by 4.6% compared to the end of 2022.

大新銀行推出美股買賣服務，專為需要更廣泛投資選項的投資者而設。

DSB launched its US Stock Trading Service to offer its customers a broader range of investment options.

Dah Sing Bank's Central Branch on Des Voeux Road Central has given the Group its iconic presence in the heart of core Central in Hong Kong ever since 1981. As part of a broader strategy to gradually upgrade our branch network for better customer experience, the branch was remodeled into our second digital flagship branch in Dah Sing Bank's network last year. Designed to be largely paperless in its operations, the branch leverages technology as an enabler for front-line staff to focus their time more on listening to what our customers need. The branch also features an exclusive VIP Banking Centre as well as a 328 Business Banking Centre to service different customer segments in the prime business district.



財富管理仍然是個人銀行的核心焦點，為客戶提供個性化服務以及適合不同人生階段的投資及保險解決方案。年內，縱然市場情緒低迷且波動，VIP銀行客戶群仍保持穩定增長，並為客戶提供多元化的財富管理服務，帶動財富管理費用及客戶外匯收入增加。同時，透過與香港永明金融有限公司的獨家合作，我們於2023年7月恢復銀行保險業務，為客戶提供多元化的人壽及保障產品。於2023年12月，我們宣佈加入東莞銀行作為我們理財通計劃的北向銀行合作伙伴，為我們的客戶在中國尋找機會擴大投資選擇。

此外，我們的私人銀行業務繼續努力透過增強的個人化服務模式向企業銀行客戶交叉銷售，並訂制個人銀行部的產品以滿足客戶需求。

我們已推行數碼化轉型，以滿足不同客戶的偏好。於2023年初在流動理財平台上推出創新活動，包括首次上線的Voice Laisee及遊戲化應用程式提供即時電子優惠券，以提升客戶參與度。年內，數碼交易量增長48%。

為配合我們為客戶提供全方位服務策略，我們投入資源於一項計劃，逐步翻新及／或搬遷分行以改善客戶服務及體驗並提升營運效率。於2023年12月底，本集團於香港共設有42間零售分行，分佈於香港島、九龍及新界，包括27間VIP銀行中心及16間中小企業銀行中心。



永明金融



大新銀行
DAH SING BANK

人壽保險服務

大新永明獨家聯乘
為您成就安逸未來



建基於共同理念的銀保合作 BANCASSURANCE PARTNERSHIP RIDING ON SHARED VALUES

大新銀行零售銀行處於2023年7月與香港永明金融有限公司展開為期15年的獨家銀保合作夥伴關係，此舉為大新銀行財富管理業務一個重要的里程碑。兩家合作夥伴在香港均擁有悠久和優秀的經營歷史，亦抱持同一理念，透過「同步共創閃亮人生」的客戶承諾，致力了解客戶在不同人生階段的需求，為他們提供適切和具前瞻性的財富和保障方案。截至2023年底，此銀保合作已引入一系列多元化的人壽和醫療保險產品至大新銀行於香港的分行網絡，短期內將增加更多創新產品。

Wealth management remained a key focus in Personal Banking to deliver customers personalised services with investment and insurance solutions offered to suit different life stages. During the year, VIP Banking maintained stable growth of customer base and offered customers a diversified range of wealth management services despite weak market sentiment and volatility. The result was an increase in both wealth management fees and customer foreign exchange income. Meanwhile, the resumption of our bancassurance business in July 2023 through our exclusive partnership with Sun Life Hong Kong Limited gave our customers access to a diverse range of life and protection products. In December 2023, we announced the addition of Bank of Dongguan as our Northbound partner bank under the Wealth Management Connect Scheme to expand the investment choices for our customers seeking opportunities in China.

In addition, our Private Banking business continued to make efforts to cross-sell to our Corporate Banking customers through an enhanced personalised service model and customised offerings to meet customers' needs.

We have implemented our digital transformation to meet different customers' preferences. Innovative initiatives were launched on our mobile banking platform in early 2023 including our first-to-market Voice Laisee and our in-app gamification with instant e-coupons to enhance customer engagement. During the year, digital transactions grew by 48%.

In line with our omni-channel strategy to serve our customers, we invested resources in a programme to gradually renovate and/or relocate our branches to improve customer services and experience as well as to achieve greater operational efficiency. As of the end of December 2023, our retail presence in Hong Kong totalled 42 branches across Hong Kong, Kowloon and the New Territories, including 27 VIP Banking centres and 16 SME banking centres.

Dah Sing Bank's Retail Banking Division launched its 15-year exclusive bancassurance collaboration with Sun Life Hong Kong Limited in July 2023, an important step to strengthen Dah Sing Bank's wealth management franchise. Both partners boasted strong business legacies in Hong Kong, and shared the same commitment to understanding and addressing customers' needs across their different life stages by delivering relevant and forward thinking wealth and protection solutions, as illustrated by the joint customer statement of **"Life • Brighter Together"**. As at the end of 2023, the collaboration has brought a meaningful range of life and medical protection products throughout Dah Sing Bank's branch network in Hong Kong, with more varieties of innovative products expected to be added in the near-term future.



同步共創閃亮人生
Life • Brighter Together

同步共創閃亮人生
with Dah Sing Bank, Sun Life Hong Kong and you

企業銀行

作為執行中期策略的一項舉措，本集團企業銀行業務持續專注於現有及目標客戶群中實施客戶賬戶策略，力求為客戶提供多元化的企業銀行產品及服務。

於2023年初，隨著新冠疫情後恢復通關，全球旅遊逐漸恢復。然而，市場復甦受到經濟放緩及廣泛地緣政治緊張局勢持續不利因素而阻礙。在經濟環境持續疲弱及高利率的情況下，企業客戶對融資計劃持保守態度，我們亦同時在信貸審批標準上保持嚴謹。此外，在利率上升的環境下，不少企業客戶積極採取去槓杆化及／或轉向成本較低的在岸人民幣借款。在低迷的環境下，貿易融資貸款減少，部分減幅被企業借貸增加所抵銷，企業銀行業務於2023年錄得輕微淨增長。

淨利息收入與去年持平，主要由於貸款利息收入增加，抵銷了較高之利息支出。雖然市場競爭激烈，貸款仍略有增加。企業客戶存款保持穩定，使我們能夠為本集團資產提供資金，同時有效管理流動性。

非利息收入較上年度大幅提升，乃受惠於外匯收入、財富管理收入以及貸款收入及現金管理費增加。

貸款減值虧損仍有所上升，但低於上年度。撥備主要是針對中國房地產業的風險敞口。我們將繼續密切監察貸款組合的信貨質素，確保其韌性，並減低可能出現的潛在風險。

企業銀行部繼續與大新銀行(中國)合作，透過提供在岸開立賬戶見證服務，中國企業客戶無需跨境便可在香港開設銀行賬戶。這不但建立有效的銀行客戶關係，更為中國內地的企業客戶提供了便利。此外，大新銀行已成為第一間獲得雙牌照的境外銀行，在大新銀行(中國)附屬公司業務以外經營新深圳分行，旨在促進香港及中國企業銀行業務進一步發展。其中一個重點是鼓勵跨平台轉介及開發跨境解決方案。

投資數碼解決方案和升級數碼銀行平台DS-Direct仍然是企業銀行部的首要任務，加上盡力優化現金管理及數碼渠道的產品功能，有助提升客戶體驗。此外，企業銀行部進一步精簡內部流程提升了效率及服務質素，此舉與追求為客戶提供一流服務的目標一致。

縱然營運環境充滿挑戰，企業銀行部繼續透過吸納優質客戶及專注於以客戶為中心，為建立更強大的企業銀行業務奠定基礎。



大新銀行連續10年榮獲由香港中小型企業總商會頒發的「中小企業最佳拍檔獎」，並於2022年起連續2年獲頒「中小企業最佳拍檔金獎」，表揚大新銀行為中小企業提供優質服務及支持的努力。

DSB has been awarded the “Best SME’s Partner Award”, organised by The Hong Kong General Chamber of Small and Medium Business, for 10 consecutive years and has won the Gold Award for 2 consecutive years since 2022. This achievement recognised DSB’s effort in providing quality services and support to SMEs.

Corporate Banking

Our Corporate Banking business continued to focus on implementing customer account strategy across a range of existing and targeted customer segments as part of the execution of our medium term strategy, aiming to provide diverse corporate banking products and services to our customers.

In early 2023, global travel was gradually resumed when borders reopened post-COVID. However, the market recovery was hindered by ongoing headwinds arising from a slow economy and widespread geopolitical tensions. Against the backdrop of the continued weakening economic environment and high interest rates, corporate customers remained conservative in their funding plans while we have remained disciplined in our credit underwriting standards. Besides, many corporate customers proactively deleveraged under the rising interest rate environment and/or diverted to lower-cost onshore RMB borrowings. Our business reported a mild net growth in 2023 given the sluggish environment with shortfalls mainly in trade finance loans which was partially offset by an increase in corporate lending.

Net interest income was stable versus the prior year, primarily due to the increase in loan interest income, which offset the higher interest expenses. Despite intense market competition, loans slightly increased. Deposits from corporate customers remained stable, enabling us to fund our assets while effectively managing our liquidity.

In terms of non-interest income, there was a significant improvement compared to the previous year. This improvement was driven by higher foreign exchange income, wealth management income, and income from loans and cash management fees.

Loan impairment charges remained elevated, but was lower than the previous year. The provisions made were predominantly on exposures to the China real estate sector. We will remain vigilant in monitoring the credit quality of our loan portfolio, ensuring its resilience and in mitigating any potential risks that may arise.

We continued to collaborate with DSB China. Through providing onshore account opening witness services, corporate customers in China are able to open Hong Kong bank accounts in China without travelling across the border. This provided opportunities to establish effective banking relationships, while offering convenience to corporate customers in China. Furthermore, DSB became the first foreign bank to receive dual operating licenses to operate a new Shenzhen branch in addition to its DSB China subsidiary operations, which is intended to foster the further growth of our corporate banking business in both Hong Kong and China. One of our key focuses is to encourage cross platform referrals and to develop cross-border solutions.

Investing in digital solutions and upgrading our digital banking platform, DS-Direct, remained a priority. Our focus on improving product capabilities in cash management and the digital channel allowed us to enhance customer experience. In addition, further streamlining of our internal processes improved efficiency and service quality, which aligned with our pursuit in delivering best-in-class services to our customers.

Notwithstanding the challenging operating environment, we continue to lay the ground work for building a stronger corporate banking business by onboarding quality clients and focusing on customer centricity.

財資及環球市場業務

於2023年，財資及環球市場部（「財資部」）溢利增加，應佔溢利增加24.8%至7億4千6百萬港元。年內利率上升及普遍較高利率對淨息差有利，淨息差由1.03%增加至1.25%。受惠於現行利率上升，年內平均賺息資產增加1.7%至902億港元。隨著息差及交易量均有所上升，年內淨利息收入由9億1千8百萬港元增加22.5%至11億2千5百萬港元。

年內美元平均利率顯著高於港元平均利率，導致財資部的資金掉期活動成本大幅增加。即使非對沖外匯收入較去年有所改善，財資部的資金掉期對沖活動成本高昂，導致財資部的整體交易收入低於2022年。

年內財資部的客戶相關銷售及市場推廣表現大幅提升，主要受外匯相關業務所推動，收入增加2千7百萬港元至1億2千7百萬港元。年內營運支出增加16.7%。然而，這主要是由於財資部須攤佔總部支出增加，相關成本增加6.9%。年內財資部略微回撥減值支出，主要由於收回去年已撇銷投資的3千6百萬港元。

年內，財資部審慎管理流動性，平均流動性維持比率保持於64.0%，去年則為50.4%。本集團維持優質流動資產組合，並考慮到整體營運環境所面臨的挑戰及全年面對的不明朗因素，採取保守方式管理大新銀行的現金流。

Treasury and Global Markets

Our Treasury and Global Markets division reported higher profit in 2023, with an increase in attributable profit of 24.8% to HK\$746 million. Rising, and generally higher interest rates during the year were beneficial to net interest margin, which increased from 1.03% to 1.25%. Average interest earning assets grew by 1.7% to HK\$90.2 billion during the course of the year, taking advantage of the higher interest rates available. With both higher margin, and higher volumes, net interest income grew by 22.5% from HK\$918 million to HK\$1,125 million for the year.

Average USD interest rates during the year continued to be significantly higher than average HKD interest rates, which led to a substantial increase in the cost of our funding swap activities. Whilst non-hedging FX revenues were improved over the prior year, the high cost of our funding swap hedging activities led to lower overall trading income than in 2022.

Our customer related sales and marketing performance improved significantly during the year, mainly driven by FX related business, and revenues were up by HK\$27 million to HK\$127 million. Operating expenses increased by 16.7% during the year. However, this was mainly driven by a higher allocation of central expenses to Treasury and Global Markets, whilst underlying costs were higher by 6.9%. There was a modest write-back of impairment charges during the year, due mainly to the HK\$36 million recovery of an investment that had been written off in a prior year.

Liquidity was prudently managed with the average Liquidity Maintenance Ratio for the year being maintained at 64.0%, compared to the 50.4% in the prior year. We maintained our high quality liquid assets portfolio and managed the cash flow of DSB in a conservative manner given the overall challenging operating environment and uncertainties faced during the course of the year.

澳門商業銀行

於2023年，澳門已解除所有新冠相關旅遊限制。博彩總收入及酒店入住率領先受惠，均已恢復至新冠疫情前水平的60%-70%。然而，零售及房地產等其他行業的復甦步伐相對較慢，仍然受到全球經濟前景持續不明朗因素的影響。

澳門銀行業亦不免面臨嚴峻考驗，包括貸款需求疲弱及投資者情緒悲觀，主要由於利率環境日益高企、全球地緣政治緊張局勢加劇以及中國經濟增長放緩。於2023年，在貸款負增長及不良貸款按年增加的雙重夾擊下，銀行的盈利能力整體受損。

面對如此艱難的營商環境及挑戰，本集團於澳門的附屬銀行澳門商業銀行的貸款結餘及客戶存款結餘分別按年增加4.1%及12.9%，兩項指標均優於市場。值得注意的是，客戶存款結餘增加取代了較為昂貴的公共資金及存款證，有助於提高澳門商業銀行的淨息差。此外，將額外的盈餘資金調配至財資投資組合，從而增加整體利息收入。

由於淨息差提高以及貸款、存款及財資投資增長，淨利息收入較2022年增加17.0%。同時，非利息收入亦較去年增加9.7%。另一方面，由於對資訊科技及基建項目的持續投資，營運支出保持按年輕微增長3.4%。因此，減值虧損前之營運溢利較2022年增長39.5%，隨著減值支出有所改善，淨溢利按年飆升382.2%。

年內，澳門商業銀行繼續加強其VIP銀行營業據點，並通過各種業務推廣吸納了大量新VIP銀行客戶，為澳門商業銀行日後發展財富管理業務提供巨大潛力。

在非財務方面，澳門商業銀行通過其新成立的精簡專責小組推動一系列舉措，以提高營運質量及效率，亦使其能夠將資源重新部署到業務發展活動。澳門商業銀行近年來展開了以客為本的歷程，推出各種舉措，建立並完善符合員工期望的文化，從而提升澳門商業銀行的客戶體驗。

在環境、社會及管治(ESG)及對外形象方面，澳門商業銀行於2023年推出「澳門商業銀行開心綠旅途」計劃，將各種綠色舉措納入其中，得到了市場及高級政府官員的積極反饋。新員工夏季制服尤其受公眾歡迎，有助於提高澳門商業銀行在澳門的知名度。



作為「開心綠旅途」活動的一部分，澳門商業銀行為其分行員工推出了新的半正式休閒裝夏季制服，有助於節能減碳及刷新其品牌形象。BCM introduced a new smart casual summer uniform for its branch staff as part of its “Joyful Green Journey” campaign, which helped to support environmental protection and to refresh its brand image.

Banco Comercial de Macau

In 2023, Macau lifted all COVID-related travel restrictions. The Gross Gaming Revenue and hotel occupancy rate were the first to benefit, and both recovered to 60%–70% of pre-COVID levels. However, the recovery of other industries such as retail and real estate was at a much slower pace and still clouded by the continuing uncertainty of the global economic outlook.

Inevitably, Macau's banking industry was also impacted by strong headwinds, including weaker loan demand and pessimistic investor sentiment, largely driven by the increasingly high interest rate environment, surging geopolitical tensions around the globe, and the slowing down in China's economic growth. The combined effect of negative loan growth together with increasing non-performing loans year-on-year has overall impaired the profitability of the banks in 2023.

Amid such a difficult operating environment and challenges, our subsidiary bank in Macau, Banco Comercial de Macau ("BCM") managed to increase its loan balance and customer deposit balance by 4.1% and 12.9% year-on-year respectively, outperforming the market in both measures. Notably, the increase in customer deposit balance helped to improve BCM's net interest margin by replacing relatively more expensive public funds and certificates of deposit. Furthermore, additional surplus funds were deployed into the treasury investment portfolio yielding a higher interest income overall.

Attributable to the improved net interest margin and the growth in loans, deposits and treasury investments, net interest income increased by 17.0% compared to 2022. Meanwhile, non-interest income was also higher than prior year by 9.7%. On the other hand, operating expenses were maintained at a mild growth of 3.4% year-on-year for continued investments in IT and infrastructure projects. As a result, operating profit before impairment losses was 39.5% above 2022, and with improved impairment charges, net profit soared by 382.2% year-on-year.

During the year, BCM continued to enhance its VIP Banking franchise and onboarded a significant number of new-to-bank VIP Banking customers via various business campaigns, which provides BCM with great potential for growing its wealth management business going forward.

In non-financial areas, BCM through its newly-established Streamlining Task Force has driven a number of initiatives to enhance operational excellence and efficiency, which also enabled it to redeploy resources into business development activities. Having been through the Customer Centricity journey in recent years, where a variety of initiatives have been rolled out, BCM has built and boosted the desired culture to its staff, and in turn enhanced customer experience with BCM.

In terms of ESG and external profile, in 2023 BCM launched the "BCM Joyful Green Journey" programme, which incorporated various green initiatives with positive feedback from the market and senior government officials. The new staff summer uniform was particularly well received by the public which helped to improve BCM's identity in Macau.

大新銀行(中國)

隨著恢復通關，中國內地經濟開始復甦，惟當地房地產危機影響市場、投資者信心及信貸偏好，導致復甦步伐放緩。作為刺激經濟計劃的一部分，2023年中國一年期貸款最優惠利率從3.65%下調20個基點至3.45%。在促進當地經濟的同時，下調貸款最優惠利率對息差和整體資產收益均造成不利影響。因此，大新銀行(中國)的淨息差從1.84%下降至1.44%，導致淨利息收入按年下降。出售及註銷過往年度結轉的若干不良貸款令不良貸款比率降低，而記入損益賬的減值虧損增加。因外匯市場波動，客戶對外匯及貨幣風險管理服務的需求增加，通過不懈努力，我們的非利息收入有所遞增。貸款及存款因客戶提前還款及市場競爭加劇而稍微下降。儘管經營環境受到考驗，大新銀行(中國)的資本比率仍保持穩健水平。

信貸風險於2023年明顯上升。於眾多主要城市，物業的需求及估值均大幅下降。大新銀行(中國)在所有新信貸審批及吸納客戶方面保持審慎及警惕態度。

為推進本集團於大灣區的業務發展，大新銀行(中國)積極支持母行重新建立深圳分行，該分行已於2023年8月開業。大新銀行有幸成為首間成功獲得雙牌照的香港註冊銀行。這為本集團在香港及內地的未來發展奠定了重要基礎。為壯大大灣區的跨境業務，大新銀行(中國)於年內加大營業據點建設力度，且尤其關注流動理財平台。

大新銀行(中國)繼續於中國6個主要城市營運，總部設於深圳，分行設於上海、南昌、鎮江、廣州，支行設於佛山及深圳南山，為中國內地(尤其是大灣區具跨境銀行業務需要)的客戶提供各類商業及零售銀行貸款、存款及其他相關銀行服務。

重慶銀行

重慶銀行於2023年的業務表現及財務業績均有改善，股東應佔溢利上升1.3%。貸款及存款分別增加11.4%及8.4%，其營運收入輕微下降，主要由於淨利息收入和淨服務費及佣金收入下降。2023年年底的不良貸款比率及不良貸款覆蓋率分別為1.3%及234.2%，而2022年年底則分別為1.4%及211.2%。

重慶銀行於2023年10月成功發行無期限資本債券，所得款項總額為人民幣25億元，有助加強其資本基礎。

本集團應佔重慶銀行淨溢利繼續按權益會計基準予以確認，於2023年為6億8千9百萬港元。由於在2023年6月以及年末評估本集團於重慶銀行投資的使用價值均進一步下降，減值虧損總額5億2千2百萬港元已被確認並計入本集團2023年綜合業績內，而於2022年減值虧損總額則為16億8千3百萬港元。

考慮到年內減值虧損較本集團錄得的應佔重慶銀行淨溢利下降，於2023年12月31日，本集團於重慶銀行之投資扣除減值撥備總額之賬面值增加至22億1千5百萬港元，而於2022年12月31日則為21億5千9百萬港元。這主要由於本集團應佔重慶銀行其他綜合收益部分被年內人民幣兌港元貶值所抵銷。



大新銀行(中國)紮根中國內地15周年，不斷開拓進取，邁向新的歷史征程。DSB China celebrated its 15th anniversary milestone and reaffirmed its strategy and commitment for long-term growth in Mainland China.

Dah Sing Bank (China)

With the reopening of the border, Mainland China's economy began to recover, but the pace was dampened by the onshore real estate crisis which impacted the market, affecting investor confidence and credit appetite. As part of the economic stimulus package, the China 1-year Loan Prime Rate was revised down by 20 basis points from 3.65% to 3.45% in 2023. While boosting the local economy, lowering of the Loan Prime Rate adversely impacted the interest margin and overall asset yield. Because of this, DSB China's net interest margin reduced from 1.84% to 1.44% which led to a decline in net interest income year-on-year. Disposal and write off of certain non-performing loans brought forward from prior years resulted in a lower NPL ratio but higher impairment loss charged to the profit and loss account. With all the hard work, non-interest income increased due to a higher customer demand for foreign exchange and currency risk management services in a volatile foreign exchange market. Loans and deposits fell slightly due to customers' early repayments and intensified market competition. Notwithstanding the challenging operating environment, DSB China maintained its capital ratios at a robust level.

The increase in credit risk became more noticeable in 2023. Both the demand and valuation of properties saw a significant decline in many major cities. DSB China remained thorough and vigilant in all new credit underwriting and customer onboarding.

For the Group's business growth in the Greater Bay Area ("GBA"), DSB China proactively supported its parent bank to re-establish the Shenzhen Branch, which opened for business in August 2023. Dah Sing Bank is privileged to be the first Hong Kong incorporated bank to obtain a successful dual banking licence. This provides an important foundation for future growth in both Hong Kong and the Mainland. To pursue its cross-border business ambition in GBA, DSB China stepped up its franchise building efforts during the year, with particular focus in mobile platforms.

DSB China continues to operate in 6 major cities in China, with a network comprising Shenzhen Headquarters, branches in Shanghai, Nanchang, Zhenjiang, Guangzhou with sub-branches in Foshan and Shenzhen Nanshan, offering a wide range of commercial and retail bank lending, deposits and other related banking services to customers in China, specifically to customers in GBA with cross-border banking needs.

Bank of Chongqing ("BOCQ")

BOCQ delivered improvements in both business performance and financial results in 2023, with its profit attributable to shareholders up by 1.3%. Loan and deposits grew by 11.4% and 8.4% respectively. It recorded slightly lower operating income, which was mainly a result of lower net interest income and lower net fee and commission income. Its non-performing loan ratio and non-performing loan coverage ratio at the end of 2023 were 1.3% and 234.2% respectively, compared to 1.4% and 211.2% at the end of 2022.

BOCQ successfully issued undated capital bonds in October 2023 with gross proceeds of RMB2.5 billion, which helped strengthen its capital base.

Our share of BOCQ net profit continued to be recognised on the equity accounting basis, which amounted to HK\$689 million in 2023. Due to a further lowering in the Value in Use of our investment in BOCQ assessed in June and also at the end of 2023, a total impairment charge of HK\$552 million was recognised in our 2023 consolidated results, compared with HK\$1,683 million in 2022.

While the impairment charge was lower than our share of BOCQ net profit recorded in the year, the carrying value of our investment in BOCQ, net of the total impairment allowance, increased to HK\$2,215 million as at 31 December 2023 as compared with HK\$2,159 million as at 31 December 2022. This is mainly due to our share of the other comprehensive income of BOCQ which was partly offset by the depreciation of RMB against HKD during the year.

風險管理

本集團業務已針對各主要固有風險訂定風險限額或可承受水平，包括可量化風險，如信貸風險、市場風險、流動資金風險及利率風險，以及不易量化的風險，包括營運風險及聲譽風險。管理層定期監察該等限額及可承受水平，並向董事會層面的風險管理及合規委員會報告，以進行適當的風險管治及監督。

全球市場及經濟在2023年仍面臨嚴峻考驗。由於美元利率持續上升，經濟復甦幅度低於預期。與此同時，地緣政治風險加劇，俄羅斯與烏克蘭之間的戰爭曠日持久，以色列與巴勒斯坦之間的衝突不斷升級，中美貿易衝突繼續加劇，該等因素導致包括國際貿易在內的經濟活動減少。國內方面，內地房地產開發商信貸質素持續惡化，據報有更多公司在履行償債責任方面出現困難，對本地銀行業環境造成更大壓力。為管理風險敞口，尤其是信貸及市場風險領域的敞口，本集團已進行多項檢討及採取必要行動，以管理該等風險對本集團造成的潛在財務影響。面對充滿挑戰的市場及疲弱信貸需求，本集團於整個年度採取審慎的信貸管理及投資管理措施。

自2018年1月1日開始實施香港財務報告準則第9號會計準則起，本集團已採用一套預期信貸虧損模型及其他工具以評估信貸組合的減值撥備金額，於計算預期信貸虧損的過程中須計及宏觀經濟因素、組合的風險特徵以及前瞻性因素。本集團定期進行檢討以評估宏觀經濟環境可能出現的發展形勢，以及信貸狀況已出現惡化或預期其信貸質素下降的借款人的最新情況，從而確保對未來信貸虧損具影響的主要問題能適當地被予以考量，適當考慮前瞻性評估，並維持合理的預期信貸虧損撥備。

本集團繼續加強其內部控制，在主要部門設立專責控制人員職能。該等專責控制人員與本集團的控制職能部門緊密合作，以確保各部門的日常營運得到充分而有效的內部控制，從而遵守本集團的內部控制要求以及監管指引。本集團已進行端到端流程檢討，以界定內部控制提升範疇及進行相關工作。年內，本集團亦建立欺詐風險管理框架，並設有欺詐風險管理專責團隊，以協助在瞬息萬變的市場環境及更多元化的業務渠道中提高反詐意識、甄別及預防欺詐。

此外，本集團在以往建立的框架基礎上，透過支持綠色及可持續銀行業務舉措，持續建立氣候風險管理能力。於2023年，本集團參與跨機構督導小組非上市公司氣候及環境風險問卷調查，並邀請部分中小企客戶填寫問卷，以加強其對氣候變化潛在影響的認識及了解。另一方面，本集團亦加強數據的精細度及評估方法，並計劃於2024年進行新一輪氣候風險壓力測試。測試結果將有助於評估氣候變化的潛在影響，並規劃未來幾年的進一步行動。

RISK MANAGEMENT

Risk limits or tolerances are set for the major risks inherent in the Group's operations, including both quantifiable risks such as credit risk, market risk, liquidity risk and interest rate risk, as well as less-quantifiable risks, which include operational risk and reputation risk. These limits and tolerances are monitored regularly by management and reported to the Board level Risk Management and Compliance Committee to achieve proper risk governance and oversight.

Global markets and economies continued to face strong headwinds in 2023. The magnitude of economic recovery was below expectations as dollar interest rates continued to rise. Meanwhile, geopolitical risks heightened with the war between Russia and Ukraine prolonged and escalation in the Israel-Palestine conflict. Trade conflicts between US and China continued to intensify. These factors have led to reduced economic activities, including international trade. Domestically, the credit quality of the Mainland property developer segment continued to deteriorate with more companies reported to have difficulties in meeting their debt servicing obligations, putting more pressure to the local banking environment. To manage the risk exposures, particularly those in the credit and market risk areas, the Group conducted various reviews and took necessary actions to manage the potential financial impact on the Group arising from such risks. Cautious credit management and investment management were adopted throughout the year, in response to the challenging market and weak credit demand.

Since the implementation of the accounting standard HKFRS 9 starting 1 January 2018, the Group has implemented a set of Expected Credit Loss ("ECL") models and other tools to assess the amount of the impairment provisions required for the credit portfolios, taking into account macroeconomic factors, risk characteristics of portfolios, as well as forward-looking elements during the ECL calculation process. Regular reviews were conducted to assess the possible developments in the macroeconomic environment, with updated situations of borrowers that have experienced deterioration in credit performance or may expect weaker credit quality. This ensured that major issues which could affect credit losses in the future are properly and fairly evaluated, with appropriate regard to the forward-looking assessment and reasonable provisions for ECL being maintained.

The Group continued to strengthen its internal controls with the established dedicated control officer function in the major divisions. These dedicated control officers work closely with the control functions of the Group, to ensure that adequate and effective internal controls are in place for daily operations of respective divisions to comply with internal control requirements of the Group as well as regulatory guidance. End-to-end process reviews had been conducted to identify areas for control enhancements, and work on areas for further improvements. During the year, the Group also established a fraud risk management framework with a dedicated fraud risk management team to help improve fraud awareness, detection and prevention amidst the rapidly changing market environment and more diverse business channels.

Moreover, the Group, based on the framework developed in prior years, continued to develop its climate risk management capabilities by supporting green and sustainable banking initiatives. During 2023, the Group participated in the Cross-Agency Steering Group Climate and Environmental Risk Questionnaire for Non-listed companies and invited a selected group of SME customers to respond to the questionnaire with the aim to enhance their awareness and understanding of potential impacts driven by climate changes. On the other hand, the Group also enhanced the granularity of its data as well as the assessment methodologies with the plan to conduct another round of climate risk stress testing in 2024. The result will help to evaluate potential impacts arising from climate change, and to plan for further actions in the coming years.

資本及流動資金

本集團	2023年	2022年
附屬銀行之資本基礎(以百萬港元計)		
於12月31日		
— 普通股權一級	28,726	26,268
— 一級	29,893	27,436
— 二級	7,725	5,791
扣減後之資本基礎總額	37,618	33,227
資本充足比率*		
— 普通股權一級	16.2%	15.2%
— 一級	16.9%	15.9%
— 整體	21.2%	19.3%
流動性維持比率(年度平均)	64.0%	50.4%

- 2023年12月31日及2022年12月31日之資本充足比率乃大新銀行(包括澳門商業銀行及大新銀行(中國))的綜合狀況，乃經參考《銀行業(資本)規則》後按巴塞爾協定III基礎計算。該綜合資本充足比率的計算已考慮到市場風險和操作風險。

流動性維持比率乃按大新銀行(包括澳門商業銀行及大新銀行(中國))於財政年度12個月內各曆月之平均綜合流動性維持比率根據《銀行業(流動性)規則》計算。

本集團於過往一年維持穩健的資本充足比率。

於充裕之流動資產組合包括高質素流動資產(如香港外匯基金票據及債券)、現金及銀行存款支持下，以及持有各類用作投資及流動資金用途的有價證券，本集團於整年內維持穩健之流動性維持比率。

對本集團資本及流動資金狀況的壓力測試由本集團風險管理部門定期持續進行，管理層定期審閱測試結果，並向董事會層面的風險管理及合規委員會提交本集團資本及流動資金狀況的定期更新資料及作高層次的報告(包括壓力測試結果)以及向董事會匯報。

CAPITAL AND LIQUIDITY

Group	2023	2022
Capital base of banking subsidiaries (HK\$ Million)		
At 31 December		
– Common Equity Tier 1	28,726	26,268
– Tier 1	29,893	27,436
– Tier 2	7,725	5,791
Total capital base after deductions	37,618	33,227
Capital adequacy ratio*		
– Common Equity Tier 1	16.2%	15.2%
– Tier 1	16.9%	15.9%
– Total	21.2%	19.3%
Liquidity maintenance ratio (average for the year)	64.0%	50.4%

* The capital adequacy ratio as at 31 December 2023 and 31 December 2022 represents the consolidated position of DSB (covering BCM and DSB China) computed on Basel III basis with reference to the Banking (Capital) Rules. This consolidated capital adequacy ratio takes into account market risk and operational risk.

The liquidity maintenance ratio is calculated as the simple average of each calendar month's average consolidated liquidity maintenance ratio of DSB (covering BCM and DSB China) for the 12 months of the financial year, computed in accordance with the Banking (Liquidity) Rules.

The Group continued to maintain healthy capital adequacy ratios over the year.

Our Group continued to maintain throughout the year a high liquidity maintenance ratio, backed by a strong pool of liquid assets including high quality liquid assets (such as Hong Kong Exchange Fund bills and notes), cash and placements with banks, and other diversified marketable securities held for investment and liquidity purposes.

Stress testing on our capital and liquidity positions is a regular and ongoing exercise conducted by our risk management function, with the results reviewed by Management on a periodic basis. Regular update and high-level reporting on our capital and liquidity positions, including the results of stress testing, are submitted to the Board-level Risk Management and Compliance Committee and highlighted to the Board.

人力資源

2023年，本集團繼續致力推廣其「文化與價值觀」。我們於2023年7月啟動第二屆「文化週」，以虛擬的「大新文化樂園」為主題，鼓勵員工在大新文化樂園探索7個設計獨特的冒險活動（包括真實及虛擬活動），擁抱本集團的價值觀。另一方面，本集團於2023年10月進行內部文化調查，繼續努力推廣「直言不諱」文化。在總體積極感知得分方面獲得令人鼓舞的改進。本集團已連續第八年推出「大新之星獎」，以表彰員工在日常工作中貫徹始終地實踐「文化與價值觀」。

為確保員工為未來的前景及機遇做好準備，除現有領導力發展、數碼化、環境、社會及管治、綠色及可持續金融、大灣區及跨境業務的學習系列外，本集團還於2023年11月啟動新「與領袖對話」系列，邀請本集團高層領導分享領導經驗、見解及建議。

本集團認為僱員福祉是建立積極參與團隊的最重要因素之一。過去幾年，本集團推出了各種靈活的工作安排及休假選擇，所有該等措施均已於2023年正式實施。一年一度的「健康週」活動再次啟動，透過舉辦各種活動促進員工健康。員工醫療保障在2023年亦經已升級。

儘管2023年銀行業人才競爭激烈，尤其是創收職位，本集團依然能保持與2022年相若的員工人數，並組建了一支財務策劃經理團隊，以支援與永明金融新訂立的銀行保險夥伴合作協議，由2023年7月開始分銷各種保險產品。員工流失率與2022年相比亦顯著下降。

有關人力資源發展的更多詳情載於2023年環境、社會及管治報告「工作環境」一節內。

HUMAN RESOURCES

In 2023, the Group's commitment to promote its "Culture & Values" continued. Once again, we launched the second "Culture Week" in July 2023, with a virtual "Dah Sing Cultureland" set as the theme. Staff were encouraged to embrace the Group's values through exploring 7 uniquely designed adventures in the Dah Sing Cultureland, both physically and virtually. On the other hand, the Group continued its effort to promote a "speak-up" culture by conducting a group-wide culture survey in October 2023. Encouraging improvement has been observed on the overall positive perception score. "Dah Sing Star Awards" were rolled out for the eighth consecutive year to continue recognising staff who consistently live our "Culture & Values" in their daily work.

To prepare our staff for future prospects and opportunities, in addition to the existing learning series on leadership capabilities development, digitalisation, environmental, social and governance, green and sustainable finance, Greater Bay Area and cross-border businesses, a new "Dialogue with Leaders" series, which featured sharing from senior leaders of the Group on their leadership experience, insight and advice, was kick-started in November 2023.

The Group considers employee wellness as one of the most vital elements in building an engaged workforce. Various flexible work arrangements and leave options have been introduced throughout the past few years, and all these measures have been formalised in 2023. The annual event "Wellness Week" was launched again with different activities promoting staff wellbeing. Staff medical coverage has also been enhanced in 2023.

Despite the intense talent war in the banking industry in 2023, especially for revenue generating positions, the Group was able to maintain a similar headcount level as that of 2022 and secure a team of financial planning managers to support our newly established bancassurance partnership with Sun Life to kick-start the distribution of various insurance products in July 2023. Staff turnover also improved significantly when compared with 2022.

More detailed information on our human resources development is included under the section "Workplace" in the 2023 Environmental, Social and Governance Report.

企業管治原則及常規

大新銀行集團有限公司(「本公司」或「本集團」)董事會及管理層竭力維持集團內高水平之企業管治並致力識別及規範最佳常規，我們深信完備及有效之企業管治常規對實現持續價值、提升企業誠信文化及維持投資者信心十分重要。良好的企業管治可促進及保障股東及其他持份者的利益，藉此提升本集團的公信力和聲譽。

截至2023年12月31日止年度期間，本公司已應用及遵守香港聯合交易所有限公司證券上市規則(「《上市規則》」)附錄C1第二部分之《企業管治守則》(「企業管治守則」)原則及所有守則條文，惟下列相關段落解釋之守則條文第F.2.2條除外。本企業管治報告乃遵照《上市規則》附錄C1之要求而編纂，並闡述本公司執行企業管治守則所載原則之情況。

企業文化

本集團積極將其企業文化與集團的核心價值及願景保持一致，從而實現其長遠策略及為股東及其他持份者創造持續價值。本集團亦致力確保其業務按高水平的業務道德標準及企業管治，以及合乎法律、道德及責任下進行。

董事擔當領導角色，推動本集團所期望的企業文化，並確保該文化能在集團的政策及營運中一致反映。本集團透過入職培訓和進修培訓，將企業文化及應有行為明確傳達給本集團員工，員工亦可在本集團的內聯網上自由瀏覽有關資料。

更多有關本集團的願景、使命、文化及價值的資料載於大新銀行網頁「集團簡介」內。

企業管治框架

本集團已訂立一份「企業管治政策及常規」，涵蓋了企業管治架構及常規並每年檢視以確保其有效性。

董事會

董事會

董事會負責領導及監控本公司，以促進其成功及持續增長。董事會在制定本集團企業價值觀、文化及標準方面發揮主導作用，以及推廣健全企業文化，加強「行事合乎法律、道德及責任」的理念。此外，董事會亦負責確保本公司有健全之風險管理、內部監控及監管合規制度。董事共同及個別承擔摯誠行事之責任，並以本集團之利益作出客觀決定。董事會為本公司制定業務發展目標，並負責監察本公司管理層履行該等目標之情況。

董事會已將管理本集團日常事務之職責授予管理層，並將處理若干事宜之職責交予不同委員會(詳情載於以下各節)。根據董事會職權範圍之定義，若干事項須經董事會全體成員共同審議，不得轉授予董事會轄下委員會或管理層。該等保留事項包括：

- 集團目標與策略的制定及監督
- 審批年度預算及業務計劃，監察表現及執行計劃
- 建立和監督風險管治
- 高層管理人員的委任及監察，以及確定管理層稱職勝任
- 制定企業價值觀、文化及標準，以及推廣健全企業文化，加強「行事合乎法律、道德及責任」的理念

CORPORATE GOVERNANCE PRINCIPLES AND PRACTICES

The Board of Directors (the “Board”) and the Management of Dah Sing Banking Group Limited (“Company” or “Group”) are committed to maintaining a high standard of corporate governance practices within the Group and devote considerable effort to identify and formalize best practices. We believe that sound and effective corporate governance practices are essential for delivering sustainable value, enhancing a culture of business integrity and maintaining investors’ confidence. Good corporate governance promotes and safeguards the interests of shareholders and other stakeholders, thereby enhancing the credibility and reputation of the Group.

Throughout the year ended 31 December 2023, the Company has applied the principles and complied with all code provisions as set out in the Corporate Governance Code (“CG Code”) under Part 2 of Appendix C1 of the Rules Governing the Listing of Securities on The Stock Exchange of Hong Kong Limited (“Listing Rules”) with the exception of code provision F.2.2 as explained in the following relevant section. This Corporate Governance Report has been prepared in accordance with the requirements set out in Appendix C1 of the Listing Rules, and explains how the Company applies the principles of the CG Code.

CORPORATE CULTURE

The Group promotes its corporate culture in alignment with its core values and vision, which enables the Group to deliver its long-term strategies and create sustainable value for its shareholders and other stakeholders. The Group is committed to ensuring that its businesses are conducted lawfully, ethically and responsibly, and in accordance with high standards of business ethics and corporate governance.

The Directors take the lead in promoting the desired corporate culture and ensuring that it is reflected consistently in the policies and operating practices of the Group. Corporate culture and expected behaviors are clearly communicated to employees of the Group through orientation and training and they are also freely accessible on the intranet of the Group.

More information about the Group’s Vision, Mission, Culture and Values is available on the website of Dah Sing Bank (About Group profile section).

GOVERNANCE FRAMEWORK

The Company has established a Board Governance Policy and Procedures (“BGPP”) which covers corporate governance structure and practices and is subject to review on an annual basis to ensure its effectiveness.

BOARD OF DIRECTORS

The Board

The Board is responsible for the leadership and control of the Company so as to promote its success and continued growth. The Board plays a leading role in setting the corporate values, culture and standards for the Group, and promotes a sound corporate culture which reinforces the values of acting lawfully, ethically and responsibly. The Board is also responsible for ensuring that the Company has sound systems of risk management, internal control and regulatory compliance. The Directors, collectively and individually, have a duty to act in good faith, and to take decisions objectively in the interests of the Group. The Board sets the business objectives for the Company, and monitors the execution of those objectives by the Management of the Company.

The Board has delegated the day-to-day responsibility of running the Group to the Management, and has delegated responsibility for certain matters to a number of committees, which are described more fully in the following sections. As defined in the Board’s terms of reference, there are a number of matters which require the deliberation of the full Board, and may not be delegated to the committees of the Board or the Management. These reserved matters include:

- setting and overseeing the objectives and strategies of the Group
- approving annual budget and business plan, and monitoring performance and execution of plan
- establishing and overseeing risk governance
- appointment and oversight of senior management, and ensuring competent management is in place
- setting corporate values, culture and standards, and promoting a sound corporate culture which reinforces the values of acting lawfully, ethically and responsibly

- 確保適當及具透明度的企業架構
- 確保有效之審核職能及內部監控
- 確保架構、運作及風險管理之適當有效
- 涉及主要股東或任何董事有利益衝突之交易
- 重大收購或出售事項(非公司日常業務或運作之項目)、投資及業務重組
- 委任董事及個別董事出任董事委員會主席或成員
- 制定和檢討企業管治政策及常規之企業管治職能
- 監督管理層對風險管理(包括環境、社會及管治之風險)和內部監控系統的設計、實施及監察
- 評估和釐定本公司有關環境、社會及管治的策略及風險，並確保設立合適及有效的環境、社會及管治之風險管理及內部監控系統

企業管治職能

董事會負責履行企業管治職責包括：

- 制定及檢討本集團的企業管治政策及常規
- 檢討及監察董事及高層管理人員的培訓及持續專業發展

- 檢討本集團在遵守法律及監管規定方面的政策及常規
- 檢討僱員及董事的操守準則及合規手冊
- 檢討本公司遵守企業管治守則的情況及批准在企業管治報告內的披露

董事會於2023年內審閱及討論上述企業管治相關職責之事項概要如下：

- 2022年企業管治報告
- 2022年環境、社會及管治報告
- 管理層向董事會提供有關集團風險管理及內部監控系統之有效性的確認
- 董事會／董事委員會成員之變更
- 因應環境、社會及管治策略而取得之環境、社會及管治發展及進度
- 修訂提名及薪酬委員會職權範圍
- 董事會管治政策及常規之年度檢討
- 股東通訊政策之年度檢討
- 董事會成員多元化政策之年度檢討
- 董事提名政策之年度檢討
- 修訂集團薪酬政策
- 關連交易

- ensuring a suitable and transparent corporate structure
- ensuring effective audit function and internal control
- ensuring an appropriate level of effectiveness in respect of the structure, operation and risk management
- matters involving conflict of interest of substantial shareholders or any Director
- material acquisition or disposal of assets (not in the ordinary business or operation of the Company), investments and business reorganization
- appointment of Directors and also appointment of individual Directors as the chairman or members of Board Committees
- corporate governance functions in respect of the development and review of policies and practices on corporate governance
- overseeing management in the design, implementation and monitoring of the risk management (including ESG risks) and internal control systems
- evaluating and determining the Company's ESG-related strategy and risks, and ensuring that appropriate and effective ESG risk management and internal control systems are in place
- to review the Group's policies and practices on compliance with legal and regulatory requirements
- to review the code of conduct and compliance manual applicable to employees and directors
- to review the Company's compliance with the CG Code and approve disclosure in the Corporate Governance Report

The following is a summary of the matters relating to the above corporate governance duties reviewed and discussed by the Board in 2023:

- Corporate Governance Report of 2022
- Environmental, Social and Governance ("ESG") Report of 2022
- Management's confirmation on effectiveness of risk management and internal control systems of the Group
- Change of the composition of the Board/Board Committees
- ESG development and progress made against ESG strategy
- Revised Terms of Reference of the Nomination and Remuneration Committee
- Annual Review of the Board Governance Policy and Procedures
- Annual Review of the Shareholders Communication Policy
- Annual Review of the Board Diversity Policy
- Annual Review of the Director Nomination Policy
- Revised Group Remuneration Policy
- Connected Transactions

Corporate Governance Functions

The Board is responsible for performing the corporate governance duties including:

- to develop and review the Group's policies and practices on corporate governance
- to review and monitor the training and continuous professional development of directors and senior management

董事會之組成

於2023年12月31日，董事會由8名董事組成，當中包括執行董事王守業先生(主席)、黃漢興先生(副主席、董事總經理兼行政總裁)、王伯凌先生及麥曉德先生(副行政總裁)；以及獨立非執行董事史習陶先生、陳勝利先生、裴布雷先生及譚偉雄先生。

於2024年1月2日，陳勝利先生退任本公司之獨立非執行董事，而衛皓民先生、陳霞芳女士及張建生先生獲委任為本公司之獨立非執行董事。衛皓民先生、陳女士及張先生已於2023年12月18日就上市規則第3.09D條取得一間律師事務所的法律意見，並確認明白作為本公司董事的責任。

董事會擁有適當的經驗、才能及特質，以充份及有效地履行其責任。此外，董事會全體董事均對本公司的業務具備充份及專門知識，以確保有效管治及監督。董事之個人履歷簡介載於本年報之「董事及高層管理人員簡介」內。本公司已分別於大新銀行及香港交易及結算所有限公司(「香港交易所」)的網頁上載本公司的最新董事名單(包括各董事擔任的角色和職能)以及彼等是否獨立非執行董事。本公司會於所有披露本公司董事姓名的企業通訊內，註明各獨立非執行董事的身份。

主席及行政總裁

本公司認為企業管理包括兩個主要層面：董事會之管理及企業業務之日常管理。董事會應清晰區分責任以確保權力及權限之平衡，而不致使任何個人擁有不受制約之決策權。

主席與行政總裁之職務分別由王守業先生和黃漢興先生擔任。職權之區分可清楚界定主席於董事會中擔當領導角色及行政總裁於日常業務的管理職責，以確保權力和授權分佈均衡。主席主要在董事會中擔當領導角色，以確保董事會有效地履行其責任，使所有關鍵及相關事宜得以獲董事會及時處理。主席擁有履行該等責任所需的經驗、能力及個人特質。行政總裁則負責本公司之日常管理，為本集團企業利益指導業務方向及領導經營，提高股東價值及確保內部監控健全。

非執行董事(包括獨立非執行董事)

非執行董事一如其他董事會成員，透過定期出席會議及積極參與，致力以其技能、專業知識及各自不同背景及資歷，為董事會及其參與之有關委員會帶來貢獻。彼等出席定期及特別董事會會議，並獲鼓勵出席本公司之股東大會或股東特別大會。非執行董事透過提供獨立、富建設性及知情之意見及建議，為本公司之策略及政策發展作出寶貴的貢獻。

於2023年12月31日，本公司有4名獨立非執行董事。各獨立非執行董事均已按《上市規則》第3.13條之規定向本公司確認其獨立性。本公司已遵守第3.10(1)及(2)條及第3.10A條，擁有足夠具備適當專業資格及經驗之獨立非執行董事人數。

所有獨立非執行董事均按照《上市規則》第3.13條有關獨立性之指引進行獨立性的評估。經評估後，董事會認為全體獨立非執行董事均符合獨立資格。此外，本公司亦已收到各獨立非執行董事有關其獨立性之週年確認書。

Board Composition

As at 31 December 2023, the Board comprised 8 Directors, namely Messrs. David Shou-Yeh Wong (Chairman), Hon-Hing Wong (Derek Wong) (Vice Chairman, Managing Director and Chief Executive), Gary Pak-Ling Wang and Nicholas John Mayhew (Deputy Chief Executive) as Executive Directors (“EDs”), and Messrs. Robert Tsai-To Sze, Seng-Lee Chan, Blair Chilton Pickerell and David Wai-Hung Tam as Independent Non-Executive Directors (“INEDs”).

Mr. Seng-Lee Chan has stepped down as an INED of the Company and Mr. Paul Franz Winkelmann, Ms. Nancy Ha-Fong Chan and Mr. Kin-Sang Cheung (Alex Cheung) have been appointed as INEDs of the Company with effect from 2 January 2024. Each of Mr. Winkelmann, Ms. Chan and Mr. Cheung has obtained the legal advice from a firm of solicitors as per Rule 3.09D of the Listing Rules on 18 December 2023 and has confirmed that she/he understood her/his obligations as a Director of the Company.

The Board possesses appropriate experience, competencies and qualities to discharge its responsibilities adequately and effectively. In addition, the Board collectively has adequate knowledge and expertise relevant to the business activities of the Company in order to ensure effective governance and oversight. Brief biographical particulars of the Directors are set out in the “Directors’ and Senior Management’s Profile” of this Annual Report. The Company has maintained on the respective websites of Dah Sing Bank and Hong Kong Exchanges and Clearing Limited (“HKEX”) an updated list of its Directors including their roles and functions and whether they are INEDs. INEDs are also identified as such in all corporate communications that disclose the names of the Company’s Directors.

Chairman and Chief Executive

The Company acknowledges that there are two key aspects of its management – the management of the Board and the day-to-day management of its business, and that there should be a clear division of these responsibilities at the Board level to ensure a balance of power and authority, so that no single individual should have unfettered powers of decision.

The posts of the Chairman and the Chief Executive are held separately by Mr. David Shou-Yeh Wong and Mr. Hon-Hing Wong (Derek Wong) respectively. This segregation ensures a clear distinction between the Chairman’s responsibility to manage the Board and the Chief Executive’s responsibility to manage the Company’s business and a balance of power and authority. The Chairman mainly provides leadership for the Board to ensure that the Board discharges its responsibilities effectively, and that all key and appropriate issues are discussed by the Board in a timely manner. The Chairman possesses the requisite experience, competencies and personal qualities to fulfill these responsibilities. The Chief Executive is responsible for the day-to-day management of the Company to provide business direction and operational leadership for the benefit of the Group’s businesses, enhance shareholder value and ensure sound internal control.

NEDs (including INEDs)

NEDs, as equal Board members, give the Board and any committees on which they serve the benefit of their skills, expertise and varied backgrounds and qualifications through regular attendance and active participation. They attend regular and special Board meetings, and are encouraged to attend the general or extraordinary general meeting of the shareholders of the Company. The NEDs make valuable contribution to the development of the Company’s strategy and policies through independent, constructive and informed comments and suggestions.

As at 31 December 2023, the Company had 4 INEDs. Each of the INEDs has provided to the Company confirmation of his independence as required under Rule 3.13 of the Listing Rules. As at 31 December 2023, the Company has complied with Rule 3.10(1) and (2) and 3.10A with sufficient number of INEDs who possess the appropriate professional qualifications and experience.

The independence of the INEDs has been assessed in accordance with the guidelines set out in Rule 3.13 of the Listing Rules. Following such assessment, the Board considers all the INEDs to be independent. Further, the Company has also received from each of the INEDs an annual confirmation of his independence.

本公司之非執行董事委任並無訂立特定任期，惟須根據本公司的組織章程細則於股東週年大會上輪值退任及重選連任。

本公司向各非執行董事(包括獨立非執行董事)發出的委任書，詳列彼等委任之條款及條件。

董事會獨立性

本公司認為董事會獨立性是良好公司治理的關鍵。作為既定管治框架的一部分，企業管治政策及常規包含有效的機制以加強董事會之獨立性及讓董事的獨立意見傳達至董事會。於2024年3月，董事會已檢視企業管治政策及常規並認為該機制能妥善地實施及為有效。

為保持董事會中擁有強大獨立元素及確保董事會決策的獨立性及客觀性，董事會／董事委員會會議於兼容環境下進行，成員都能公開討論各項議題及提出有建設性的異議。董事／董事委員會成員可於會議中自由表達意見。董事於董事會／委員會會議討論的任何事項表達之意見將妥善地記錄在會議記錄中。

董事會主席每年於其他董事及其他管理人員避席之情況下，與獨立非執行董事會面，以便公開坦誠地討論。

董事會具備高度獨立性，以確保能作出獨立客觀之決策，並能全面及不偏不倚地監督管理層。

董事會會議程序

董事會每年最少召開4次會議(大致按季度舉行)，並在有需要時額外召開董事會會議。董事於2023年出席董事會會議以及股東週年大會之詳情載於本企業管治報告之會議出席記錄一節。

定期召開之董事會會議予以最少14天預先通知，以便所有董事有機會安排出席。其餘所有董事會會議，亦預先有合理通知。董事可在不少於7天前以書面形式向公司秘書提出彼等擬列入董事會定期會議議程之商討事項。公司秘書或有關委員會之秘書備存董事會及董事委員會之會議記錄，該等會議記錄可在任何董事提出合理通知後在任何合理時間內以供查閱。

董事可於適當情況下，在提出合理要求後尋求獨立專業意見，相關費用由本公司支付。倘董事認為需要獨立意見，應首先將其要求知會公司秘書或行政總裁。該等要求不得無理被拒，且公司秘書或行政總裁須盡力物色及委聘合適之專業顧問，相關費用由本公司支付。本公司已為其董事購買合適之法律訴訟保險。

委任及重選董事

所有獲委任填補臨時空缺之董事，須於其獲委任後之首次股東大會上由股東膺選。所有新任董事於委任生效後，須於下一次股東週年大會上經本公司股東選舉。所有其他本公司董事至少須於每3年輪值退任1次。

在招聘獨立非執行董事時，本公司將參考董事提名政策所載之甄選條件，包括候選人之可投入的時間、文化及教育背景、專業經驗及資歷。

董事會授權

為確保本公司營運有效及順暢，董事會知悉授予若干權力至董事委員會及管理層的需要。企業管治政策及常規詳列管理層的角色、責任及匯報程序。

董事會轄下設有提名及薪酬委員會以及審核委員會，以協助董事會履行其職責。

The NEDs of the Company are not appointed for a specific term, but are subject to retirement by rotation and re-election at annual general meetings in accordance with the provisions of the Company's Articles of Association.

The Company issues appointment letters to each of the NEDs (including INEDs), setting out the terms and conditions of their appointment.

Board Independence

The Company recognizes that Board Independence is key to good corporate governance. As part of the established governance framework, the BGPP contains effective mechanisms that reinforce a strong independent Board and that independent views and input from Directors are conveyed to the Board. In March 2024, the Board conducted a review on the BGPP and considered that such mechanisms were properly implemented and is effective.

To maintain a strong independent element in the Board and to ensure the independence and objectivity of the Board's decision-making, meetings of the Board/Board committees are held in an inclusive environment where open debates and constructive challenges are encouraged. Directors/committees' members are free to contribute their views at meetings. Dissenting views of Directors on any matters discussed at Board/committees' meetings will be properly recorded in the minutes.

The Chairman of the Board meets with the INEDs annually, without the presence of other Directors and other management staff, to facilitate open and frank discussion.

There is a strong independent element in the Board to ensure the independence and objectivity of the Board's decision-making process as well as the thoroughness and impartiality of the Board's oversight of the Management.

Board Process

Board meetings are held at least 4 times each year at approximately quarterly intervals, and additional board meetings are held as necessary. Details of Directors' attendance at the Board meetings and the annual general meeting in 2023 are set out in the section on Attendance Records of this Corporate Governance Report.

Notice of at least 14 days is given of regular Board meetings to give all Directors an opportunity to attend. For all other Board meetings, reasonable notice is given in advance. Directors may submit to the Company Secretary, in writing, and at least 7 days in advance, matters that they would like to include in the agenda for regular Board meetings. Minutes of the Board and committees of the Board are kept by the Company Secretary or the secretary of the relevant committees, and are open for inspection at any reasonable time on reasonable notice by any Director.

Directors may, upon reasonable request, seek independent professional advice in appropriate circumstances, at the Company's expense. In circumstances where Directors believe that independent advice is needed, they should approach the Company Secretary or the Chief Executive in the first instance with their request. No such request will be unreasonably denied, and the Company Secretary or the Chief Executive will endeavor to identify and engage an appropriate professional adviser at the expense of the Company. The Company maintains appropriate insurance cover in respect of legal action against its Directors.

Appointment and Re-election of Directors

A director appointed to fill a casual vacancy shall be subject to election by shareholders at the first general meeting after his/her appointment. All new Directors are subject to election by shareholders of the Company at the next annual general meeting after their appointments have become effective. All other Directors of the Company are subject to retirement by rotation at least once every three years.

In the recruitment of INEDs, the Company will consider the selection criteria as set out in the Director Nomination Policy, which include time commitment, cultural and educational background, professional experience and qualification of the candidates.

Delegation by the Board

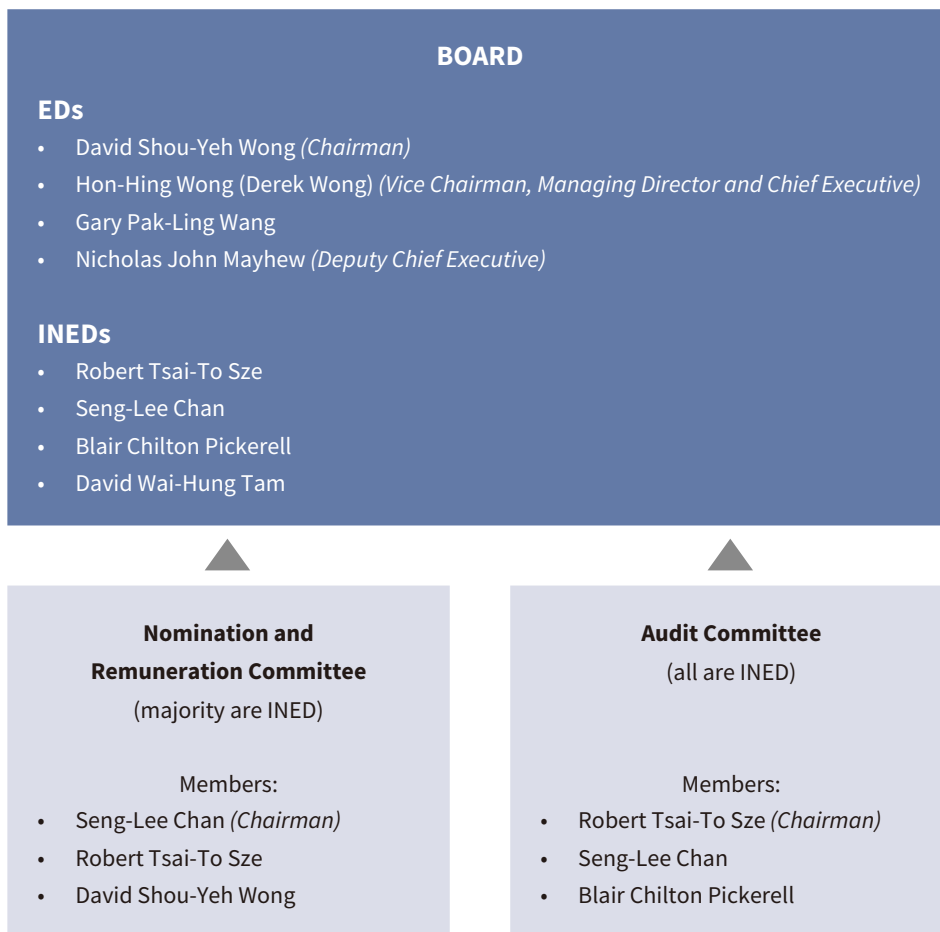
To ensure the efficient and smooth operation of the Company, the Board acknowledges the need to delegate certain power to Board committees and management. The roles, responsibilities and reporting lines of Management are set out in the BGPP.

In particular, the Nomination and Remuneration Committee and the Audit Committee were set up under the authority of the Board, to assist the Board in carrying out its responsibilities.

於2023年12月31日，董事會、提名及薪酬委員會以及審核委員會成員詳列如下：



As at 31 December 2023, the composition of the Board, the Nomination and Remuneration Committee and the Audit Committee is as follows:



董事委員會—提名及薪酬委員會

本公司於2005年8月成立薪酬委員會，以書面規章訂明其具體職權範圍，列明其角色及職責。本公司於2006年8月將委員會重新組成為提名及薪酬委員會，並更新其職權範圍。

董事之提名

董事會之職權範圍規定董事會委任新增董事之正式、經審慎考慮並具透明度之程序。職權範圍亦明示禁止就委任新增董事之事宜上，將權力授予董事會轄下之委員會或本公司管理層，並規定董事會全體成員須深入審議後方可作出該等委任。

提名及薪酬委員會亦履行下列職責：

- 提名或審議及贊同董事之提名以及審議及贊同高層管理人員之提名
- 至少每年檢討董事會及其委員會的架構、人數、組成及多元化，並向董事會提出任何變動建議
- 定期檢討董事會及其委員會的運作效率及成效，尤其是董事會及委員會成員的組成
- 檢討提名為董事的人選是否合乎資格
- 評估獨立非執行董事之獨立性
- 檢討提名董事政策
- 檢討董事會成員多元化政策、可計量目標及其進度
- 建議及協助董事會履行文化改革及相關之職責

董事提名政策

董事會於2019年5月採納董事提名政策，並定期檢視以確保其有效性。董事提名政策載列物色及評估人選，委任為本公司董事會成員之程序。

在評估人選是否合適提名為董事時，提名及薪酬委員會在評估人選時，將參考董事提名政策所載之甄選條件的基準，包括信譽、在金融服務業或其他行業的成就及經驗、可投入的時間及相關利益、董事會各方面的多元化，包括但不限於性別、年齡、種族、文化及教育背景、專業經驗、技能、知識、獨立性和服務任期，以及《上市規則》第3.13條所規定有關建議委任獨立非執行董事之獨立性條件。

就委任或選立新董事，提名及薪酬委員會將率先物色合適人選成為董事。提名及薪酬委員會可從若干渠道物色人選，包括現任董事會成員、高層管理人員和董事會成員所認識的人士。提名及薪酬委員會及高層管理人員亦會考慮來自其他渠道(包括但不限於高級企業行政人員或專業人士、專業公司和業務夥伴)對人選所發表之評論及資訊。除於股東大會上重選連任之本公司董事，本公司任何股東均可遞交書面通知提名人選出任本公司董事，《股東提名候選人參選董事程序》載列了有關程序及流程，可於大新銀行網頁上查閱。

提名及薪酬委員會將考慮由本公司任何董事、高層管理人員或股東向其推薦為董事的提名人，惟在股東推薦的情況下，該提名須符合本公司組織章程細則規定之通知要求。

BOARD COMMITTEE – NOMINATION AND REMUNERATION COMMITTEE

The Remuneration Committee was established by the Company in August 2005 with specific written terms of reference setting out its roles and responsibilities. The Committee was reconstituted as the Nomination and Remuneration Committee (“NRC”) of the Company in August 2006 with a set of updated terms of reference.

Nomination of Directors

The terms of reference of the Board set out the requirement for a formal, considered and transparent procedure for the appointment of new directors to the Board. The terms of reference also explicitly prohibit the delegation of decisions regarding the appointment of new directors to sub-committees of the Board or to the management of the Company, and require that such appointments are made after deliberation by the full Board.

The NRC performs the following duties:

- To make nomination or review and endorse the nomination for appointment as directors, and to review and endorse the nomination for appointment as senior management
- To review the structure, size, composition and diversity of the Board and also its committees at least annually and make recommendations on any proposed changes to the Board
- To regularly review the efficiency and effectiveness of the functioning of the Board and also its committees, particularly in respect of the composition of Board and committee members
- To review if the individuals nominated as Directors are suitably qualified
- To assess the independence of INEDs
- To review the Director Nomination Policy
- To review the Board Diversity Policy, the related measurable objectives and the progress on achieving these objectives
- To advise and assist the Board in discharging its culture reform and related responsibilities

Director Nomination Policy

The Director Nomination Policy was adopted by the Board in May 2019 which is subject to regular review to ensure its effectiveness. The Director Nomination Policy describes the process for identifying and evaluating potential candidates for appointment to the Company’s Board of Directors.

In assessing the suitability of the candidates for nomination as Director, the NRC shall consider the candidates on the basis of the selection criteria set out in the Director Nomination Policy which includes his/her reputation for integrity, accomplishment and experience in the financial services industry or other industries, commitment in respect of available time and relevant interest, diversity perspectives including but not limited to gender, age, ethnicity, cultural and educational background, professional experience, skills, knowledge, independence and length of service, and independence criteria as set out in Rule 3.13 of the Listing Rules in respect of proposed appointment of independent non-executive director.

For appointment or election of a new Director, the NRC shall take the lead in identifying candidates suitably qualified to become a Director. The NRC may solicit ideas for identification of candidates from a number of sources including present members of the Board, senior management and individuals personally known to the members of the Board. The NRC and senior management will also consider information and comment on individual candidates coming from other sources, including but not limited to well regarded senior business executives or professionals, professional firms, and business associates. Any shareholder of the Company may nominate a person other than a retiring director for election as a director of the Company at a general meeting by lodging a written notice with the Company. The nomination procedures and process are set out in the Procedure for Nomination of Directors by Shareholders which is available on the website of Dah Sing Bank.

The NRC shall consider candidates recommended as nominees for directors submitted to the NRC by any directors, senior management or shareholders of the Company, provided that in the case of shareholder recommendations, such nomination shall comply with the notice requirements set forth in the Company’s Articles of Association.

提名及薪酬委員會將慎重考慮及挑選具有資格、質素及技能的人選有效地為董事會作出貢獻。在進行評估時，提名及薪酬委員會將考慮董事提名政策項下之甄選條件及現行董事會成員組合，讓董事會各成員在觀點、資格、質素和技能各方面能取得平衡，及後提名及薪酬委員會將向董事會提出建議或取其贊同委任候選人為董事。

對於合資格在股東大會上膺選連任之退任董事，提名及薪酬委員會將彼等是否繼續合資格並膺選連任作出決定。

若任何獨立非執行董事已連續服務超過九年，提名及薪酬委員會將提供重選該獨立非執行董事的推薦意見，當中須註明提名及薪酬委員會認同該名董事的獨立性及應獲重選的原因，包括所考量的因素和提名及薪酬委員會作此決定的過程及討論內容。

董事之薪酬

提名及薪酬委員會之角色與職責如下：

- 協助董事會履行本公司薪酬系統規劃及操作之職責
- 審議及向董事會推薦合適本公司之薪酬政策及實務
- 確保定期檢討本公司的薪酬系統及操作
- 審議及贊同股份計劃相關事宜
- 審議及贊同董事及高層管理人員之具體薪酬待遇

本集團之薪酬政策

本集團之薪酬政策旨在為僱員維持與市場條件相若、公平且具競爭力之薪酬配套，並根據業務需要、專業才能、個人之素質，且參照行業慣例與監管指引而訂立。

就釐定支付予董事會成員之袍金水平而言，將會考慮市場的袍金水平及各董事之工作量及其須作出之承擔等因素。釐定執行董事薪酬待遇之考慮因素如下：

- 業務需要及表現
- 整體經濟及商業情況
- 個別對本集團之貢獻
- 風險相關之表現
- 對環境、社會及管治以及氣候風險管理的參與
- 參考與個人職責相符之市場薪酬水平
- 遵行監管指引
- 留任之考慮因素及個別之潛能

於考慮過程中，董事不可參與有關其本人薪酬之決定。

提名及薪酬委員會由獨立非執行董事出任主席，大部分成員為獨立非執行董事。提名及薪酬委員會之職權範圍可於大新銀行及香港交易所網頁上查閱。

提名及薪酬委員會於2023年內召開3次會議。提名及薪酬委員會成員出席2023年提名及薪酬委員會會議之出席記錄詳情載於本企業管治報告之會議出席記錄一節。

The NRC shall endeavor to consider and select individuals who possess the qualifications, qualities and skills to effectively make contribution to the Board. In conducting the assessment, the NRC shall take into account the selection criteria set out in the Director Nomination Policy as well as the prevailing structure, size and composition of the Board to maintain a balance of perspectives, qualifications, qualities and skills amongst members of the Board. The NRC shall then make recommendations or endorsement to the Board on the appointment of the candidates for directorship.

For retiring directors who are eligible for re-election at general meetings, the NRC shall determine if the incumbent directors consenting to re-nomination continue to be qualified and proposes the retiring directors for re-election.

The NRC shall include in its recommendation to the Board for consideration the justifications for re-appointing an independent non-executive director who has served more than nine years. The recommendation for re-appointment should state why the NRC believes that the director is still independent and should be re-elected, including the factors considered, the process and the discussion of the NRC in arriving at such determination.

Remuneration of Directors

The NRC has the following roles and responsibilities:

- To assist the Board in discharging its responsibility for the design and operation of the Company's remuneration system
- To review and make recommendation to the Board in respect of the Company's remuneration policy and practices
- To ensure that regular review of the Company's remuneration system and its operation is conducted
- To review and endorse matters relating to share schemes
- To review and endorse the specific remuneration packages of directors and senior management

The Group's Remuneration Policy

The Group's policy on remuneration is to maintain fair and competitive packages for its employees, which are commensurate with market terms, and are based on business needs, expertise and quality of the individuals, and with proper reference to industry practice and regulatory guidelines.

For determining the level of fees paid to members of the Board of Directors, market rates and factors such as each director's workload and required commitment will be taken into account. The following factors are considered when determining the remuneration packages of EDs:

- Business needs and performance
- The economy and business conditions in general
- Each individual's contributions to the Group
- Risk related performance
- Involvement in ESG and climate-related risk management
- Reference to market pay level commensurate with the individual's responsibility
- Consideration of regulatory guidelines
- Retention considerations and each individual's potential

During the process of consideration, no individual director will be involved in decisions relating to his/her own remuneration.

The NRC is chaired by an INED and the majority of the members are INEDs. The terms of reference for the NRC are available on the websites of Dah Sing Bank and HKEX.

The NRC held 3 meetings in 2023. The attendance record of the NRC members at NRC meetings held in 2023 is set out in the section on Attendance Records of this CG Report.

以下為提名及薪酬委員會於2023年之工作概要：

- 審議及贊同執行董事及高層管理人員之薪酬水平
- 審議及贊同董事會董事／董事委員會成員之提名
- 審議及贊同採納新／經修訂之股份計劃
- 審議及贊同董事之重選
- 審議及贊同支付予獨立非執行董事及非執行董事之費用的調整
- 審議及贊同本集團之薪酬政策與相關制度及實務
- 審議本公司薪酬制度及實務之披露
- 審議本公司及大新銀行之董事會管治
- 審議大新銀行董事會之2022年表現評價
- 審議及贊同大新銀行行政總裁及處級主管繼任計劃
- 審議及贊同董事會成員多元化政策
- 審議及贊同董事提名政策
- 審議本集團推行提升文化之措施
- 審議及贊同提名及薪酬委員會職權範圍之變更
- 審議及批准經修訂之僱員操守準則

董事委員會—審核委員會

由本公司董事會成立之審核委員會，負責確保財務報告之客觀性及可信性、檢討內部監控制度及監管要求合規度、批准審核計劃及審閱內部與外聘核數師之查察結果及報告，並於向股東呈報業績時，確保各董事已按法例規定經審慎、盡責及克盡所能地遵循適當之會計及財務報告準則。

審核委員會之角色與職責如下：

審核委員會向董事會就內部審核主管之委任提出建議，並審閱內部審核職能之效能。

審核委員會向董事會就外聘核數師之篩選、監察及酬金提出建議。審核委員會根據適用之標準檢討及監察外聘核數師之獨立性及客觀性，以及審核程序之成效。

審核委員會審閱及監察本公司之年度及中期財務報表之持正，包括編製財務報表時所採用之主要財務報告判斷。

審核委員會檢討本公司之內部監控，並向董事會報告其主要檢討結果及提供意見。本公司內部監控制度的描述載於下文，集團風險管理相關資料包括恰當之量化財務披露載於年度財務報告附註財務風險管理一節。

審核委員會之職權範圍可於大新銀行及香港交易所網頁上查閱。

所有審核委員會成員為獨立非執行董事，彼等於銀行、財務及企業管理具有豐富經驗。史習陶先生為合資格會計師，直至1996年6月為一間會計師事務所合夥人(此會計師事務所乃現時羅兵咸永道會計師事務所(「羅兵咸永道」)之前身)。除上文所述外，委員會概無其他成員受聘於或以其他方式與本公司之前任或現任外聘核數師有聯屬關係。

The following is a summary of the work of the NRC during 2023:

- Reviewing and endorsing the remuneration levels for executive directors and senior management
- Reviewing and endorsing the nomination of directors to the Board/members to the Board Committees
- Reviewing and endorsing the new/amended Share Schemes and the adoption of the Schemes
- Reviewing and endorsing the re-election of directors
- Reviewing and endorsing the adjustment of fees payable to the INEDs and NEDs
- Reviewing and endorsing the Group's remuneration policy and related systems and practices
- Reviewing the disclosure on the Company's remuneration systems and practices
- Reviewing the Board governance of the Company and Dah Sing Bank
- Reviewing the 2022 Board evaluation of Dah Sing Bank
- Reviewing and endorsing the succession plan for the Chief Executive and Division Head positions of Dah Sing Bank
- Reviewing and endorsing the Board Diversity Policy
- Reviewing and endorsing the Director Nomination Policy
- Reviewing the culture enhancement initiatives pursued by the Group
- Reviewing and endorsing the changes to the Terms of Reference of the NRC
- Reviewing and approving the revised Code of Conduct for Staff

BOARD COMMITTEE – AUDIT COMMITTEE

The Audit Committee (“AC”), established by the Board of the Company, is responsible for ensuring the objectivity and credibility of financial reporting, reviewing the internal control system and compliance with regulatory requirements, and approving audit plans and reviewing findings and reports of the internal and external auditors, and that in presenting results to the shareholders, the Directors have exercised the care, diligence and skills prescribed by laws, and that appropriate accounting and financial reporting standards are followed.

The AC has the following roles and responsibilities:

The AC makes recommendations to the Board regarding the appointment of the head of internal audit and reviews the effectiveness of the internal audit function.

The AC makes recommendation to the Board on the selection, oversight and remuneration of external auditors. The AC reviews and monitors the external auditors' independence and objectivity and the effectiveness of the audit process in accordance with applicable standards.

The AC reviews and monitors the integrity of the Company's annual and interim financial statements, including significant financial reporting judgements used in producing the financial statements.

The AC reviews the Company's internal controls and reports its major findings and comments to the Board. Descriptions of the Company's internal control system are set out below. Information relating to the Group's risk management including appropriate financial quantification is set out in the Financial Risk Management sections as notes to the annual financial statements.

The terms of reference for the AC are available on the websites of Dah Sing Bank and the HKEX.

All members of the AC are INEDs with extensive experience in banking, finance and business management. Mr. Robert Tsai-To Sze is a qualified accountant and was a partner of a predecessor firm of PricewaterhouseCoopers up to June 1996. Save for the above, none of the other committee members are employed by or otherwise affiliated with the former or existing external auditors of the Company.

審核委員會成員與本公司之高層管理人員、內部審核主管及外聘核數師每年最少召開4次會議。2023年內共召開4次會議。審核委員會成員出席2023年審核委員會會議之出席記錄詳情載於本企業管治報告之會議出席記錄一節。

為使董事知悉審核委員會之討論及決定，審核委員會成員出席董事會會議時亦會匯報經審核委員會會議討論與集團財務報表及內部監控系統相關之重大事項。此外，審核委員會就其已審閱及討論事項每半年向董事會呈交重點報告。

以下為審核委員會於2023年履行職責之概要：

- 審閱並就本集團2022年年度之業績公佈及經審核財務報表，以及2023年中期業績及中期報告，向董事會提供意見及建議
- 審閱外聘核數師之審核結果及意見，及有關2022年年度審核與財務報表主要會計及財務披露事宜之管理層報告
- 審閱2022年之企業管治報告，以載於本公司2022年年報
- 批准於2022年下半年度及2023年上半年度經審核委員會審閱及接納呈交董事會期內委員會關注事項、重點及討論概要報告
- 審閱關連人士之交易及披露
- 審議並批准外聘核數師之委任及其酬金
- 審閱及批准外聘核數師之審核計劃
- 審閱及批准內部審核計劃

- 檢討內部審核工作、結果及建議
- 審閱由集團合規處提供就有關香港金融管理局(「香港金管局」)之最新考核及監管關注事項，管理層履行香港金管局建議之事宜
- 審閱香港會計師公會頒佈之主要新會計及財務報告準則及指引之要點，以及採納該等準則及指引對本集團之影響

問責及審核

財務報告

董事會有責任以平衡、清晰及易於理解方式評核及匯報本公司之表現、狀況及前景。

管理層負責向董事會提供充分解釋及足夠資料，讓董事會可就財務狀況及其他資訊作充分審閱以作判斷。

董事知悉其為本集團擬備財務報表之責任。於2023年12月31日，董事並不知悉有任何重大不明朗相關事件或情況會導致本集團可持續經營之能力受到質疑。董事已按持續經營為基礎編製本集團財務報表。本集團外聘核數師對財務報表的責任乃載於本集團財務報表內之獨立核數師報告中。

董事會亦負責以平衡、清晰及明瞭方式評審呈報年度報告及中期報告、其他涉及股價敏感資料通告及其他根據《上市規則》須予披露之財務資料，以及根據法規或監管規定要求須予披露之資料。

The AC members meet at least 4 times a year with the Company's senior management, the head of internal audit and the external auditors. In 2023, a total of 4 meetings were convened. The attendance record of AC members at the AC meetings held in 2023 is set out in the section on Attendance Records of this Corporate Governance Report.

To enable Directors to be informed of the discussions and decisions of the AC, members of the AC who also attend meetings of the Board will advise on matters of significance relating to the financial statements and the internal control system of the Group discussed in the AC. In addition, a report highlighting the matters reviewed and dealt with by the AC is submitted to the Board on a half-yearly basis.

The following is a summary of the work of the AC during 2023 in discharging its responsibilities:

- Review, and providing advice and recommendations to the Board for the approval, of the 2022 results announcements and audited financial statements of the Group, and the 2023 interim results and interim report
- Review of external auditors' findings and comments, and management's reports on major accounting and financial disclosure matters in respect of 2022 audit and financial statements
- Review of the Corporate Governance Report of 2022 for inclusion in the Company's 2022 annual report
- Approval of the reports to the Board providing a summary of the issues, focuses and discussion reviewed and dealt with by the AC in the second half of 2022 and the first half of 2023
- Review of connected party transactions and disclosure
- Review and approval of the appointment and remuneration of external auditors
- Review and approval of the external auditors' audit plan
- Review and approval of internal audit plan

- Review of the internal audit's work, findings and recommendations
- Review of updates from the Compliance Division of the Group on the Hong Kong Monetary Authority ("HKMA") examinations and regulatory concerns, management's actions in implementing the HKMA's recommendations
- Review of the highlights of major new accounting and financial reporting standards and guidance issued by the Hong Kong Institute of Certified Public Accountants, and impact to the Group on their adoption

ACCOUNTABILITY AND AUDIT

Financial Reporting

It is the responsibility of the Board to present a balanced, clear and comprehensible assessment of the Company's performance, position and prospects.

Management is responsible for providing sufficient explanation and information to the Board to enable the Board to make an informed assessment of the financial and other information put before the Board for approval.

The Directors acknowledge their responsibility for preparing the financial statements of the Group. As at 31 December 2023, the Directors are not aware of any material uncertainties relating to events or conditions which may cast significant doubt upon the Group's ability to continue as a going concern. The Directors have prepared the financial statements of the Group on a going-concern basis. The responsibility of the Group's external auditor on the financial statements is set out in the Independent Auditor's Report attached to the Group's financial statements.

The Board is also responsible for providing a balanced, clear and understandable assessment in annual and interim reports, other price-sensitive announcements and other financial disclosures required under the Listing Rules, as well as to information required to be disclosed pursuant to statutory or regulatory requirements.

內部監控

董事會授權管理層負責制訂及維持健全之內部監控制度。內部監控制度擬通過管理及營運監控、風險管理制度架構之運作，使董事會可監察本集團之業務表現及財務狀況、監控及調節風險、採納健全之業務守則、合理確證對欺詐及誤差之監控、確保遵守適用法例及規則，以及對管理人員作出監察及提供指引，以達成本公司之目標。然而，本集團之內部監控程序僅可對重大誤差、損失或欺詐提供合理而非絕對之保證。

本集團已設立制度以維持有效內部監控，其主要程序如下：

- 設立清晰之管理組織架構，具有清楚界定之權限、問責性及職責。
 - 成立專責委員會，以監察及控制重大風險因素，如信貸風險、流動資產及利率風險、操作風險及合規風險。
 - 定期向高層管理人員及管理委員會報告本公司之業務表現。密切留意實際表現結果與預算之比對。董事會每季審閱本集團之業務及財務表現。
 - 制訂書面政策及程序，以促進對客戶、客戶服務、職責區分、交易之準確性及完整性、資產之保護、信貸管理及風險監控、業務風險之控制、合規監控(包括反清洗黑錢(「反洗錢」))、員工培訓、資訊科技發展、資訊管治及資訊保安、持續業務運作規劃、財務管理(包括會計、監管報告、合乎監管及財務報告準則之財務報告、管理會計及預算控制、賬目對賬)，以及管理監督制度(包括各功能委員會之運作)等各方面之恰當評估。
- 獨立內部審核職能監察對管理政策及程序以及監管規定之遵行；並進行多類別之內部監控檢討及審核活動，如合規審核、營運及系統檢討，以確保監控制度之完整、效率及效能。內部審核部主管職能上向審核委員會交代，管理運作上隸屬行政總裁並可直接向執行委員會稟報。
 - 獨立的集團風險部職能負責監察，並向高層管理人員、風險管理及合規委員會及董事會匯報集團風險狀況及相關分析，以維持本集團業務組合中資產質素之穩健及風險控制，亦充分考慮風險與回報兩者間之恰當平衡。
 - 本集團繼續提升其風險管理機制與能力，以加強風險控制及成效，對鞏固本集團內部監控程序之穩健猶為重要。
 - 屬管理層之集團合規委員會面對法規之遵守致力維持高度警惕及問責性，並負責監督及領導制訂、維持及加強合規制度、政策及慣例之建立，以確保遵守所有法律規定及監管指引。集團合規處在本集團對相關法則及規例之遵行上，肩負起獨立與持續之監察及諮詢職能，而反洗錢及金融犯罪風險部則管理和監督本集團之反洗錢及金融犯罪風險。
 - 制定集團職能報告指引，加強集團職能部門與附屬公司之間的聯繫，統一集團政策、守則及標準，讓集團職能部門主管對附屬公司營運進行適當的監控、監督及監察。

Internal Controls

The Board has delegated to management the responsibility to develop and maintain a sound internal control system. The internal control system, operating through a framework of management and operational controls, and risk management systems, is intended to allow the Board to monitor the Group's business performance and financial positions, to control and adjust risk exposures, to adopt sound business practices, to obtain reasonable assurance on controls against fraud and errors, to ensure compliance with applicable laws and regulations, and to exercise oversight on and provide guidance to management in achieving the Company's objectives. However, it should be recognized that the Group's internal control procedures can only provide reasonable, not absolute, assurance against material errors, losses or fraud.

The key procedures that the Group has established to maintain an effective internal control system are as follows:

- A clear management organizational structure is set up with well-defined lines of authority, accountability and responsibilities.
- Specialized committees are formed to oversee and control significant risk factors, such as credit risk, liquidity and interest rate risks, operational risk and compliance risk.
- Regular reporting of the performance of the Company's businesses to senior management and management committees. Actual performance results against budgets are closely monitored. The Board reviews the Group's business and financial performance on a quarterly basis.
- Written policies and procedures are established to facilitate proper assessment of customers, services to customers, segregation of duties, accuracy and completeness of transaction processing, safeguarding of assets, credit control and risk monitoring, control of business exposures, compliance control and monitoring (including anti-money laundering ("AML")), staff training, IT development, IT governance and information security, business continuity planning, financial control (including accounting, regulatory reporting, financial reporting to comply with regulatory and financial reporting standards, management accounting and budget control, reconciliation of accounts), and system of management oversight including the operations of various functional committees.
- The independent internal audit function monitors compliance with management policies and procedures, as well as regulatory requirements. It conducts a wide variety of internal control reviews and audit activities such as compliance audits and operations and systems reviews to ensure the integrity, efficiency and effectiveness of the systems of control. The Head of Internal Audit reports functionally to the Audit Committee and administratively to the Chief Executive, with direct access to the Executive Committee.
- The independent group risk function monitors and reports the Group's risk positions and analysis to senior management, Risk Management and Compliance Committee and the Board, and operates to sustain a sound asset quality and risk control in the portfolio of the Group's businesses with due consideration of a proper risk and return balance.
- The Group continues its ongoing upgrade of risk management framework and capabilities to strengthen its risk control and effectiveness, which are key to the maintenance of sound internal control process of the Group.
- The Group Compliance Committee at the management level serves to uphold a high level of awareness and accountability of compliance requirements. It is responsible for overseeing and guiding the development, maintenance and enhancement of compliance system, policies and practices to ensure compliance with all statutory requirements and regulatory guidelines. The Group Compliance Division performs an independent on-going monitoring and advisory role on the Group's compliance with relevant rules and regulations, while the AML and Financial Crime Risk Department manages and oversees AML and financial crime risk of the Group.
- A Guideline on Group Functional Reporting is in place to promote collaboration between Group functions and subsidiaries, align Group's policies, practices and standards, and allow Group functional heads to exercise proper control, supervision and monitoring of subsidiaries' operations.

內部監控制度之評估

董事會已考慮審核委員會與管理層所作出之審核，以及內部及外聘核數師作出之審核報告，從而評估內部監控制度之有效性。

本集團內部審核部已依據審核委員會之指示就所有主要監控重點包括財務、營運及合規監控與風險管理實務各方面進行評估。2023年度之審閱已包括參照內部審核部及外聘核數師之意見、本集團的政策和程序、內部監控的監管指引及企業管治守則對內部監控系統進行之年度評估。本集團將繼續努力提升內部監控系統及程序。

風險管理及內部監控

董事會知悉其評估及釐定本集團達成策略目標時所願意接納的風險性質及程度之負責，並確保本集團設立及維持合適及有效的風險管理及內部監控系統。該等風險包括與環境、社會及管治相關之重大風險。董事會並負責監督管理層對風險管理及內部監控系統的設計、實施及監察。管理層須就該等系統之有效性向董事會提交確認。

集團之風險管理及內部監控系統旨在管理而非消除未能達成業務目標的風險，而且只能就不會有重大的失實陳述或損失作出合理而非絕對的保證。該等系統包含一個完善的公司架構以及全面的政策及標準。各業務及營運單位的職責範圍清晰劃分，以確保有效監察和制衡。

設定的程序旨在保障資產不致被非授權挪用或處置；保存恰當的會計記錄；以及確保用作業務及公告上的財務資料的可靠性。有關程序提供合理（而非絕對）的保證，以防出現嚴重的錯誤、損失或舞弊。亦有設定之程序以確保遵從適用之法律、規則及規例。

本集團亦透過現行之多項系統及程序，以識別、監控及匯報本集團面對之主要風險。各業務及職能部門負責評估其職責範圍內之風險，並根據風險管理程序管理相關風險及就風險管理提出報告。本集團透過設立專責管理委員會監督並監察主要風險範疇，以及就本集團有關職能成立風險管理部門，維持有效之風險管理框架。

風險管理之報告會呈交予相關委員會，最後提呈董事會或其授權之董事委員會以監督並監察與本集團業務及運作相關之各種類風險。本集團之風險管理政策及主要監控權限，乃由董事會或其授權之委員會審批。運作及風險表現乃根據既定政策及程序，按相關風險限度定期進行監察及檢討。

年度評估

本集團已實行穩健的風險管理及內部監控框架，持續監控及定期向管理層及董事會報告風險概況、風險狀況及內部監控事宜。參考《上市規則》企業管治守則之規定，根據持續檢討及定期評估，管理層（包括各業務部門主管、財務控制、風險管理、合規部門及營運管理）以及本集團主要附屬公司之高層管理人員已評估風險管理及內部監控制度之現有狀況並確認其仍然有效，該陳述已經內部審核部審閱及贊同以及集團高層管理人員審閱及確認。

已呈交審核委員會及董事會之2023年審閱結果總結本集團之風險管理及內部監控制度為有效及合適。

Assessment of Internal Control System

In assessing the effectiveness of the internal control system, the Board has considered reviews performed by the AC and Management, and the findings of both internal and external auditors.

Under the direction of the AC, the Group's Internal Audit conducted an assessment covering all material controls, including financial, operational and compliance controls and risk management practices. The 2023 reviews included an annual assessment of internal control system with reference to the comments made by both internal and external auditors, policies and procedures of the Group, regulatory guidelines and the CG Code regarding internal controls. The Group is committed to continuously enhancing its internal control system and processes.

RISK MANAGEMENT AND INTERNAL CONTROL

The Board acknowledges its responsibility to evaluate and determine the nature and extent of the risks it is willing to take in achieving the Group's strategic objectives, and ensuring that the Group establishes and maintains appropriate and effective risk management and internal control systems. Such risks include, amongst others, material risk relating to ESG. The Board is also responsible for overseeing Management in the design, implementation and monitoring of the risk management and internal control systems. Management has to provide a confirmation to the Board on the effectiveness of these systems.

The Group's risk management and internal control systems are designed to manage rather than eliminate the risk of failure to achieve business objectives, and can only provide reasonable and not absolute assurance against material misstatement or loss. Such systems comprise a well-established organisational structure and comprehensive policies and standards. Areas of responsibilities for each business and functional unit are clearly defined to ensure effective checks and balances.

Procedures have been designed for safeguarding assets against unauthorised use or disposition; for maintaining proper accounting records; and for ensuring the reliability of financial information used within the business or for publication. The procedures provide reasonable but not absolute assurance against material errors, losses or fraud. Procedures have also been designed to ensure compliance with applicable laws, rules and regulations.

Systems and procedures are in place in the Group to identify, control and report on the major types of risks the Group encounters. Business and functional units are responsible for the assessment of individual types of risk arising under their areas of responsibilities, the management of the risks in accordance with risk management procedures and the reporting on risk management. The Group maintains an effective risk management framework through the setting up of specialised management committees for the oversight and monitoring of major risk areas and the establishment of risk management departments for relevant functions of the Group.

Risk management reports are submitted to the relevant committees and ultimately to the Board or its delegated Board committee for oversight and monitoring of various types of risk associated with the Group's businesses and operations. The Group's risk management policies and major control limits are approved by the Board or its delegated Board committee. Operating and risk performance are monitored and reviewed against relevant risk limits regularly according to established policies and procedures.

Annual Assessment

The Group has implemented a robust risk management and internal control framework with ongoing monitoring and regular reporting of risk profiles, risk positions and internal control issues to the Management and to the Board. Based on the ongoing reviews and regular assessments, the Management including the heads of business units, financial control, risk management, compliance units and operations management, and the senior management of the key subsidiaries of the Group have evaluated the existing status of the risk management and internal control system and confirmed that they remain effective with reference to the requirements of the CG Code of the Listing Rules. These statements of Management have been reviewed and endorsed by Internal Audit function, and reviewed and confirmed by senior management of the Group.

The results of the 2023 review, which have been reported to the AC and the Board, concluded that the Group's risk management and internal control systems were effective and adequate.

內部審核

本集團設立內部審核職能。內部審核職能的主要角色是協助董事會及高層管理人員保護本集團資產、聲譽及可持續發展。內部審核職能對本集團管理層所制訂及陳述的本集團風險管理框架、控制及管治程序在設計及運行是否充分和有效提供獨立及客觀的確認。

內部審核部每年最少一次須將審核工作結果及對整體風險管理和控制框架的評估情況向審核委員會或(如適合)董事會匯報。在正式確認審核結果整改完畢之前，內部審核部亦須審閱管理層就審核結果提出的整改計劃並核實相關措施的充分性和有效性。

外聘核數師之獨立性及酬金

本公司已檢討並滿意本公司外聘核數師羅兵咸永道會計師事務所(「羅兵咸永道」)就對本集團財務報表進行審核之獨立性。

本公司僅在既具成本效益，又能維持羅兵咸永道作為本公司之外聘核數師之獨立及客觀性情況下，始委聘羅兵咸永道提供審核以外之服務。否則，將另覓其他顧問公司提供專業服務。

除有關審核服務外，羅兵咸永道以協訂程序於2023年內為本集團提供審核以外服務，包括審閱報稅表與稅項計算、提供稅務顧問服務、審閱本集團中期業績公佈事宜、審閱於年內大新銀行20億美元歐洲市場中期票據計劃發售通函之更新及本集團若干操作規程、風險管理和內部監控之獨立評估。

截至2023年12月31日止年度，已支付或須支付予羅兵咸永道有關審核服務及審核以外服務之酬金如下：

為本公司提供的服務	已支付／須支付之費用 (千港元)
審核服務	16,355
審核以外服務：	
• 審閱經更新的歐洲市場中期票據計劃(「計劃」)及大新銀行在計劃下發行新後償債務的專業工作	1,288
• 對營運風險管理、科技風險管理、新資訊系統項目等提供合規審閱及獨立評核	4,812
• 與本集團相關之新稅務規則的稅項計算和諮詢服務之稅務合規審查	2,700
• 其他	-
合共	25,155

INTERNAL AUDIT

The Group has established an Internal Audit function. The primary role of the Internal Audit function is to help the Board and Management to protect the assets, reputation and sustainability of the Group. The Internal Audit function provides independent and objective assurance as to whether the design and operational effectiveness of the Group's framework of risk management, control and governance processes, as designed and represented by the Management, is adequate.

Results of audit work together with an assessment of the overall risk management and control framework are reported to the AC or the Board as appropriate and at least annually. The Internal Audit function also reviews the Management's action plans in response to audit findings and verifies the adequacy and effectiveness of the controls before formally closing audit issues.

EXTERNAL AUDITORS' INDEPENDENCE AND REMUNERATION

The Company has reviewed and is satisfied with the independence of the Company's external auditors, PricewaterhouseCoopers ("PwC"), for performing the audit of the Group's financial statements.

The Company will use the non-audit services of PwC only when the Company can benefit in a cost-effective manner and the independence and objectivity of PwC as the Company's external auditors can be maintained. Otherwise, professional services from other firms are used.

In addition to audit related services, PwC, based on agreed-upon procedures, provided the Group non-audit services during 2023 including review of tax returns and computation, tax advisory services, review of the Group's interim financial disclosure, and review of the update on the offering circular of Dah Sing Bank's US\$2 Billion Euro Medium Term Note Programme, and independent assessments of certain operational processes, risk management and internal control of the Group.

The remuneration paid/payable to PwC in respect of audit services and non-audit services for the year ended 31 December 2023 is set out as follows:

Services rendered for the Company	Fee paid/payable (HK\$'000)
Audit services	16,355
Non-audit services:	
• Review of the updated Euro Medium Term Note Programme (the "Programme") and professional work on new subordinated note issue of Dah Sing Bank under the Programme	1,288
• Compliance reviews and independent assessments on operational risk management, technology risk management, new IT system projects etc.	4,812
• Tax compliance review on taxation computation and advisory service on compliance with new tax regulations relevant to the Group	2,700
• Others	—
Total	25,155

管治政策

本集團視本集團董事及員工的道德、個人及專業標準為極之重要。所有員工均需嚴謹遵守反映本集團核心價值及企業文化的各種不同集團政策。

僱員操守準則

本集團採納了一套僱員操守準則，闡明在工作中恪守的文化及價值觀。僱員操守準則亦制定了員工應遵守的道德價值觀及商業行為準則，包括反貪污政策及防止勒索及賄賂等貪污行為的措施，旨在確保及維持法律及法規的合規性以及有效的控制環境。

舉報政策

為維護及支持本集團的企業價值觀及道德標準，本集團制定了舉報政策及舉報程序，讓員工以保密方式溝通和報告重大及善意的疑慮或任何違規行為。此等溝通可提交至集團審核委員會及／或董事會（透過集團審核委員會）。

處理機密及股價敏感內幕資料政策

既定之監控及披露內幕消息指引列出指導性原則、程序及內部監控，使內幕消息得以適時處理及發佈，以便所有持份者及時知悉本集團及其附屬公司之最新狀況或股價敏感資料。

此外，本集團已執行有關處理未經發佈並具股價敏感內幕資料的政策，該政策對擁有未經發佈並具股價敏感內幕資料的員工實施額外的防範措施，包括以代號分辨項目及僅限於因既定目的及僅限於需知道的基準而發放資料。

多元化

董事會多元化

董事會成員多元化政策

董事會於2013年12月採納董事會成員多元化政策，並每年檢視以確保其有效性。董事會成員多元化政策旨在列載本公司董事會為達致成員多元化而採取的方針，從而有利於本公司及其整體業務，並提升公司的表現素質。

本公司明白並深信董事會成員多元化對支持實現其可持續發展裨益良多。董事會成員多元化有多方面的考慮因素，甄選人選將按一系列多元化範疇為基準，包括但不限於性別、年齡、種族、文化及教育背景、專業經驗、技能、知識、獨立性及服務任期。董事會所有委任均以用人唯才為原則，並在考慮人選時以客觀條件充分顧及上述之個人素質因素、對董事會貢獻之期望及董事會成員多元化的裨益。

於2023年12月31日，董事會並沒有女性董事會成員。考慮到性別多元化，於2024年1月2日委任陳霞芳女士為本公司獨立非執行董事。董事會現有一名女性董事會成員。董事會目標最少維持現時女性代表比例並將在提名及薪酬委員協助下藉着甄別及推舉適當董事人選時的機會，視乎是否有合適人選，考慮逐步提高女性董事的數目。董事會將參考本地的監管要求／建議最佳常規，致力確保董事會男女成員組合取得適當平衡。

GOVERNANCE POLICIES

The Group places utmost importance on the ethical, personal and professional standards of Directors and employees of the Group. All employees are required to adhere to various Group policies that reflect the core values and corporate culture of the Group.

Code of Conduct

The Group has adopted a set of Code of Conduct for Staff which sets out at its outset the culture and values that are to be upheld at work. The Code of Conduct for Staff also lays down the guidelines on ethical values and business conduct that staff shall follow, which include anti-corruption policies and measures to curb corruption such as extortion and bribery. These are intended to help to ensure and sustain legal and regulatory compliance and an effective control environment.

Whistle-Blowing Policy

In maintaining and supporting the Group's corporate values and ethical standards, the Group has in place a Whistle-Blowing Policy, which sets out procedures for its staff to communicate and report, in confidence, material and bona fide concerns or any violations. These communications can be elevated to the Group AC and/or the Board (via the Group AC).

Policy of Handling of Confidential and Price-sensitive Inside Information

A Guideline on the Control and Disclosure of Inside Information is in place, which sets out the guiding principles, procedures and internal controls for the handling of confidential inside information, and dissemination of inside information in a timely manner so as to allow all stakeholders to be aware of the latest positions or price sensitive information of the Group and its subsidiaries.

In addition, the Group has implemented the Policy on Handling of Unpublished Price-sensitive Inside Information. The policy adopts additional precautions which should be taken by employees who are in possession of unpublished and price-sensitive information or confidential information, including identification of project by code name and dissemination of information for stated purpose and on a need-to-know basis only.

DIVERSITY

Board Diversity

Board Diversity Policy

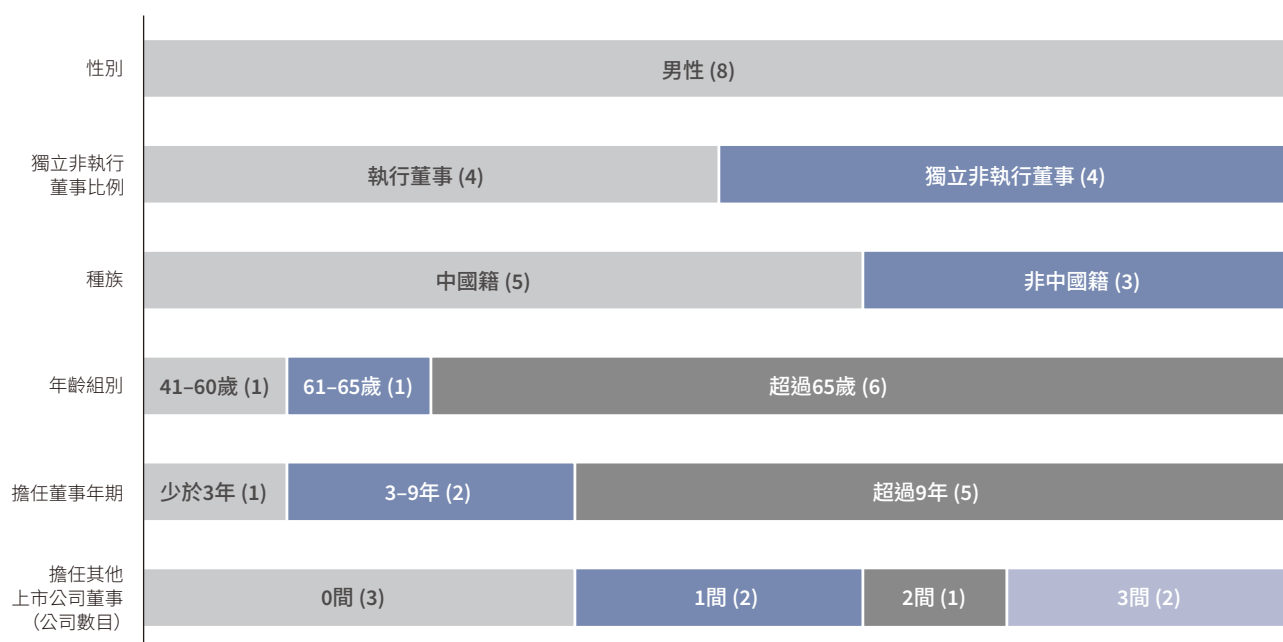
The Board Diversity Policy was adopted by the Board in December 2013 which is subject to annual review to ensure its effectiveness. The Board Diversity Policy aims to set out the approach to achieve diversity on the Company's Board in order to enhance the quality of its performance which in turn should benefit the Company and its business as a whole.

The Company recognizes and embraces the benefits of having a diverse Board in supporting the attainment of its sustainable development. Board diversity has been considered from a number of aspects. Selection of candidates will be based on a range of diversity perspectives, including but not limited to gender, age, ethnicity, cultural and educational background, professional experience, skills, knowledge, independence and length of service. All Board appointments will be based on meritocracy, and candidates will be considered against objective criteria, having due regard for the factors on personal attributes outlined above, expectation on contribution to the Board, and the benefits of diversity of the Board.

As at 31 December 2023, the Board had no female Board member. Taking into consideration of gender diversity, Ms. Nancy Ha-Fong Chan has been appointed as an INED of the Company with effect from 2 January 2024. The Board currently has one female Board member. The Board targets to maintain at least the current level of female representation and will consider opportunities to increase the number of female members over time with the assistance of the NRC in selecting and making recommendations on suitable candidates for Board appointments, subject to the availability of suitable candidates. The Board will endeavour to achieve the appropriate gender diversity with reference to local regulatory requirements/recommended best practices.

董事會之組成及多元化：

重點提要：50%為獨立非執行董事

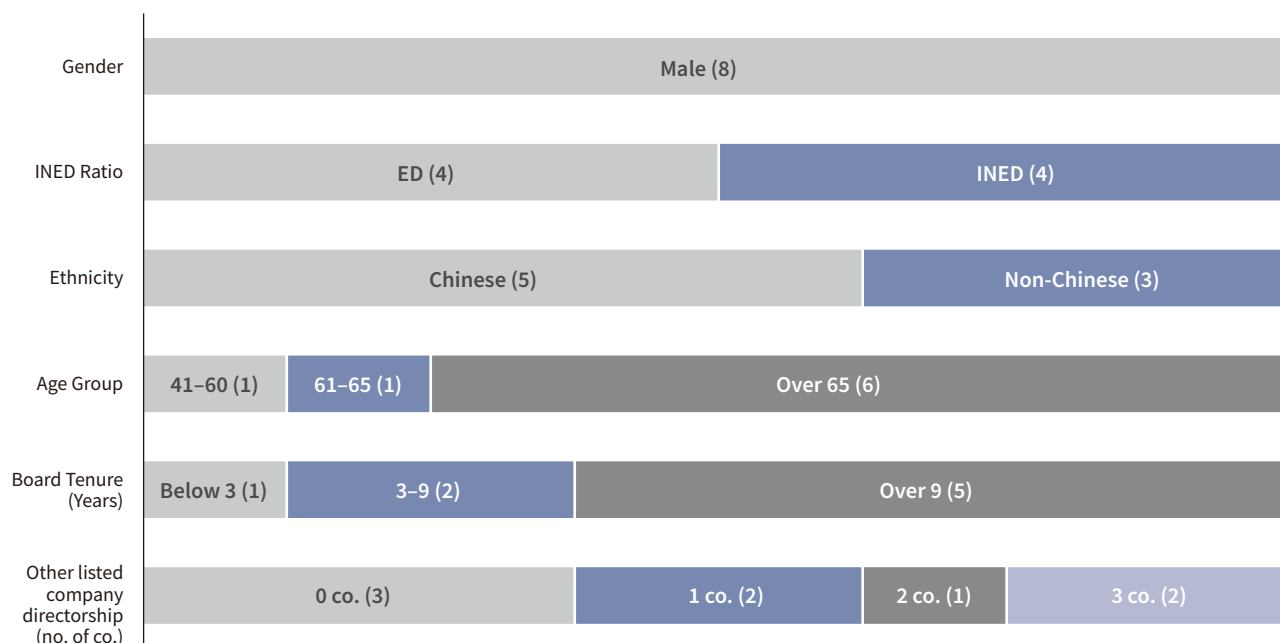


董事會透過提名及薪酬委員會檢討董事會的架構、人數、組成及多元化以及董事會成員多元化政策以確保董事會之組成符合企業管治守則並擁有適當的技能、經驗及多元化以配合本公司策略、管治及業務而對董事會作出有效及高效率的貢獻。董事會認為董事會成員多元化政策的實施有效。

員工多元化

本集團致力於為所有員工打造包容性的環境。根據有關法律及法規，於員工行為守則及僱傭平等機會政策設立相關政策以禁止因性別、懷孕、哺乳、婚姻狀況、殘疾、家庭狀況或種族而受到的歧視、騷擾、受害或誹謗。我們確保在招聘、晉升及發展機會會按個人之資歷及優點作決定。為維持我們工作環境多元化，我們持續監察員工的多元化組合。於2023年，我們設定了45%-55%的員工性別比例目標，並計劃維持此目標比例。截至2023年底，本集團全職員工取得性別平衡53%女性和47%男性。

Our Board Composition and Diversity:
Key Highlight: INED representation of 50%



The Board, through the NRC, has reviewed the structure, size, composition and diversity of the Board and the Board Diversity Policy to ensure the composition of the Board complies with the CG Code with an appropriate mix of skills, experience and diversity that are relevant to the Company's strategy, governance and business and contributes to the Board's effectiveness and efficiency. The implementation of Board Diversity Policy was considered effective.

Workforce Diversity

The Group is committed to creating an inclusive environment for all employees. We have established policies in our Code of Conduct for Staff and Policy on Equal Opportunities on Employment in strict compliance with applicable laws and regulations that unequivocally prohibit any form of discrimination, harassment, victimisation, or vilification based on gender, pregnancy, breastfeeding, marital status, disability, family status, or race. We ensure decisions made with respect to recruitment, promotion and any development opportunities are based on individual's qualifications and merits. We monitor our workforce diversity on an on-going basis to maintain a balance mix. To maintain diversity in our workplace, we have ongoing monitoring on our diversity mix. For 2023, we have set a target of 45%–55% for gender ratio in the workforce and plan to maintain this target ratio. As at the end of 2023, we achieved gender balance among our full-time employees across the Group, with 53% women and 47% men.

董事就任須知及培訓

本公司會向新委任的董事提供董事就任手冊及本公司之資料，並由管理層作出簡介，以確保董事對本集團的運作及業務均有適當的理解，以及知悉本身在相關法律及規定下的職責。本公司亦舉辦持續專業發展及培訓予其董事，以確保各董事充份知悉彼等在適用法律及規例下的職責。

各董事於年度內已接受下列範疇之培訓：

董事	培訓範疇		
	監管規定／ 企業管治	集團業務 及管理	宏觀經濟／ 業務／ 財務
獨立非執行董事			
史習陶	✓	✓	✓
陳勝利 (於2024年1月2日退任)	✓	✓	✓
裴布雷	✓	✓	✓
譚偉雄	✓	✓	✓
執行董事			
王守業	✓	✓	-
黃漢興	✓	✓	✓
王伯凌	✓	✓	✓
麥曉德	✓	✓	✓

董事均參與持續專業發展，發展並更新彼等知識及技能。於年度內，本公司為董事安排簡介會。所有董事均已向公司秘書提供彼等於2023年內所接受培訓的記錄。

董事及員工之證券交易守則

本公司已採納一套自行制定且條款不低於《上市規則》附錄C3《上市發行人董事進行證券交易的標準守則》(「《標準守則》」)所載規定的董事進行證券交易的董事證券交易守則(「董事交易守則」)。經向本公司董事作出特定查詢後，彼等已確認於截至2023年12月31日止年度，均已遵守《標準守則》及本公司之董事交易守則。

所有本集團員工包括高層管理人員及指定僱員須遵守條款不低於《標準守則》的證券交易的限制，並載列於《僱員進行證券交易守則》。

INDUCTION AND TRAINING FOR DIRECTORS

A newly appointed Director is provided with a Director's induction handbook and materials relevant to the Company and briefed by the Management to ensure that the Director has a proper understanding of the operations and business of the Group and that he or she is aware of his or her responsibilities under the relevant laws and regulations. The Company also organized continuous professional development and training to its Directors to ensure that they are fully aware of their responsibilities under the applicable laws and regulations.

Directors participated in continuous professional development to develop and refresh their knowledge and skills. During the year, the Company has organized board briefings for Directors. All Directors provided to the Company Secretary a record of the training they received in 2023.

The Directors received trainings on the following areas during the year:

Directors	Training Areas		
	Regulatory/ Corporate Governance	Group's Business and Management	Macroeconomics/ Business/ Financial
INEDs			
Robert Tsai-To Sze	✓	✓	✓
Seng-Lee Chan (<i>retired on 2 January 2024</i>)	✓	✓	✓
Blair Chilton Pickerell	✓	✓	✓
David Wai-Hung Tam	✓	✓	✓
EDs			
David Shou-Yeh Wong	✓	✓	-
Hon-Hing Wong (Derek Wong)	✓	✓	✓
Gary Pak-Ling Wang	✓	✓	✓
Nicholas John Mayhew	✓	✓	✓

CODE FOR SECURITIES TRANSACTIONS BY DIRECTORS AND EMPLOYEES

The Company has adopted its own code for directors' securities dealing ("Directors' Dealing Code") on terms no less exacting than the prevailing required standard set out in the Model Code for Securities Transactions by Directors of Listed Issuers ("Model Code") under Appendix C3 of the Listing Rules. Following specific enquiry, the Directors of the Company confirmed that they had complied with the required standard set out in the Model Code and the Directors' Dealing Code during the year ended 31 December 2023.

All employees of the Group, including the senior management and selected members of the employees, are obliged to follow the Company's restrictions on dealing in securities, which are on terms no less exacting than the Model Code, as set out in the Staff Securities Dealing Policy.

會議出席記錄

個別董事出席2023年董事會會議、審核委員會會議、提名及薪酬委員會會議及股東週年大會之出席記錄呈列如下：

董事	出席／合資格出席			出席股東週年大會
	董事會	審核委員會	提名及薪酬委員會	
執行董事				
王守業 ^(註)	5/5	-	2/3	-
黃漢興	5/5	-	-	✓
王伯凌	5/5	-	-	✓
麥曉德	5/5	-	-	-
獨立非執行董事				
史習陶	5/5	4/4	3/3	✓
陳勝利 (於2024年1月2日退任)	5/5	4/4	3/3	✓
裴布雷	5/5	3/4	-	✓
譚偉雄	5/5	-	-	✓

註：根據企業管治守則之守則條文第F.2.2條規定，董事會主席應出席股東週年大會。董事會主席王守業先生因當時身處海外故未能出席於2023年6月2日在香港舉行之本公司2023年股東週年大會（「2023年股東週年大會」）。本公司副主席、董事總經理兼行政總裁黃漢興先生擔任2023年股東週年大會之主席。

股東參與

有效溝通

董事會極重視與股東之溝通，股東週年大會為股東提供一個與董事會交流意見之場合。董事會主席及所有董事均盡力參加。董事委員會主席及外聘核數師代表亦會出席股東週年大會以回應股東之提問。

管理層就本公司年度及中期業績與分析員舉行簡報會議。此外，本公司之指定高層管理人員亦會定期與機構投資者及分析員會面，在遵循適用法律及法規的情況下，向彼等提供與本公司發展有關之訊息。

此外，大新銀行網站(www.dahsing.com)為股東提供方便之渠道取得本公司之財務資訊、公佈／通函，以及本公司企業管治架構及實務資訊，並載有本集團之業務及企業社會責任活動。

召開股東特別大會

股東持有本公司總表決權不少於5%者，可呈請召開本公司之股東特別大會。

有關呈請書須(i)列明會議目的，(ii)由各呈請人簽署，及(iii)遞交本公司位於香港灣仔皇后大道東248號大新金融中心26樓之註冊辦事處或以電子形式遞交。該呈請書亦可包括多份相同形式之文件，每份由一位或多位呈請人簽署。

ATTENDANCE RECORDS

The attendance of individual Directors at the Board meetings, Audit Committee meetings, Nomination and Remuneration Committee meetings and the Annual General Meeting held in 2023 are as follows:

Directors	Attended/eligible to attend			Attended Annual General Meeting
	Board	Audit Committee	Nomination and Remuneration Committee	
EDs				
David Shou-Yeh Wong ^(Note)	5/5	–	2/3	–
Hon-Hing Wong (Derek Wong)	5/5	–	–	✓
Gary Pak-Ling Wang	5/5	–	–	✓
Nicholas John Mayhew	5/5	–	–	–
INEDs				
Robert Tsai-To Sze	5/5	4/4	3/3	✓
Seng-Lee Chan (retired on 2 January 2024)	5/5	4/4	3/3	✓
Blair Chilton Pickerell	5/5	3/4	–	✓
David Wai-Hung Tam	5/5	–	–	✓

Note: Pursuant to code provision F.2.2 of the CG Code, the chairman of the board should attend the annual general meeting. Mr. David Shou-Yeh Wong, the Chairman of the Board, was unable to attend the 2023 Annual General Meeting (the “2023 AGM”) of the Company held in Hong Kong on 2 June 2023 as he was away from Hong Kong at that time. Mr. Hon-Hing Wong (Derek Wong), Vice Chairman, Managing Director and Chief Executive of the Company, took the chair of the 2023 AGM.

SHAREHOLDERS ENGAGEMENT

Effective Communication

The Board attaches great importance to communication with shareholders. The Annual General Meeting (“AGM”) provides a useful forum for shareholders to exchange views with the Board. The Chairman of the Board and all Directors make a strong effort to attend. The Chairmen of the Board Committees and a representative of the external auditors also attend the AGM to take shareholders’ questions.

The Management holds group meetings with analysts in connection with the Company’s annual and interim results. Apart from the above, designated senior executives maintain regular dialogue with institutional investors and analysts to keep them abreast of the Company’s development, subject to compliance with the applicable laws and regulations.

Moreover, the website of Dah Sing Bank (www.dahsing.com) offers shareholders convenient access to the Company’s financial information, announcements/circulars and information on the Company’s corporate governance structure and practices, in addition to business and corporate social responsibility activities of the Group.

Convening an Extraordinary General Meeting

Shareholder(s) holding not less than 5% of the total voting rights of the Company may put forth requisition to convene an Extraordinary General Meeting (“EGM”) of the Company.

The requisition must (i) state the objectives of the meeting, (ii) be signed by the requisitioner(s) and (iii) be deposited at the Company’s registered office at 26th Floor, Dah Sing Financial Centre, 248 Queen’s Road East, Wan Chai, Hong Kong or in electronic form. It may also consist of several documents in like form, each signed by one or more requisitioner(s).

該呈請書亦須列明(i)各呈請人之姓名，(ii)各呈請人之聯絡資料，及(iii)各呈請人持有本公司普通股之股數。

董事會須於呈請書遞交日期起計21天內安排召開股東特別大會。該會議須於會議通知書發出日期後28天內召開。

如董事會未有召開前述股東特別大會，呈請人或佔全體呈請人所持總表決權一半以上之呈請人，可自行召開會議，但任何據此召開之會議，須於呈請書遞交日期起計3個月內舉行。

由呈請人按上述方式召開之會議，須盡量依照如同由董事會召開股東會議之方式召開。

各呈請人如因董事會未有妥為召開會議而產生之任何相關合理費用，須由本公司償付予各有關呈請人。

於股東大會提出動議

持有本公司總表決權不少於2.5%之股東，或不少於50位於股東大會有表決權利之股東，可：

- 於股東大會上提出動議
- 提供其他股東以傳閱有關於股東大會上動議之陳述書

有關於股東大會提出動議之股東資格，程序及時限之進一步詳細資料，各股東可參考《公司條例》(香港法例第622章)第580條。

向董事會提出查詢

股東可將彼等提請董事會關注之事宜，送交本公司之註冊辦事處(香港灣仔皇后大道東248號大新金融中心26樓)，並註明公司秘書收。查詢有關於召開股東週年大會或股東特別大會，或於該等大會上提出動議之程序，亦可向公司秘書提出。

股東通訊政策

董事會明白與本公司股東持續保持對話之重要性，並採納了股東通訊政策，載列促進與股東有效溝通之現行框架，以及使股東能積極地與本公司溝通，並能在知情情況下行使彼等權力及於每年作出檢討，以確保其有效性。

本公司透過多種渠道及方式與股東及投資人士溝通，包括：刊物(如年報、中期業績報告、通告、通函及公告)、網站(如在本公司網站上登載的刊物包括環境、社會及管治報告)，以及親身出席(如出席股東大會及分析員簡報會或新聞發布會)。

考慮到已有多個渠道讓股東表達其意見，董事會認為股東通訊政策為合適及有效。

該政策可於大新銀行網頁上(www.dahsing.com)查閱。

股息政策

本公司之股息政策旨在維持穩定持續派付股息。本公司在釐定股息分派時，考慮因素包括業務一般狀況、財務業績表現、業務增長前景、資本要求、適用於本公司業務的監管規定、股東權益及董事認為相關的任何其他因素。

The requisition must also state (i) the name(s) of the requisitioner(s), (ii) the contact details of the requisitioner(s) and (iii) the number of ordinary shares of the Company held by the requisitioner(s).

The Directors must proceed to convene an EGM within 21 days from the date of the deposit of the requisition. Such meeting should be held on a date not more than 28 days after the date on which the notice convening the meeting is given.

If the Directors fail to convene the EGM as aforesaid, the requisitioner(s), or any of them representing more than one-half of the total voting rights of all of them, may themselves convene the meeting. Any meeting so convened shall not be held after the expiration of 3 months from the date of the deposit of the requisition.

A meeting so convened by the requisitioner(s) shall be convened in the same manner, as nearly as possible, as that in which meetings are to be convened by the Directors.

Any reasonable expenses incurred by the requisitioner(s) by reason of the failure of the Directors to duly convene a meeting shall be repaid to the requisitioner(s) by the Company.

Putting forward proposals at general meetings

Shareholders representing not less than 2.5% of the total voting rights of all shareholders, or not less than 50 shareholders, who are entitled to vote on a resolution at a general meeting, may:

- put forward a proposal at a general meeting
- circulate to other shareholders a written statement with respect to matters to be dealt with at a general meeting

Shareholders may refer to section 580 of the Companies Ordinance (Chapter 622 of the Laws of Hong Kong) for further details on the shareholder qualifications and the procedures and timeline in connection with the above.

Submission of enquiries to the Board

Shareholders may send their enquiries requiring the Board's attention to the Company Secretary at the Company's registered office at 26th Floor, Dah Sing Financial Centre, 248 Queen's Road East, Wan Chai, Hong Kong. Questions about the procedures for convening or putting forward proposals at an AGM or EGM may also be put to the Company Secretary.

Shareholders Communication Policy

The Board recognizes the importance of maintaining an ongoing dialogue with the Company's shareholders and has adopted a Shareholders Communication Policy which sets out the framework to promote effective communication with shareholders and to enable them to engage actively with the Company and exercise their rights as shareholders in an informed manner and is subject to review on an annual basis to ensure its effectiveness.

The Company communicates with its shareholders and the investment community through a wide range of channels and means including publications (e.g. annual reports, interim reports, notices, circulars, and announcements), website (e.g. publication posted on the Company's website including the ESG reports), and in person (attending shareholders meetings and analyst briefings or press conference).

Having taken note of the multiple channels in place for shareholders to communicate their views, the Board considered that the Shareholders Communication Policy was appropriate and effective.

The Policy is available on the website of Dah Sing Bank (www.dahsing.com).

Dividend Policy

The Company's dividend policy aims to pay sustainable dividends over time. In determining dividend distribution, the Company takes into account factors such as general business conditions, financial results, business growth prospects, capital requirements, regulatory requirements applicable to the Company's businesses, shareholders' interests and any other factors the Directors consider to be relevant.

組織章程文件

於2023年，本公司並無變更其組織章程文件。

公司秘書

公司秘書向董事會負責，以確保董事會程序獲得遵守及董事會活動能有效率和有效益地進行。該等目標乃透過嚴謹遵守董事會程序以及適時編製及發送董事會會議議程及文件予董事而得以達成。所有董事會會議及董事委員會會議的會議記錄均妥為編製及保存，以充分詳盡記錄董事會或董事委員會所考慮的事項及所達致的決定，包括任何董事提出的關注事項或表達的不同觀點。所有董事會會議及董事委員會會議記錄草擬本及定稿均會適時寄發予董事或董事委員會成員作意見提出、批准及記錄。董事會記錄可應要求供任何董事查閱。

所有董事均可向公司秘書提出諮詢及獲取服務。公司秘書具備《上市規則》第3.28條項下規定之相關資格及經驗。截至2023年12月31日止財政年度，公司秘書已接受不少於15個小時之相關專業培訓，以更新其技能及知識。

持續關連交易

就財務報表附註43載列之持續關連交易而言，本公司之全體獨立非執行董事已審閱上述交易並確認上述交易乃於下述情況進行：

- (1) 依本公司之日常及慣常業務運作；
- (2) 按正常商業條款；及
- (3) 根據有關交易的協議條款，而有關條款屬公平合理，並且符合本公司之利益。

此外，本公司已委任其外聘核數師羅兵咸永道按照香港會計師公會頒佈之香港鑒證業務準則第3000號「非審核或審閱過往財務資料之鑒證工作」之規定，並參照實務說明第740號「關於香港上市規則所述持續關連交易之核數師函件」，審查本公司之持續關連交易並提交報告。根據《上市規則》第14A.56條，羅兵咸永道已就財務報表附註43所載之持續關連交易之審查結果及結論，發出無保留意見之報告書。本公司需將核數師報告書之副本提交予香港聯合交易所有限公司。

CONSTITUTIONAL DOCUMENTS

The Company has not changed its constitutional documents in 2023.

COMPANY SECRETARY

The Company Secretary is accountable to the Board for ensuring that Board procedures are followed and Board activities are efficiently and effectively conducted. These objectives are achieved through adherence to proper Board processes and the timely preparation and dissemination to Directors comprehensive Board meeting agendas and papers. Minutes of all meetings of the Board and Board Committees are prepared and maintained to record in sufficient details the matters considered and decisions reached by the Board or Board Committees, including any concerns raised or dissenting views voiced by any Director. All draft and final minutes of Board meetings and meetings of Board Committees are sent to Directors or Board Committee members as appropriate for comments, approval and records. Board records are available for inspection by any Director upon request.

All Directors have access to the advice and services of the Company Secretary who possesses the relevant qualifications and experience pursuant to the requirements of Rule 3.28 of the Listing Rules. The Company Secretary had taken more than 15 hours of relevant professional training to update his skills and knowledge during the financial year ended 31 December 2023.

CONTINUING CONNECTED TRANSACTIONS

In respect of the continuing connected transactions as set out in Note 43 to the financial statements, all the INEDs of the Company have reviewed the said transactions and confirmed that the said transactions have been entered into:

- (1) in the ordinary and usual course of business of the Company;
- (2) on normal commercial terms; and
- (3) in accordance with the relevant agreements governing them on terms that are fair and reasonable and in the interests of the Company.

Further, the Company has engaged its external auditors, PwC, to report on the Company's continuing connected transactions in accordance with Hong Kong Standard on Assurance Engagements 3000 "Assurance Engagements Other Than Audits or Reviews of Historical Financial Information" and with reference to Practice Note 740 "Auditor's Letter on Continuing Connected Transactions under the Hong Kong Listing Rules" issued by the Hong Kong Institute of Certified Public Accountants. PwC has issued an unqualified letter containing their findings and conclusions in respect of the continuing connected transactions set out in Note 43 to the financial statements in accordance with Rule 14A.56 of the Listing Rules. A copy of the auditor's letter needs to be submitted by the Company to The Stock Exchange of Hong Kong Limited.

環境、社會及管治

本集團除專注於業務策略性發展外，亦積極應對有關環境、社會及管治(ESG)舉措以完善本集團於業務經營及持份者參與中的責任。本集團致力推動環境保護、企業可持續發展及提升社區參與。

可持續發展考量已融入於我們的業務策略及營運當中，本集團致力緊貼不斷變化的市場趨勢及積極地提高可持續發展的常規。本集團的ESG策略指導其在以下主要範疇的可持續發展焦點及努力，以推動持續改進及創造一個更可持續發展及富有活力的企業及社會。

ESG之管治 — 在董事會監管下，建立ESG的定位

管治	在ESG的監督和策略實施方面，建立明確的問責制度
溝通	就我們的ESG計劃，定期與內、外持份者保持溝通
報告	持續改善披露質素及表現追蹤水平

市場 — 以綠色及可持續銀行業務為先，專注服務中小企

綠色及可持續銀行	提升綠色及可持續銀行業務能力及相關意識，積極開發更多綠色產品
支持中小企	主動接觸及協助中小企實現環境、社會及管治轉型
以客户為中心	提升客戶體驗，加強以客為本的精神
數碼化	透過數碼轉型，改善客戶體驗及日常營運

工作環境 — 建立積極參與的團隊，提升僱員忠誠度

文化及道德操守	促進道德操守，維護本集團的文化及價值觀
培訓及發展	提升員工的組織及領導能力，以迎接未來挑戰
健康及福祉	宣揚健康意識，提供靈活及健康的工作環境

社區 — 豐富社區策略，擴大對社會的貢獻

青少年教育	以STEAM(科學、科技、工程、藝術及數學)及基層兒童教育為重點，支持青少年教育
青少年體育	透過推廣體育，培育青少年全面發展
環境、社會及管治意識	提高社區對環境、社會及管治的意識，從而促進可持續發展
義工服務	鼓勵員工參與義工服務，回饋社會

環境 — 提升對環境關鍵績效指標的關注，以達致策略性影響及提高營運效率

環境足跡	減少我們的環境足跡，並鼓勵供應商秉持同一理念
無紙化	透過流程數碼化及鼓勵客戶採用數碼平台，減少紙張消耗
員工意識及參與	向員工宣揚環保意識，鼓勵綠色工作模式

ENVIRONMENT, SOCIAL AND GOVERNANCE

In addition to focusing on the strategic development of its businesses, the Group embraces its responsibilities for the advancement of Environmental, Social and Governance (“ESG”) initiatives in the way it conducts its businesses and how it engages its stakeholders. The Group actively strives to promote environmental protection, corporate sustainability and engage with communities.

Sustainability considerations are embedded in our business strategy and operations. The Group strives to stay abreast of evolving market trends and enhances the sustainability practices proactively. The Group’s ESG strategy guides its sustainability focus and efforts in the key areas outlined below to drive continuous improvements and to create a more sustainable and resilient future for itself as well as our society at large.

ESG Governance — Establish ESG positioning under Board’s oversight

Governance Establish clear accountability on ESG oversight and strategy implementation

Communication Regularly communicate our ESG initiatives to our internal and external stakeholders

Reporting Continuously improve disclosure quality and performance tracking

Marketplace — Prioritise Green and Sustainable Banking (“GSB”) and differentiate with small and medium enterprises (“SMEs”) focus

Green and Sustainable Banking Build capacity, raise GSB awareness and establish our green product shelves

SME Support Increase outreach to and assist SMEs in ESG transition

Customer Focus Improve customer experience and reinforce customer centricity

Digitalisation Optimise customer experience and operational impact through digital transformation

Workplace — Build an engaged workforce to enhance employee loyalty

Culture and Ethical Behaviours Promote ethical behaviours to uphold the Group’s Culture and Values

Training and Development Enhance organisation and leadership capabilities for future-ready workforce

Health and Well-being Promote health awareness and provide flexible and healthy work environment

Community — Enrich our community strategy to enhance impact

Youth Education Support youth education with a focus on STEAM (Science, Technology, Engineering, Art and Mathematics) and targeting under-privileged children

Youth Sports Promote sports as a means of nurturing all-round youth development

ESG Awareness Raise the awareness of ESG matters in the community for promoting sustainable development

Volunteering Engage our employees to contribute to the society through volunteering activities

Environment — Sharpen our focus on environmental Key Performance Indicators for strategic impact and operational efficiency

Environmental Footprint Reduce our environmental footprint and influence our supply chain

Paperless Reduce paper consumption through digitalising operational processes and engaging customers on digital adoption

Staff Awareness and Engagement Promote environmental conservation to our staff for a greener planet

我們不斷尋求將我們的ESG策略融入本集團的業務目標當中，並有效地分配資源，為我們的持份者創造價值及促進有利於各方面的可持續發展。於2023年，本集團在業務決策及行動中有系統地落實ESG策略，本集團的主要成就如下：

市場：

- 實施**綠色評估**框架，以此作為**7個**高碳排放行業貸款人的業務往來標準
- 大新銀行及澳門商業銀行分別增設**9隻及5隻額外ESG投資基金**，為投資者提供更多基金選擇
- 憑藉透過自行研發的人工智能產品推薦引擎「**Next Best Action**」分析客戶的財務習慣及預測其金融需求，榮獲「**2023香港資訊及通訊科技獎－金融科技獎(科技應用方案)**」優異證書
- 於2023年完成**數碼銀行系統升級改造**，重點透過創新解決方案提升客戶體驗及擴展平台交易能力

工作環境：

- 推出**首個大新文化園地**平台，提升員工對集團文化及價值觀的認識
- 氣候相關風險以及綠色及可持續金融培訓時數達703小時
- 獲凝動香港體育基金舉辦「**企業『一』起動**」嘉許計劃認可，表揚本集團**鼓勵員工於公餘時進行體育運動**及與本地慈善團體及社區合作以支持運動員
- 於2023年提供92,814小時的員工培訓

社區：

- 1,206名**義工**貢獻共3,633個小時的義工服務
- 1,359人受惠於我們的社區計劃及活動
- 大新慈善籃球挑戰賽的參加者已增加**69%**，為愛心聖誕大行動籌款
- 與香港中華基督教青年會合辦為期5個月的「**元宇宙藝術創作課程2023**」，為香港80名中小學生提供**藝術科技培訓**、沉浸式數碼藝術體驗及公眾數碼藝術展示
- 澳門商業銀行與中國澳門保齡球總會合辦並與澳門保險共同贊助青少年保齡球訓練計劃予年齡為**10-18歲**的32名本地學生，當中**16名**出色的訓練學員受邀參加澳門商業銀行保齡球公開賽，賽事共吸引**144名**參賽者

環境：

- **5,216**名客戶透過參與Mastercard的「**Priceless Planet Coalition**」計劃種植了5,216棵樹，減少紙張消耗
- 把兩間香港分行的傳統照明裝置更換為LED燈
- 用紙量較2020年的基準減少17%

2023年ESG報告提供本集團於年內在ESG之措施、計劃及表現的年度最新情況。年內，本集團已遵守《上市規則》附錄C2所載的《環境、社會及管治報告指引》中截至2023年12月31日財政年度所有適用的披露要求及條文。此外，ESG報告亦參照國際財務報告準則可持續披露準則第2號－氣候相關披露的規定編製。有關本集團年內可持續發展舉措之詳情請參閱本集團2023年環境、社會及管治報告(登載於大新銀行網站(www.dahsing.com))(關於我們－環境、社會及管治－ESG報告及成就))。

We continuously seek to integrate our ESG Strategy into the Group's overarching business objectives. We aim to efficiently allocate resources to maximise value creation for our stakeholders and fostering sustainable growth which benefits all parties involved. In 2023, the Group systematically implemented its ESG strategy in its business decisions and actions with notable achievements made across the Group as outlined below:

Marketplace:

- Commenced the implementation of **greenness assessment** framework as an onboarding criteria for borrowers in 7 carbon-intensive industries
- Rolled out **9 and 5 additional ESG investment funds** in Dah Sing Bank and Banco Comercial de Macau ("BCM") respectively to offer more fund choices
- Launched and developed a proprietary product recommendation engine, "**Next Best Action**", which analyses our customers' financial habits to predict their financial needs and was awarded the **Certificate of Merit in "Hong Kong Information ICT Awards 2023 – Fintech (Applied Solutions) Award"**
- Completed a programme of **digital banking platform upgrade** in 2023, which focused on enhancing customer experience through innovative solutions and expanding transaction capabilities on the platform

Workplace:

- Launched **the first Dah Sing Cultureland** platform to foster staff awareness and understanding of our culture and values
- Provided 703 hours of training to equip employees with knowledge regarding **climate-related risk and green and sustainable finance**
- Award recognition in the "SportsHour Company Scheme" by the Inspiring Hong Kong Sports Foundation for **promoting physical activities of employees** outside the workplace, as well as engaging with local charities and communities to support athletes
- 92,814 training hours conducted in 2023

Community:

- A total of 1,206 **volunteers** contributed 3,633 **volunteering hours**
- 1,359 **individuals** benefited from our community programmes and activities
- Expanded the scale of Dah Sing Charity Score Challenge by **69%** in number of participants, to raise funds for Operation Santa Claus
- Co-organised a five-month "**Metaverse ArtTech Creation Course 2023**" with Chinese YMCA of Hong Kong to provide ArtTech training, immersive digital art experiences, and a public digital art display to around 80 primary and secondary students
- BCM collaborated with Macau China Bowling Association and co-sponsored the Youth Bowling Training Programme with Macau Insurance Company for 32 local students aged 10–18 years old, of which 16 outstanding performers joined as contestants to the BCM Bowling Open Competition which attracted 144 contestants

Environment:

- Engaged **5,216** customers to reduce paper consumption through Mastercard Priceless Planet Coalition Programme and contributed to planting of 5,216 trees as a result
- Replaced fluorescent tubes with energy-efficient LED lighting in two branches in Hong Kong
- 17% reduction in paper usage, compared to 2020

The ESG Report 2023 provides an annual update on the initiatives, plans and performance of the Group in ESG aspects during the year. During the year, the Group has complied with all applicable disclosure requirements and provisions of the ESG Reporting Guide set out in Appendix C2 of the Listing Rules in respect of the financial year ended 31 December 2023. In addition, the ESG Report 2023 is prepared with reference to the IFRS S2 Climate-related Disclosures. For more details of the Group's sustainability initiatives during the year, please refer to the Group's Environmental, Social and Governance Report 2023, which is published on the website of Dah Sing Bank (www.dahsing.com) (About Us – Environmental, Social and Governance (ESG) – ESG Report & Achievement).

董事會謹提呈截至2023年12月31日止年度之報告及經審核之綜合財務報表。

主要業務及營運之分項分析

大新銀行集團有限公司(「本公司」)之主要業務為銀行投資控股。而附屬公司之主要業務則見綜合財務報表附註26。本報告期按業務及區域分項之本公司及其附屬公司(「本集團」)業績表現分析載於綜合財務報表附註6。

暫停辦理股東登記

為釐定股東有權出席應屆之股東週年大會並於會上投票：

截止辦理股份過戶時間 2024年5月27日(星期一)下午4時30分

暫停辦理股東登記手續(包括首尾兩天) 2024年5月28日(星期二)至2024年5月31日(星期五)

記錄日期 2024年5月31日(星期五)

股東週年大會 2024年5月31日(星期五)

為釐定股東有權獲派發建議之末期股息*：

截止辦理股份過戶時間 2024年6月6日(星期四)下午4時30分

暫停辦理股東登記手續(包括首尾兩天) 2024年6月7日(星期五)至2024年6月12日(星期三)

記錄日期 2024年6月12日(星期三)

末期股息預期派發日期 2024年6月20日(星期四)

(*有待股東於應屆之股東週年大會批准)

在暫停辦理股東登記期間，本公司將暫停辦理股份過戶登記手續。所有股份過戶文件連同相關股票必須在有關之截止辦理股份過戶時間前送達本公司之股份登記處香港中央證券登記有限公司辦理過戶手續，地址為香港灣仔皇后大道東183號合和中心17樓1712至1716室。

業績及盈餘分配

本集團截至2023年12月31日止年度之業績載於第113頁之綜合收益賬內。

董事會宣派中期股息每股0.11港元，共派現金154,632,734.52港元，已於2023年9月21日派發各股東。

董事會建議派發末期現金股息每股0.49港元，合共688,818,544.68港元。

The Directors submit their report together with the audited consolidated financial statements for the year ended 31 December 2023.

PRINCIPAL ACTIVITIES AND SEGMENT ANALYSIS OF OPERATIONS

The principal activity of Dah Sing Banking Group Limited (the “Company”) is banking investment holding. The principal activities of the subsidiaries are shown in Note 26 to the consolidated financial statements. An analysis of the performance of the Company and its subsidiaries (the “Group”) for the reporting period by business and geographical segments are set out in Note 6 to the consolidated financial statements.

CLOSURE OF REGISTER OF SHAREHOLDERS

For determining shareholders’ right to attend and vote at the forthcoming annual general meeting:

Latest time to lodge transfers	4:30 p.m. on 27 May 2024 (Monday)
Closure of Register of Shareholders (both days inclusive)	28 May 2024 (Tuesday) to 31 May 2024 (Friday)
Record date	31 May 2024 (Friday)
Annual General Meeting	31 May 2024 (Friday)

For determining shareholders’ entitlement to receive the proposed final dividend*:

Latest time to lodge transfers	4:30 p.m. on 6 June 2024 (Thursday)
Closure of Register of Shareholders (both days inclusive)	7 June 2024 (Friday) to 12 June 2024 (Wednesday)
Record date	12 June 2024 (Wednesday)
Expected final dividend payment date	20 June 2024 (Thursday)

(*subject to shareholders’ approval at the forthcoming annual general meeting)

During the periods of the closure of Register of Shareholders, no share transfers will be registered. For registration, all transfer documents accompanied by the relevant share certificates must be lodged with the Company’s share registrar, Computershare Hong Kong Investor Services Limited, Shops 1712-1716, 17th Floor, Hopewell Centre, 183 Queen’s Road East, Wan Chai, Hong Kong before the relevant latest time to lodge transfers.

RESULTS AND APPROPRIATIONS

The results of the Group for the year ended 31 December 2023 are set out in the consolidated income statement on page 113.

The Board declared an interim dividend of HK\$0.11 per share and a total of HK\$154,632,734.52 in cash was paid on 21 September 2023.

The Directors recommend the payment of a final dividend of HK\$0.49 per share in cash, totalling HK\$688,818,544.68.

業務回顧

本集團之業務回顧及對本集團未來業務發展之討論及分析載於本年報之「主席報告書」及「業務回顧」內。本集團可能面對之主要風險及不明朗因素之概述亦載於本年報之「主席報告書」及「業務回顧」內。財務風險管理之目標及政策以及本集團風險管理架構及機制列於本年報之「綜合財務報表附註」內。於年結日後發生而影響本公司之重要事件資料(如有)載於「綜合財務報表附註」內。利用財務主要表現指標以分析本集團年內之表現於本年報之「業務回顧」內提供。此外，本集團之環境政策及表現以及與主要持份者之關係及遵守對本集團有重大影響的有關法例及規則載於本年報之「企業管治報告」及2023年環境、社會及管治報告(「2023年環境、社會及管治報告」)內。「綜合財務報表附註」亦載有本集團管理架構及機制之概況，以確保本集團遵守相關之各項法例及規則。以上部份構成本董事會報告書之一部份。

2023年環境、社會及管治報告為獨立編制報告並與本年報同時發佈，以及登載於香港交易及結算所有限公司網站(www.hkexnews.hk)及大新銀行網站(www.dahsing.com)。

本年度已發行之股份

本公司本年度已發行股份之詳情載於綜合財務報表附註38。

捐款

本集團本年度之慈善及其他捐款共1,929,000港元。

董事

本年度內及直至本報告書日期止本公司董事芳名：

王守業
主席

黃漢興
副主席、董事總經理兼行政總裁

史習陶*

陳勝利*
(於2024年1月2日退任)

裴布雷*

譚偉雄*

衛皓民*
(於2024年1月2日起獲委任)

陳霞芳*
(於2024年1月2日起獲委任)

張建生*
(於2024年1月2日起獲委任)

王伯凌

麥曉德
副行政總裁

* 獨立非執行董事

董事黃漢興先生及裴布雷先生將按照本公司組織章程細則第107條輪值告退，合資格並願意在應屆之股東週年大會上膺選連任。

於2024年1月2日獲委任為獨立非執行董事之衛皓民先生、陳霞芳女士以及張建生先生，其任期將根據本公司組織章程細則第112條留任直至應屆之股東週年大會結束，合資格並願意在股東週年大會上膺選連任。

BUSINESS REVIEW

A review of the business of the Group and a discussion and analysis on the Group's future business development are provided in the "Chairman's Statement" and the "Review of Operations" of this Annual Report. Description of the principal risks and uncertainties that the Group may be facing can also be found in the "Chairman's Statement" and the "Review of Operations" of this Annual Report. The objectives and policies of financial risk management and the risk management structure and framework of the Group can be found in the "Notes to the Consolidated Financial Statements" of this Annual Report. Particulars of important events affecting the Company that have occurred since the end of the financial year (if any) can be found in the "Notes to the Consolidated Financial Statements". An analysis of the Group's performance during the year using financial key performance indicators is provided in the "Review of Operations" of this Annual Report. In addition, discussions on the Group's environmental policies and performance and also relationships with the key stakeholders and compliance with relevant laws and regulations which have a significant impact on the Group can be found in the "Corporate Governance Report" of this Annual Report and the 2023 Environmental, Social and Governance Report (the "2023 ESG Report"). The "Notes to the Consolidated Financial Statements" also contain description of the management structures and framework to ensure compliance with various laws and regulations which are applicable to the Group. The above sections form part of this Report of the Directors.

The 2023 ESG Report is issued as a separate report concurrently with this Annual Report and both reports are also published on the websites of Hong Kong Exchanges and Clearing Limited (www.hkexnews.hk) and Dah Sing Bank (www.dahsing.com).

SHARES ISSUED IN THE YEAR

Details of the shares of the Company issued during the year are shown in Note 38 to the consolidated financial statements.

DONATIONS

During the year, the Group made charitable and other donations amounting to HK\$1,929,000.

DIRECTORS

The Directors of the Company during the year and up to the date of this report are:

David Shou-Yeh Wong

Chairman

Hon-Hing Wong (Derek Wong)

Vice Chairman, Managing Director and Chief Executive

Robert Tsai-To Sze*

Seng-Lee Chan*

(retired on 2 January 2024)

Blair Chilton Pickerell*

David Wai-Hung Tam*

Paul Franz Winkelmann*

(appointed with effect from 2 January 2024)

Nancy Ha-Fong Chan*

(appointed with effect from 2 January 2024)

Kin-Sang Cheung (Alex Cheung)*

(appointed with effect from 2 January 2024)

Gary Pak-Ling Wang

Nicholas John Mayhew

Deputy Chief Executive

* *Independent Non-Executive Directors*

The Directors retiring by rotation in accordance with Article 107 of the Company's Articles of Association are Mr. Hon-Hing Wong (Derek Wong) and Mr. Blair Chilton Pickerell who, being eligible, offer themselves for re-election at the forthcoming annual general meeting.

Mr. Paul Franz Winkelmann, Ms. Nancy Ha-Fong Chan and Mr. Kin-Sang Cheung (Alex Cheung) who were appointed as Independent Non-Executive Directors on 2 January 2024 will hold office until the forthcoming annual general meeting in accordance with Article 112 of the Company's Articles of Association and, being eligible, offer themselves for re-election at the annual general meeting.

本公司已收到各獨立非執行董事就其於年內在任董事會的持續獨立性作出的年度確認函。本公司對他們的獨立性表示認同。

在應屆之股東週年大會重選之董事的資料，載於連同本年報寄發予股東的通函內。

董事資料之變動

根據《上市規則》第13.51B(1)條，自刊發本公司2023年中期業績報告起(或，如適用，就於其後獲委任的董事而言，則自獲委任為本公司董事之公佈日期)至本年報日期止，董事須披露資料的變動如下：

(甲) 王守業先生

主席

- 由2024年1月1日起辭任大新金融集團有限公司和大新銀行有限公司之提名及薪酬委員會成員，及由2024年1月2日起辭任本公司之提名及薪酬委員會成員

(乙) 黃漢興先生

副主席、董事總經理兼行政總裁

- 固定薪酬由2024年1月1日起每月減少145,300港元

(丙) 王伯凌先生

執行董事

- 由2023年11月6日起獲委任為大新銀行(中國)有限公司之董事長
- 由2024年1月1日起獲委任為大新金融集團有限公司和大新銀行有限公司之提名及薪酬委員會成員，及由2024年1月2日起獲委任為本公司之提名及薪酬委員會成員

(丁) 史習陶先生

獨立非執行董事

- 由2024年1月1日起辭任大新金融集團有限公司和大新銀行有限公司之審核委員會主席及由2024年1月2日起辭任本公司之審核委員會主席，並繼續擔任該等公司審核委員會成員
- 由2024年1月1日及2024年1月2日起分別獲委任為大新銀行有限公司及本公司之提名及薪酬委員會主席
- 董事袍金由2024年1月1日起調整至每年790,000港元(包括一間附屬公司之薪酬)

(戊) 譚偉雄先生

獨立非執行董事

- 由2024年1月1日及2024年1月2日起分別獲委任為大新銀行有限公司及本公司之提名及薪酬委員會成員
- 由2024年1月1日起辭任大新銀行有限公司之風險管理及合規委員會成員
- 董事袍金由2024年1月1日起調整至每年520,000港元

(己) 張建生先生

獨立非執行董事

- 由2023年12月31日起不再擔任銀行業培訓諮詢委員會委員
- 自2024年2月1日起出任世界綠色組織董事會主席

除上文所披露外，並無其他資料須根據《上市規則》第13.51B(1)條作出披露。

The Company has received an annual confirmation from each of the Independent Non-Executive Directors as regards their continued independence while serving as members of the Board of Directors during the year. The Company still considers all the Independent Non-Executive Directors to be independent.

Details of the Directors to be re-elected at the forthcoming annual general meeting are set out in the circular to the shareholders sent together with this Annual Report.

CHANGES IN INFORMATION WITH REGARD TO DIRECTORS

Pursuant to Rule 13.51B(1) of the Listing Rules, changes in information required to be disclosed by the Directors since the publication of the 2023 Interim Report of the Company (or, where applicable as regards Director appointed subsequent thereto, since the date of announcement for appointment) and up to the date of this Annual Report are set out below:

(a) Mr. David Shou-Yeh Wong

Chairman

- Stepped down as a member of the Nomination and Remuneration Committee of Dah Sing Financial Holdings Limited and Dah Sing Bank, Limited with effect from 1 January 2024 and the Company with effect from 2 January 2024

(b) Mr. Hon-Hing Wong (Derek Wong)

Vice Chairman, Managing Director and Chief Executive

- Decrease of fixed remuneration by HK\$145,300 per month with effect from 1 January 2024

(c) Mr. Gary Pak-Ling Wang

Executive Director

- Appointed as the Chairman of Dah Sing Bank (China) Limited with effect from 6 November 2023
- Appointed as a member of the Nomination and Remuneration Committee of Dah Sing Financial Holdings Limited and Dah Sing Bank, Limited with effect from 1 January 2024 and the Company with effect from 2 January 2024

(d) Mr. Robert Tsai-To Sze

Independent Non-Executive Director

- Stepped down as the Chairman of the Audit Committee and remains as a member of the Audit Committee of Dah Sing Financial Holdings Limited and Dah Sing Bank, Limited with effect from 1 January 2024 and the Company with effect from 2 January 2024
- Appointed as the Chairman of the Nomination and Remuneration Committee of Dah Sing Bank, Limited with effect from 1 January 2024 and the Company with effect from 2 January 2024
- Director's fee revised to HK\$790,000 per annum (including remuneration from a subsidiary) with effect from 1 January 2024

(e) Mr. David Wai-Hung Tam

Independent Non-Executive Director

- Appointed as a member of the Nomination and Remuneration Committee of Dah Sing Bank, Limited and the Company with effect from 1 January 2024 and 2 January 2024 respectively
- Resigned as a member of the Risk Management and Compliance Committee of Dah Sing Bank, Limited with effect from 1 January 2024
- Director's fee revised to HK\$520,000 per annum with effect from 1 January 2024

(f) Mr. Kin-Sang Cheung (Alex Cheung)

Independent Non-Executive Director

- Ceased as a member of the Banking Industry Training Advisory Committee on 31 December 2023
- Took up the Chairman role of the Board of Governors of World Green Organisation with effect from 1 February 2024

Save as disclosed above, there is no other information required to be disclosed pursuant to Rule 13.51B(1) of the Listing Rules.

董事服務合約

建議重選之董事與本公司或其任何附屬公司概無簽訂不可於1年內在不予賠償(法定賠償除外)的情況下終止的服務合約。

附屬公司董事

本年度內及直至本董事會報告書日期止，出任本公司附屬公司董事會之全部董事名單列於本董事會報告書隨後之「附屬公司董事」一節內。

董事及行政總裁權益

於2023年12月31日，根據《證券及期貨條例》第XV部，本公司之董事及行政總裁所持有本公司或其任何相聯法團(定義見《證券及期貨條例》第XV部)而須向本公司及香港聯合交易所有限公司(「香港交易所」)申報之股份、相關股份及債券的權益(包括按照《證券及期貨條例》之規定而擁有或視作擁有之權益及淡倉)，或按《證券及期貨條例》規定而設置之登記冊所載，或因遵照《上市發行人董事進行證券交易的標準守則》及本公司所採納之董事證券交易守則(合稱「證券標準守則」)而須知會本公司及香港交易所之權益及淡倉如下：

董事	本公司普通股股份／相關股份數目				佔已發行 股份總數之 權益百分比
	個人權益	法團權益	其他權益	合計權益	
王守業	-	1,045,626,955 ⁽¹⁾	-	1,045,626,955	74.38%
王伯凌	2,884,691 ⁽²⁾⁽⁴⁾	-	-	2,884,691	0.21%
麥曉德	4,491,076 ⁽³⁾⁽⁴⁾	-	-	4,491,076	0.32%

董事	大新金融集團有限公司普通股股份／相關股份數目				佔已發行 股份總數之 權益百分比
	個人權益	法團權益	其他權益	合計權益	
王守業	173,460 ⁽⁵⁾	137,285,682 ⁽⁶⁾	-	137,459,142	43.01%
黃漢興	39,771 ⁽⁵⁾	-	-	39,771	0.01%
王伯凌	107,063 ⁽⁵⁾	-	-	107,063	0.03%
麥曉德	197,986 ⁽⁵⁾	-	-	197,986	0.06%

董事	重慶銀行股份有限公司普通股股份／相關股份數目(A股)				佔已發行 股份總數之 權益百分比
	個人權益	法團權益	其他權益	合計權益	
黃漢興	7,100	-	-	7,100	0.00%

DIRECTORS' SERVICE CONTRACTS

None of the Directors proposed for re-election has a service contract with the Company or any of its subsidiaries which is not determinable within 1 year without payment of compensation, other than statutory compensation.

DIRECTORS OF SUBSIDIARIES

A list of the names of all the directors who have served on the boards of the subsidiaries of the Company during the year and up to the date of this Report of the Directors is provided in the "Directors of Subsidiaries" section which follows this Report of the Directors.

INTERESTS OF DIRECTORS AND CHIEF EXECUTIVE

As at 31 December 2023, the interests and short positions of the Directors and the Chief Executive of the Company in the shares, underlying shares and debentures of the Company or any of its associated corporations (within the meaning of Part XV of the Securities and Futures Ordinance ("SFO")) which were required to be notified to the Company and The Stock Exchange of Hong Kong Limited (the "SEHK") pursuant to Part XV of the SFO (including interests and short positions which they have taken on or are deemed to have acquired under such provisions of the SFO), or which were required pursuant to the SFO, to be entered in the register referred to therein, or as otherwise required to be notified to the Company and the SEHK pursuant to the Model Code for Securities Transactions by Directors of Listed Issuers and the code of conduct for directors' securities dealing adopted by the Company (collectively the "Securities Model Code") were as follows:

Directors	Number of ordinary shares/underlying shares of the Company				Percentage of interests in the total number of issued shares
	Personal interests	Corporate interests	Other interests	Total interests	
David Shou-Yeh Wong	–	1,045,626,955 ⁽¹⁾	–	1,045,626,955	74.38%
Gary Pak-Ling Wang	2,884,691 ⁽²⁾⁽⁴⁾	–	–	2,884,691	0.21%
Nicholas John Mayhew	4,491,076 ⁽³⁾⁽⁴⁾	–	–	4,491,076	0.32%

Directors	Number of ordinary shares/underlying shares of Dah Sing Financial Holdings Limited				Percentage of interests in the total number of issued shares
	Personal interests	Corporate interests	Other interests	Total interests	
David Shou-Yeh Wong	173,460 ⁽⁵⁾	137,285,682 ⁽⁶⁾	–	137,459,142	43.01%
Hon-Hing Wong (Derek Wong)	39,771 ⁽⁵⁾	–	–	39,771	0.01%
Gary Pak-Ling Wang	107,063 ⁽⁵⁾	–	–	107,063	0.03%
Nicholas John Mayhew	197,986 ⁽⁵⁾	–	–	197,986	0.06%

Director	Number of ordinary shares/underlying shares of Bank of Chongqing Co., Ltd. – A shares				Percentage of interests in the total number of issued shares
	Personal interests	Corporate interests	Other interests	Total interests	
Hon-Hing Wong (Derek Wong)	7,100	–	–	7,100	0.00%

註：

- (1) 該等股份包括大新金融集團有限公司(「大新金融」)持有本公司74.37%控制權益，而根據《證券及期貨條例》第XV部的定義因王守業擁有大新金融43.01%實益權益而被視作間接擁有本公司股份之法團權益，以及由王守業擁有控制權之公司所持有之本公司股份權益。
- (2) 個人權益包括(a)本公司934,691股普通股股份權益，(b)有關本公司450,000股相關股份之認股權權益(如「本公司及相聯法團之股份計劃」一節所披露)；及(c)本公司授出有關以現金結算以股份為基礎之獎勵權利(如下文註(4)所述)而被視作持有本公司1,500,000股之名義相關股份權益。
- (3) 個人權益包括(a)本公司2,541,076股普通股股份權益，(b)有關本公司450,000股相關股份之認股權權益(如「本公司及相聯法團之股份計劃」一節所披露)；及(c)本公司授出有關以現金結算以股份為基礎之獎勵權利(如下文註(4)所述)而被視作持有本公司1,500,000股之名義相關股份權益。
- (4) 本公司於2018年3月20日設立一項以現金結算以股份為基礎之獎勵權利計劃，作為獎勵僱員的長期獎勵計劃。根據該計劃授予的權利，於授予日起計第1個週年分5批平均歸屬並可予以行使。在滿意表現評估因素的前提下，承授人可行使其歸屬的權利。該計劃是一項將承授人的表現與本公司股價掛鈎的遞延現金獎勵計劃，並不會向承授人發行任何本公司股份。
- (5) 個人權益乃根據大新金融股份獎勵計劃授出之獎授股份，詳情載於「本公司及其相聯法團之股份計劃」一節。
- (6) 董事於法團權益乃指由其於股東大會上可控制三分之一或以上投票權之法團所持有之股份及透過家族全權信託旗下公司持有之股份。滙豐國際信託有限公司為家族全權信託受託人，王守業為其授受人。

所有上述權益皆屬好倉。於2023年12月31日，本公司依據《證券及期貨條例》而設置之董事及行政總裁權益及淡倉登記冊內並無董事或行政總裁持有淡倉的記錄。

除上文所披露者以及於「本公司及其相聯法團之股份計劃」一節所披露外，於2023年12月31日，本公司董事或行政總裁及其各自之聯繫人士概無於本公司或其任何相聯法團(定義見《證券及期貨條例》第XV部)之股份、相關股份及債券中擁有已在本公司按《證券及期貨條例》第352條規定備存之登記冊中記錄，或根據證券標準守則已知會本公司及香港交易所之任何權益或淡倉。

Notes:

- (1) Such shares included the indirect corporate interests of David Shou-Yeh Wong in the Company under Part XV of the SFO by virtue of his beneficial interests of 43.01% in Dah Sing Financial Holdings Limited (“DSFH”) which currently holds a controlling interest of 74.37% in the Company and interests in the shares of the Company held through a company controlled by David Shou-Yeh Wong.
- (2) The personal interests comprised of (a) interests in 934,691 ordinary shares of the Company; (b) interests in share options in respect of 450,000 underlying shares of the Company as disclosed under the section headed “Share Schemes of the Company and its Associated Corporation”; and (c) deemed interests in 1,500,000 notional underlying shares of the Company relating to cash-settled share-based incentive options granted by the Company as explained in note (4) below.
- (3) The personal interests comprised of (a) interests in 2,541,076 ordinary shares of the Company; (b) interests in share options in respect of 450,000 underlying shares of the Company as disclosed under the section headed “Share Schemes of the Company and its Associated Corporation”; and (c) deemed interests in 1,500,000 notional underlying shares of the Company relating to cash-settled share-based incentive options granted by the Company as explained in note (4) below.
- (4) The Company had established a cash-settled share-based incentive option scheme as a long-term incentive plan to incentivize employees on 20 March 2018. The rights granted under the scheme shall be exercisable upon vesting in 5 equal tranches commencing from the first anniversary of the date of grant. Subject to the satisfaction of performance appraisal factors, the grantees may exercise their vested options. No shares of the Company will be issued to the grantees of the options under the scheme which is essentially a deferred cash incentive scheme linked to the performance of the grantees and the share price of the Company.
- (5) The personal interests were in respect of share awards granted under the Share Award Scheme of DSFH. Details are set out in the section headed “Share Schemes of the Company and its Associated Corporation”.
- (6) The corporate interests were in respect of shares held by a corporation in which the director controls one third or more of the voting powers at general meetings and shares held by companies under a family discretionary trust. HSBC International Trustee Limited is the trustee of a family discretionary trust of which David Shou-Yeh Wong is the settlor.

All the interests stated above represented long positions. As at 31 December 2023, none of the Directors or Chief Executive of the Company held any short positions as defined under the SFO which are required to be recorded in the register of directors’ and chief executives’ interests and short positions.

Save as disclosed above and the details as disclosed under the section headed “Share Schemes of the Company and its Associated Corporation”, as at 31 December 2023, none of the Directors or Chief Executive of the Company and their respective associates had any interests or short positions in the shares, underlying shares and debentures of the Company or any of its associated corporations (within the meaning of Part XV of the SFO) as recorded in the register required to be kept by the Company pursuant to section 352 of the SFO, or as otherwise notified to the Company and the SEHK pursuant to the Securities Model Code.

本公司及其相聯法團之股份計劃

(甲) 本公司

1. 認股權計劃

於2014年5月27日，本公司股東批准採納認股權計劃（「大新銀行集團認股權計劃」）。

根據香港聯合交易所有限公司證券上市規則（「《上市規則》」）之要求，大新銀行集團認股權計劃概括如下：

(1) 計劃的目的：

計劃的目的旨在招攬、獎勵及挽留高質素行政人員以助集團的業務及擴展。

(2) 計劃的參與人：

計劃合資格參與人包括本公司及其附屬公司之董事及擔任管理職位之僱員。

(3) 計劃中可予發行的股份總數以及其於本董事會報告書日期佔已發行股份總數的百分率：

於本董事會報告書日期，計劃下可予發行之股份數目為70,076,781股，佔本公司已發行股份總數4.99%。

(4) 計劃中每名參與人可獲授權益上限：

任何合資格人士其獲授予認股權可認購之股份若行使後，加上給予其已發行及將發行之股份總數在授予有關認股權包括當日計過往12個月期間超過已發行股份的1%，則不會獲授予認股權。任何進一步授予高於上限之認股權須遵守計劃之條款及受不時修訂之《上市規則》所約束。

(5) 承授人可行使認股權的期限：

行使期由提名及薪酬委員會代表本公司董事會決定，及於授予有關認股權時闡明。股份須於有關認股權授予日起計10年內認購。所有在計劃下授出現有之認股權可於獲授予日期起計第1個至第5個週年分5批平均歸屬並可予以行使。

(6) 授出認股權的歸屬期：

認股權的歸屬期由提名及薪酬委員會代表本公司董事會決定，及於授予時闡明。計劃下授出現有之認股權不得於由授予日期起計1年內行使。

SHARE SCHEMES OF THE COMPANY AND ITS ASSOCIATED CORPORATION

(a) The Company

I. Share option scheme

On 27 May 2014, the shareholders of the Company approved the adoption of a share option scheme (the “DSBG Share Option Scheme”).

In accordance with the requirements of The Rules Governing the Listing of Securities on The Stock Exchange of Hong Kong Limited (the “Listing Rules”), a summary of the DSBG Share Option Scheme is disclosed as follows:

(1) Purpose of the scheme:

The purpose of the scheme is to attract, motivate and retain high quality executives to contribute to the Group’s business and growth.

(2) Participants of the scheme:

Eligible participants of the scheme included directors and employees holding supervisory positions in the Company and its subsidiaries.

(3) Total number of shares available for issue under the scheme and percentage of total number of issued shares as at the date of this Report of the Directors:

The number of shares available for issue under the scheme is 70,076,781 shares, representing 4.99% of the total number of issued shares of the Company as at the date of this Report of the Directors.

(4) Maximum entitlement of each participant under the scheme:

No share options may be granted to any eligible person which, if exercised, would result in such eligible person becoming entitled to subscribe for such number of shares as, when aggregated with the total number of shares already issued or to be issued to him under all share options granted to him in the 12-month period up to and including the offer date of relevant share options, exceed 1% of the shares in issue at such date. Any grant of further share options above the limit shall be subject to the provisions of the scheme and the Listing Rules as amended from time to time.

(5) Period within which the option may be exercised by the grantee:

The exercise period is determined by the Nomination and Remuneration Committee on behalf of the Board of the Company, and is specified when related share options are granted. Shares under the share options must be taken up within 10 years from the date of grant. All the existing share options granted under the scheme shall be exercisable upon vesting in 5 equal tranches between the first and fifth anniversaries from the date of grant.

(6) Vesting period of options granted:

The vesting period is determined by the Nomination and Remuneration Committee on behalf of the Board of the Company, and is specified when related share options are granted. None of the existing share options granted under the scheme shall be exercisable within one year from the date of grant.

- (7) 申請或接受認股權須付金額以及付款或通知付款的期限或償還有關貸款的期限：

接受認股權應支付金額按每份認股權1港元代價認購，及須於授予日起計21天內或在達成其授予條件(如有)之日期內繳訖。

- (8) 獲授認股權的行使價的釐定基準：

每份認股權之行使價乃由提名及薪酬委員會代表本公司董事會以不得寬鬆於《上市規則》第17.03E條規定下，按不低於以下之較高者作釐定：(i)本公司股份在授予日於香

港交易所買賣之收市價；及(ii)本公司股份在緊接授予日前5個營業日於香港交易所買賣之平均收市價。

- (9) 計劃尚餘有效期：

計劃由2014年5月27日起計10年內有效，至2024年5月26日屆滿。

於2023年1月1日及2023年12月31日根據大新銀行集團認股權計劃可授出的認股權數目均為68,876,781股。

大新銀行集團認股權計劃授出之認股權以認購本公司普通股股份之權益及按《上市規則》而須披露之資料如下：

認股權包含之本公司股份數目

承授人	授出日 (日/月/年)	於2023年			2023年內		行使價 (港元)	行使期 ⁽¹⁾ (日/月/年)
		1月1日 尚未行使	2023年內 授出	2023年內 行使	註銷/ 失效/ 沒收	於2023年 12月31日 尚未行使		
董事								
王伯凌	26/04/2018	450,000	-	-	-	450,000	18.24	26/04/2019 - 26/04/2024
麥曉德	26/04/2018	450,000	-	-	-	450,000	18.24	26/04/2019 - 26/04/2024
其他僱員總額⁽²⁾	26/04/2018	300,000	-	-	-	300,000	18.24	26/04/2019 - 26/04/2024

註：

- (1) 所有根據大新銀行集團認股權計劃下授出之認股權於授出日起計第1個至第5個週年分5批平均歸屬後可予以行使。
- (2) 認股權乃授予若干合資格僱員，彼等為本公司主要營運附屬公司的董事、高層管理人員或職員，並為香港僱傭條例下「連續合約」工作的僱員。
- (3) 有關認股權在授出日的公平價值以及所採納之會計準則及政策之釐定詳情載於綜合財務報表附註44。

- (7) Amount payable on application or acceptance of the option and the period within which payments or calls must or may be made or loans for such purpose must be repaid:

The amount payable on acceptance of an option is HK\$1 and must be made within 21 days upon offer of granting of share options or the date on which the conditions (if any) for the offer are satisfied.

- (8) Basis of determining the exercise price of options granted:

The exercise price per option share is concluded by the Nomination and Remuneration Committee on behalf of the Board of the Company on the basis no less exacting than the requirement set out in Rule 17.03E of the Listing Rules and is determined as no less than the higher of (i) the closing price of the Company's

shares traded on the SEHK on the date of grant; and (ii) the average closing price of the Company's shares traded on the SEHK for the 5 business days immediately preceding the date of grant.

- (9) Remaining life of the scheme:

The scheme shall be valid and effective for a period of 10 years commencing from 27 May 2014 and expiring at the close of 26 May 2024.

The number of share options available for grant under the DSBG Share Option Scheme as at both 1 January 2023 and 31 December 2023 was 68,876,781.

The particulars of interests in options to subscribe for ordinary shares of the Company granted under the DSBG Share Option Scheme and information that is required to be disclosed in accordance with the Listing Rules are set out below:

Grantee	Date of grant (D/M/Y)	Number of the Company's shares underlying the options					Exercise price (HK\$)	Exercise period ⁽¹⁾ (D/M/Y)
		Outstanding as at 1/1/2023	Granted during 2023	Exercised during 2023	Cancelled/ lapsed/ forfeited during 2023	Outstanding as at 31/12/2023		
Directors								
Gary Pak-Ling Wang	26/04/2018	450,000	-	-	-	450,000	18.24	26/04/2019 – 26/04/2024
Nicholas John Mayhew	26/04/2018	450,000	-	-	-	450,000	18.24	26/04/2019 – 26/04/2024
Aggregate of other employees⁽²⁾	26/04/2018	300,000	-	-	-	300,000	18.24	26/04/2019 – 26/04/2024

Notes:

- (1) All the existing share options granted under the DSBG Share Option Scheme shall be exercisable upon vesting in 5 equal tranches between the first and fifth anniversaries from the date of grant.
- (2) Share options were granted to certain eligible employees, who are directors, senior executives or officers of the major operating subsidiaries of the Company and are working under employment contracts that are regarded as "continuous contracts" for the purpose of the Employment Ordinance of Hong Kong.
- (3) Details of the computation of the fair value of options at the date of grant and the accounting standard and policy adopted are shown in Note 44 to the consolidated financial statements.

II. 股份獎勵計劃

本公司董事會於2021年9月9日(「採納日」)批准及採納股份獎勵計劃(「大新銀行集團股份獎勵計劃」)。

根據《上市規則》之要求，大新銀行集團股份獎勵計劃概括如下：

(1) 計劃的目的：

計劃的目的旨在表揚若干參與人之貢獻或價值，並激勵及獎勵彼等促進本集團長期業務目標。

(2) 計劃的參與人：

計劃合資格參與人包括任何一位本集團董事或僱員，或本集團旗下公司任何其他成員。

(3) 計劃中可予授出的股份總數以及其於本董事會報告書日期佔已發行股份總數的百分比：

於本董事會報告書日期，可授出的股份總數不可超過4,200,000股(「大新銀行集團獎授股份」)，佔本公司已發行股份總數約3%。在計劃項下受託人可從市場購買已發行股份及／或向本公司認購新股份，於信託期內為選定之參與人以信託方式持有大新銀行集團獎授股份。

(4) 計劃中每名參與人可獲授權益上限：

不時授予每位參與人的大新銀行集團獎授股份總數不可超過7,000,000股。

(5) 授出獎勵的歸屬期：

歸屬期、標準及其他條件由本公司董事會或其代表決定，並於授予相關獎授股份時在獎勵函中闡明。

(6) 申請或接受獎勵須付金額以及付款或通知付款的期限或償還有關貸款的期限：

無。

(7) 獎授股份的購買價的釐定基準：

無。

(8) 計劃尚餘有效期：

計劃由2021年9月9日起計10年內有效，至2031年9月8日屆滿。

自採納日起至2023年12月31日止，並無獎授股份根據大新銀行集團股份獎勵計劃授出。於2023年1月1日及2023年12月31日根據大新銀行集團股份獎勵計劃可授出之獎授股份數目均為42,000,000股。

II. Share award scheme

The Board of the Company approved and adopted a share award scheme (the “DSBG Share Award Scheme”) on 9 September 2021 (the “Adoption Date”).

In accordance with the requirements of the Listing Rules, a summary of the DSBG Share Award Scheme is disclosed as follows:

(1) Purpose of the scheme:

The purpose of the scheme is to recognize the contribution or value of certain participants and to motivate and incentivize them in furtherance of the long-term business objectives of the Group.

(2) Participants of the scheme:

Eligible participants of the scheme included any director or employee of the Company or any other member of the Group.

(3) Total number of shares available for issue under the scheme and percentage of total number of issued shares as at the date of this Report of the Directors:

The total number of shares that may be awarded shall not exceed 42,000,000 shares of the Company (the “DSBG Award Shares”), representing approximately 3% of the total number of issued shares of the Company as at the date of this Report of the Directors. Under the scheme, the trustee may acquire issued shares on-market and/or subscribe new shares from the Company and hold the DSBG Award Shares respectively on trust for selected participants during the trust period.

(4) Maximum entitlement of each participant under the scheme:

The total number of the DSBG Award Shares granted to each participant shall not exceed 7,000,000 shares of the Company from time to time.

(5) Vesting period of awards granted under the scheme:

The vesting period, criteria and other conditions is determined by the Board of the Company or its delegate, and are specified in the award letter when related share awards are granted.

(6) Amount payable on application or acceptance of the award and the period within which payments or calls must or may be made or loans for such purpose must be repaid:

Nil.

(7) Basis of determining the purchase price of shares awarded:

Nil.

(8) Remaining life of the scheme:

The scheme shall be valid and effective for a term of 10 years commencing from 9 September 2021 and expiring at the close of 8 September 2031.

During the period from the Adoption Date to 31 December 2023, no share awards were granted under the DSBG Share Award Scheme. The number of share awards available for grant under the DSBG Share Award Scheme as at both 1 January 2023 and 31 December 2023 was 42,000,000.

(乙) 本公司控股公司—大新金融集團有限公司

1. 認股權計劃

於2015年5月27日，大新金融集團有限公司（「大新金融」）股東通過批准採納認股權計劃（「大新金融認股權計劃」）。

根據《上市規則》之要求，大新金融認股權計劃概括如下：

(1) 計劃的目的：

計劃的目的旨在激勵及／或回饋對大新金融集團旗下公司作出貢獻及一直以來推動其利益而努力之承授人。

(2) 計劃的參與人：

任何一位大新金融集團內各公司董事、經理或其他擔任行政、管理或主管級職位之僱員，或由董事會行使唯一酌情權決定大新金融計劃之合資格參與人。

(3) 計劃中可予發行的股份總數及其於本董事會報告書日期佔已發行股份總數的百分率：

於本董事會報告書日期，計劃下可予發行之股份數目為15,978,755股，佔大新金融已發行股份總數5%。

(4) 計劃中每名參與人可獲授權益上限：

任何合資格人士其獲授予認股權可認購之股份若行使後，加上給予其已發行及將發行之股份總數在授予有關認股權包括當日計過往12個月期間超過已發行股份的1%，則不會獲授予認股權。任何進一步授予高於上限之認股權須遵守計劃之條款及受不時修訂之《上市規則》所約束。

(5) 承授人可行使認股權的期限：

行使期由提名及薪酬委員會代表大新金融董事會決定，及於授予有關認股權時闡明。股份須於有關認股權授予日起計10年內認購。

(6) 授出的認股權的歸屬期：

認股權的歸屬期由提名及薪酬委員會代表大新金融董事會決定，及於授予時闡明。

(7) 申請或接受認股權須付金額以及付款或通知付款的期限或償還有關貸款的期限：

接受認股權應支付金額按每份認股權1港元代價認購，及須於授予日起計21天內或在達成其授予條件(如有)之日期內繳訖。

(8) 獲授認股權的行使價的釐定基準：

每份認股權之行使價乃由提名及薪酬委員會代表大新金融董事會以不得寬鬆於《上市規則》第17.03E條規定下，按不低於以下之較高者作釐定：(i)大新金融股份在授予日於香港交易所買賣之收市價；及(ii)大新金融股份在緊接在授予日前5個營業日於香港交易所買賣之平均收市價。

(b) Dah Sing Financial Holdings Limited, the holding company of the Company

I. Share option scheme

On 27 May 2015, the shareholders of Dah Sing Financial Holdings Limited (“DSFH”) approved the adoption of a share option scheme (the “DSFH Share Option Scheme”).

In accordance with the requirements of the Listing Rules, a summary of the DSFH Share Option Scheme is disclosed as follows:

(1) Purpose of the scheme:

The purpose of the scheme is to provide an incentive and/or reward to grantees for their contribution to, and continuing efforts to promote the interests of, the DSFH group.

(2) Participants of the scheme:

Any director, manager, or other employee holding an executive, managerial or supervisory position in DSFH group of companies as the Board may in its sole discretion determine to be eligible to participate in the scheme.

(3) Total number of shares available for issue under the scheme and percentage of total number of issued shares as at the date of this Report of the Directors:

The number of shares available for issue under the scheme is 15,978,755 shares, representing 5% of the total number of issued shares of DSFH as at the date of this Report of the Directors.

(4) Maximum entitlement of each participant under the scheme:

No share options may be granted to any eligible person which, if exercised, would result in such eligible person becoming entitled to subscribe for such number of shares as, when aggregated with the total number of shares already issued or to be issued to him under all share options granted to him in the 12-month period up to and including the offer date of relevant share options, exceed 1% of the shares

in issue at such date. Any grant of further share options above the limit shall be subject to the provisions of the scheme and the Listing Rules as amended from time to time.

(5) Period within which the option may be exercised by the grantee:

The exercise period is determined by the Nomination and Remuneration Committee on behalf of the Board of DSFH, and is specified when related share options are granted. Shares under the share options must be taken up within 10 years from the date of grant.

(6) Vesting period of options granted:

The vesting period for the options is determined by the Nomination and Remuneration Committee on behalf of the Board of DSFH, and is specified when related share options are granted.

(7) Amount payable on application or acceptance of the option and the period within which payments or calls must or may be made or loans for such purpose must be repaid:

The amount payable on acceptance of an option is HK\$1 and must be made within 21 days upon offer of granting of share options or the date on which the conditions (if any) for the offer are satisfied.

(8) Basis of determining the exercise price of options granted:

The exercise price per option share is concluded by the Nomination and Remuneration Committee on behalf of the Board of DSFH on the basis no less exacting than the requirement set out in Rule 17.03E of the Listing Rules and is determined as no less than the higher of (i) the closing price of DSFH’s shares traded on the SEHK on the date of grant; and (ii) the average closing price of DSFH’s shares traded on the SEHK for the 5 business days immediately preceding the date of grant.

(9) 計劃尚餘有效期：

計劃由2015年5月27日起計10年內有效，至2025年5月26日屆滿。

大新金融認股權計劃自採納日起至2023年12月31日，並無任何認股權根據大新金融認股權計劃授出。於2023年1月1日及2023年12月31日根據大新金融認股權計劃可授出的認股權數目均為15,978,755股。

II. 股份獎勵計劃

大新金融董事會於2021年9月9日批准及採納股份獎勵計劃（「大新金融股份獎勵計劃」），並於2022年3月30日進一步更新和修訂。

根據《上市規則》之要求，大新金融集團股份獎勵計劃概括如下：

(1) 計劃的目的：

計劃的目的旨在表揚若干參與人之貢獻或價值，並激勵及獎勵彼等促進大新金融集團旗下公司長期業務目標。

(2) 計劃的參與人：

任何一位大新金融董事或僱員，或大新金融集團內各公司的任何其他成員合資格參與計劃。

(3) 計劃中可予授出的股份總數以及其於本董事會報告書日期佔已發行股份總數的百分率：

於本董事會報告書日期，可授出的股份總數不可超過9,600,000股（「大新金融獎授股份」），佔大新金融已發行股份總數約3%。在計劃項下受託人可從市場購買已發行股份及／或向大新金融認購新股份，於信託期內為選定之參與人以信託方式持有大新金融獎授股份。

(4) 計劃中每名參與人可獲授權益上限：

不時授予每位參與人的大新金融獎授股份總數不可超過1,600,000股。

(5) 授出獎勵的歸屬期：

歸屬期、標準及其他條件由大新金融董事會或其代表決定，及於授予相關獎授股份時在獎勵函中闡明。

(6) 申請或接受獎勵須付金額以及付款或通知付款的期限或償還有關貸款的期限：

無。

(7) 獎授股份的購買價的釐定基準：

無。

(8) 計劃尚餘有效期：

計劃由2021年9月9日起計10年內有效，至2031年9月8日屆滿。

於2023年1月1日及2023年12月31日根據大新金融股份獎勵計劃可授出之獎授股份數目分別為9,222,800股及8,376,938股。

(9) Remaining life of the scheme:

The scheme shall be valid and effective for a period of 10 years commencing from 27 May 2015 and expiring at the close of 26 May 2025.

No share options had been granted under the DSFH Share Option Scheme from the date of its adoption to 31 December 2023. The number of share options available for grant under the DSFH Share Option Scheme as at both 1 January 2023 and 31 December 2023 was 15,978,755.

II. Share award scheme

The Board of DSFH approved and adopted a share award scheme (the “DSFH Share Award Scheme”) on 9 September 2021, which was further updated and amended on 30 March 2022.

In accordance with the requirements of the Listing Rules, a summary of the DSFH Share Award Scheme is disclosed as follows:

(1) Purpose of the scheme:

The purpose of the scheme is to recognize the contribution or value of certain participants and to motivate and incentivize them in furtherance of the long-term business objectives of the DSFH group.

(2) Participants of the scheme:

Any director or employee of DSFH or any other member of the DSFH group of companies is eligible to participate in the scheme.

(3) Total number of shares available for grant under the scheme and percentage of total number of issued shares as at the date of this Report of the Directors:

The total number of shares that may be granted shall not exceed 9,600,000 shares of DSFH (the “DSFH Award Shares”), representing approximately 3% of the

total number of issued shares of DSFH as at the date of this Report of the Directors. Under the scheme, the trustee may acquire issued shares on-market and/or subscribe new shares from DSFH and hold the DSFH Award Shares on trust for selected participants during the trust period.

(4) Maximum entitlement of each participant under the scheme:

The total number of the DSFH Award Shares granted to each participant shall not exceed 1,600,000 shares of DSFH from time to time.

(5) Vesting period of awards granted:

The vesting period, criteria and other conditions is determined by the Board of DSFH or its delegate, and are specified in the award letter when related share awards are granted.

(6) Amount payable on application or acceptance of the award and the period within which payments or calls must or may be made or loans for such purpose must be repaid:

Nil.

(7) Basis of determining the purchase price of shares awarded:

Nil.

(8) Remaining life of the scheme:

The scheme shall be valid and effective for a term of 10 years commencing from 9 September 2021 and expiring at the close of 8 September 2031.

The number of share awards available for grant under the DSFH Share Award Scheme as at 1 January 2023 and 31 December 2023 was 9,222,800 and 8,376,938 respectively.

根據計劃授出之大新金融股份獎勵計劃及按《上市規則》而須披露之資料如下：

承授人	授出日 (日/月/年)	大新金融獎授股份數目					於2023年 12月31日 尚未歸屬	歸屬期 (日/月/年)
		於2023年 1月1日 尚未歸屬	2023年內 授出 ⁽⁴⁾	2023年內 歸屬 ⁽⁵⁾	2023年內 註銷/ 失效/ 沒收			
董事								
王守業	03/04/2023	-	173,460	-	-	173,460	03/04/2023 - 03/04/2026 ⁽²⁾	
黃漢興	03/04/2023	-	39,771	-	-	39,771	03/04/2023 - 03/04/2026 ⁽²⁾	
王伯凌	03/04/2023	-	107,063	-	-	107,063	03/04/2023 - 03/04/2026 ⁽²⁾	
麥曉德	06/12/2022	72,700	-	14,540	-	58,160	06/12/2022 - 06/12/2027 ⁽¹⁾	
	03/04/2023	-	125,286	-	-	125,286	03/04/2023 - 06/12/2026 ⁽²⁾	
其他僱員總額⁽³⁾	06/12/2022	304,500	-	60,220	2,920	241,360	06/12/2022 - 06/12/2027 ⁽¹⁾	
	03/04/2023	-	403,202	-	-	403,202	03/04/2023 - 03/04/2026 ⁽²⁾	

註：

- (1) 於2022年12月6日授出的獎授股份，自授出日起計第1個至第5個週年分5批平均歸屬。
- (2) 於2023年4月3日授出的獎授股份，自授出日起計第1個至第3個週年分3批歸屬。
- (3) 獎授股份乃授予若干大新金融集團內合資格僱員，彼等為大新金融董事或僱員，或大新金融集團旗下各公司的任何其他成員。
- (4) 於2023年4月3日，大新金融合共授出848,782股大新金融獎授股份。大新金融股份在2023年3月31日(即2023年4月3日授出大新金融獎授股份當日之前一個營業日)的收市價為每股20.15港元。授出之獎授股份為大新金融股份獎勵計劃受託人於市場購買之現有已發行股份。
- (5) 截至2023年12月31日止年度，大新金融股份於大新金融獎授股份歸屬當日之前一個營業日的加權平均收市價為15.98港元。
- (6) 截至2023年12月31日止年度，並無大新金融獎授股份註銷。
- (7) 有關獎勵在授出日的公平價值以及所採納之會計準則及政策之釐定詳情載於綜合財務報表附註44。

Particulars of share awards granted under the DSFH Share Award Scheme and information that is required to be disclosed in accordance with the Listing Rules are set out below:

Grantee	Date of grant (D/M/Y)	Number of DSFH Award Shares					Outstanding as at 31/12/2023	Vesting period (D/M/Y)
		Outstanding as at 1/1/2023	Granted during 2023 ⁽⁴⁾	Vested during 2023 ⁽⁵⁾	Forfeited/ lapsed during 2023	Outstanding as at 31/12/2023		
Directors								
David Shou-Yeh Wong	03/04/2023	-	173,460	-	-	173,460	03/04/2023 – 03/04/2026 ⁽²⁾	
Hon-Hing Wong (Derek Wong)	03/04/2023	-	39,771	-	-	39,771	03/04/2023 – 03/04/2026 ⁽²⁾	
Gary Pak-Ling Wang	03/04/2023	-	107,063	-	-	107,063	03/04/2023 – 03/04/2026 ⁽²⁾	
Nicholas John Mayhew	06/12/2022	72,700	-	14,540	-	58,160	06/12/2022 – 06/12/2027 ⁽¹⁾	
	03/04/2023	-	125,286	-	-	125,286	03/04/2023 – 06/12/2026 ⁽²⁾	
Aggregate of other employees⁽³⁾	06/12/2022	304,500	-	60,220	2,920	241,360	06/12/2022 – 06/12/2027 ⁽¹⁾	
	03/04/2023	-	403,202	-	-	403,202	03/04/2023 – 03/04/2026 ⁽²⁾	

Notes:

- (1) Share awards granted on 6 December 2022 are vested in 5 equal tranches between the first and fifth anniversaries from the date of grant.
- (2) Share awards granted on 3 April 2023 are vested in 3 tranches between the first and third anniversaries from the date of grant.
- (3) Share awards were granted to certain eligible employees of DSFH Group, who are directors or employees of DSFH or any other member of the DSFH group of companies.
- (4) On 3 April 2023, DSFH granted a total of 848,782 DSFH Award Shares. The closing price of the DSFH shares on 31 March 2023 (being the business day immediately before 3 April 2023 on which the DSFH Award Shares were granted) was HK\$20.15 per share. The award shares granted are existing issued shares to be acquired by the trustee of the DSFH Share Award Scheme from the market.
- (5) The weighted average closing price of the shares of DSFH immediately before the date on which the DSFH Award Shares were vested during the year ended 31 December 2023 was HK\$15.98.
- (6) No DSFH Award Shares were cancelled during the year ended 31 December 2023.
- (7) Details of the computation of the fair value of awards at the date of grant and the accounting standard and policy adopted are shown in Note 44 to the consolidated financial statements.

股票掛鈎協議

除認股權計劃及股份獎勵計劃於上文所披露外，本公司、其附屬公司、其同系附屬公司或其控股公司於年內或年終時並無訂立任何股票掛鈎協議。

主要股東權益

於2023年12月31日，以下人士(本公司董事及行政總裁之權益已於上文披露除外)於本公司股份及相關股份中，持有本公司根據《證券及期貨條例》第XV部第336條規定存置的股東權益登記冊予以記錄或據本公司知悉的權益或淡倉。

名稱	身份	所持股份數目／ 股份之權益	佔已發行 股份總數之 權益百分比 ⁽⁴⁾
王嚴君琴	因其配偶擁有須予披露權益而被視作擁有權益	1,045,626,955 ⁽¹⁾	74.38%
大新金融集團有限公司 (「大新金融」)	實益權益	1,045,461,643	74.37%
王祖興	實益權益及被視為持有信託人間接持有的股份權益	1,049,200,188 ⁽²⁾	74.64%
滙豐國際信託有限公司 (「滙豐信託」)	信託人及法團權益	1,045,461,643 ⁽³⁾	74.37%

註：

- (1) 該等股份屬王嚴君琴被視作持有之權益，皆因其配偶王守業乃大新金融之主要股東持有本公司相關股本的控股法團權益及王守業透過其控股法團持有本公司權益。王嚴君琴因此須就其被視作持有之權益而作出披露。此等權益與王守業於上述「董事及行政總裁權益」披露中所載持有本公司權益相同。
- (2) 王祖興之權益包括於本公司1,038,545股普通股之股份權益；按本公司授出以現金支付股份為基礎之獎勵認股權而被視作持有本公司2,700,000股相關股份之權益；及根據《證券及期貨條例》第322條被視為持有由大新金融及家族全權信託受託人滙豐信託持有之本公司1,045,461,643股股份權益，王守業為該信託之授予人。
- (3) 此等股份屬大新金融在本公司之法團權益並由滙豐信託以王守業作為授予人之家族全權信託全權信託受託人身份間接持有。滙豐信託須就由其操控公司持有本公司相關股份而作出披露。相關股份已於上述「董事及行政總裁權益」有關王守業的「法團權益」一項中披露。
- (4) 權益百分比乃根據本公司於2023年12月31日之已發行股份總數計算。

除上述披露者外，於2023年12月31日，概無其他人士於本公司股份及相關股份中，持有本公司根據《證券及期貨條例》第XV部第336條規定存置的股東權益登記冊予以記錄或據本公司知悉的任何權益或淡倉。

EQUITY-LINKED AGREEMENTS

Save for the share option schemes and share award schemes as disclosed above, no equity-linked agreements were entered into by the Company, its subsidiaries, its fellow subsidiaries or its holding company during the year or subsisted at the end of the year.

SUBSTANTIAL SHAREHOLDERS' INTERESTS

As at 31 December 2023, the following are the persons, other than the Directors and Chief Executive of the Company whose interests are disclosed above, who had interests or short positions in the shares and underlying shares of the Company as recorded in the register of shareholders' interests required to be kept by the Company pursuant to section 336 of Part XV of the SFO or otherwise known to the Company.

Name	Capacity	Number of shares held/ Interests in shares	Percentage of interests in the total number of issued shares ⁽⁴⁾
Christine Yen Wong	Deemed interests by virtue of her spouse having a notifiable interest	1,045,626,955 ⁽¹⁾	74.38%
Dah Sing Financial Holdings Limited ("DSFH")	Beneficial interests	1,045,461,643	74.37%
Harold Tsu-Hing Wong	Beneficial interests and deemed interests in shares indirectly held by trustee	1,049,200,188 ⁽²⁾	74.64%
HSBC International Trustee Limited ("HSBCIT")	Trustee and corporate interests	1,045,461,643 ⁽³⁾	74.37%

Notes:

- (1) Such shares represented the deemed share interests of Christine Yen Wong by virtue of her spouse, David Shou-Yeh Wong being a substantial shareholder of DSFH which held a controlling corporate interest in the relevant share capital of the Company and interests in the Company held through a company in which David Shou-Yeh Wong has a controlling interest. Christine Yen Wong was taken to have a duty of disclosure in respect of the deemed interests in the Company. These interests comprised the same interests of David Shou-Yeh Wong under the heading "Interests of Directors and Chief Executive" above.
- (2) The interests of Harold Tsu-Hing Wong comprised of interests in 1,038,545 ordinary shares of the Company; deemed interests in 2,700,000 notional underlying shares of the Company relating to the cash-settled share-based incentive options granted by the Company; and deemed interests pursuant to section 322 of the SFO in 1,045,461,643 shares of the Company held by DSFH and HSBCIT through a family discretionary trust of which David Shou-Yeh Wong is the settlor.
- (3) Such shares represented DSFH's corporate interests in the Company indirectly held by HSBCIT in trust for a family discretionary trust of which David Shou-Yeh Wong is the settlor. HSBCIT was taken to have a duty of disclosure in relation to the relevant shares of the Company held through companies of which it has control. The relevant shares have been included in the "Corporate interests" of David Shou-Yeh Wong as disclosed under the heading "Interests of Directors and Chief Executive" above.
- (4) The percentage of interests was calculated with reference to the total number of issued shares of the Company as at 31 December 2023.

Save as disclosed above, as at 31 December 2023, no other persons had any interests or short positions in the shares and underlying shares of the Company as recorded in the register of shareholders' interests required to be kept by the Company pursuant to section 336 of Part XV of the SFO or otherwise known to the Company.

董事於就本公司業務而言屬重要交易、安排或合約之重大權益

於年度結束時或年內任何時間，凡與本公司業務有關而本公司、其附屬公司或其控股公司有份參與之重要交易、安排或合約，本公司董事或其有關連的實體均無直接或間接擁有重大權益。

獲准許的彌償條文

根據本公司組織章程細則的規定，在《公司條例》(第622章)最大程度准許之情況下，每名董事及高級人員就履行其職務或職責或有關的其他事情而蒙受或招致之所有損失或責任，均有權獲得本公司以其資產賠償。本公司已為本集團董事及高級人員安排適當的董事及高級人員責任保險。

購買、出售或贖回證券

截至2023年12月31日止年度，本公司或其任何附屬公司並無購買、出售或贖回任何本公司之上市證券。

管理合約

截至2023年12月31日止年度，本公司並無就全部或任何重大部份業務簽訂或存有任何管理及行政合約。

可供派發儲備

按照《公司條例》(第622章)第291、297及299條計算，本公司於2023年12月31日之可供派發儲備為616,724,000港元(2022年：561,759,000港元)。

關連交易

截至2023年12月31日止年度期間，本集團與其關連人士之交易詳情，已載於綜合財務報表附註43。

主要客戶

截至2023年12月31日止年度期間，少於30%之利息收入及其他營運收入源自本集團最主要之首5名客戶。

充足公眾持股量

就本公司所得之公開資料及本公司各董事所知，本公司已維持根據《上市規則》所規定之公眾持股量。

五年財務資料

本集團過去5年公佈之業績、資產及負債已載列於本年報之「財務概要」內。

《香港聯合交易所有限公司證券上市規則》之遵行

隨附之綜合財務報表已遵照《香港聯合交易所有限公司證券上市規則》適用之規定作披露。

核數師

本綜合財務報表已經羅兵咸永道會計師事務所審核，該核數師任滿告退，但表示願應聘連任。在應屆之股東週年大會中，將提呈動議續聘羅兵咸永道會計師事務所為本公司核數師的議案。本公司在過去3年內並無更換本公司核數師。

承董事會命

王守業

主席

香港，2024年3月28日

DIRECTORS' MATERIAL INTERESTS IN TRANSACTIONS, ARRANGEMENTS OR CONTRACTS THAT ARE SIGNIFICANT IN RELATION TO THE COMPANY'S BUSINESS

No transactions, arrangements or contracts of significance in relation to the Company's business to which the Company, its subsidiaries or its holding company was a party and in which a Director of the Company or an entity connected with a Director had a material interest, whether directly or indirectly, subsisted at the end of the year or at any time during the year.

PERMITTED INDEMNITY PROVISION

Pursuant to the Company's Articles of Association, every Director and officer shall be entitled to be indemnified out of the assets of the Company against all losses or liabilities (to the fullest extent permitted by the Companies Ordinance (Cap. 622)) which he/she may sustain or incur in or about the execution of the duties of his/her office or otherwise in relation thereto. The Company has arranged appropriate directors' and officers' liability insurance coverage for the Directors and officers of the Group.

PURCHASE, SALE OR REDEMPTION OF SECURITIES

There was no purchase, sale or redemption by the Company, or any of its subsidiaries, of the listed securities of the Company during the year ended 31 December 2023.

MANAGEMENT CONTRACTS

No contracts concerning the management and administration of the whole or any substantial part of the business of the Company were entered into or existed during the year ended 31 December 2023.

DISTRIBUTABLE RESERVES

Distributable reserves of the Company at 31 December 2023, calculated under sections 291, 297 and 299 of the Companies Ordinance (Cap. 622), amounted to HK\$616,724,000 (2022: HK\$561,759,000).

CONNECTED TRANSACTIONS

Details of transactions with related parties of the Group for the year ended 31 December 2023 have been set out in Note 43 to the consolidated financial statements.

MAJOR CUSTOMERS

During the year ended 31 December 2023, the Group derived less than 30% of interest income and other operating income from its 5 largest customers.

SUFFICIENCY OF PUBLIC FLOAT

The Company has maintained the prescribed public float under the Listing Rules, based on the information that is publicly available to the Company and within the knowledge of the Directors of the Company.

FIVE-YEAR FINANCIAL INFORMATION

The published results and the assets and liabilities of the Group for the last 5 years are included in the section headed "Financial Summary" of this Annual Report.

COMPLIANCE WITH THE RULES GOVERNING THE LISTING OF SECURITIES ON THE STOCK EXCHANGE OF HONG KONG LIMITED

The accompanying consolidated financial statements comply with the applicable disclosure provisions of the Rules Governing the Listing of Securities on The Stock Exchange of Hong Kong Limited.

AUDITORS

The consolidated financial statements have been audited by PricewaterhouseCoopers who retire and, being eligible, offer themselves for re-appointment. A resolution for the re-appointment of PricewaterhouseCoopers as auditors of the Company is to be proposed at the forthcoming annual general meeting. The Company has not changed its auditors in the preceding 3 years.

On behalf of the Board

David Shou-Yeh Wong

Chairman

Hong Kong, 28 March 2024

附屬公司董事 DIRECTORS OF SUBSIDIARIES

於截至2023年12月31日止年度及直至2024年3月28日(即本公司之本年度董事會報告書日期)止期間，出任本公司之附屬公司董事會的董事之姓名如下：

(依英文姓氏次序排列)

陳霞芳
陳浩棠
陳凱傑
陳勝利*
陳維堅
陳佩玉
陳貽川*
鄭羽冲
張建生
周志良
馮兆明
何嘉揚
簡俊傑
劉家偉
劉伯雄
梁偉深
李宗榮
馬苑麗
繆志多
麥曉德
裴布雷
潘德誠
史習陶
譚偉雄
王伯凌
衛皓民
黃捷君
WONG Edmond
黃漢興
王美珍
王守業
王祖興
甄潤心
袁逸圖

* 已經辭任／不再擔任本公司有關附屬公司董事職務。

The names of the directors who have served on the boards of the subsidiaries of the Company during the year ended 31 December 2023 and up to 28 March 2024, being the date of the Report of the Directors of Company for the year, are set out below:

(in alphabetical order)

CHAN Ha-Fong Nancy
CHAN Ho-Tong (Tom CHAN)
CHAN Hoi-Kit Frederick
CHAN Seng-Lee*
CHAN Cliff Wai-Kin
CHANG Pui-Yuk Vanessa
CHEN Yi-Chuan (Rawson CHEN)*
CHENG Yu-Chung (Patrick CHENG)
CHEUNG Kin-Sang (Alex CHEUNG)
CHOW Chi-Leung Cristo
FUNG Siu-Ming (Philip FUNG)
HO Ka-Yeung Eric
Paul Michael KENNEDY
LAU Ka-Wai Frederick
LAU Pak-Hung
LEUNG Wai-Sum (Terence LEUNG)
LI Richard Tsung-Yung
MA Yuen-Lai Barbara
MAO Chi-Dor (Johnny MAO)
Nicholas John MAYHEW
Blair Chilton PICKERELL
POON Clement
SZE Tsai-To Robert
TAM Wai-Hung David
WANG Pak-Ling Gary
Paul Franz WINKELMANN
WONG Chit-Kwan (Vincent WONG)
WONG Edmond
WONG Hon-Hing (Derek WONG)
WONG Mei-Chun Phoebe
WONG Shou-Yeh David
WONG Tsu-Hing Harold
YAN Yun-Shum Grace
YUEN Yat-To (Henry YUEN)

* Those who have resigned/ceased as a Director of the relevant subsidiary(ies) of the Company.

CONSOLIDATED INCOME STATEMENT

截至2023年12月31日止年度 For the year ended 31 December 2023

以港幣千元位列示	HK\$'000	附註 Note	2023	2022
利息收入	Interest income	7	11,485,605	6,964,602
利息支出	Interest expense	7	(6,670,170)	(2,581,542)
淨利息收入	Net interest income		4,815,435	4,383,060
服務費及佣金收入	Fee and commission income	8	1,078,967	2,432,747
服務費及佣金支出	Fee and commission expense	8	(212,165)	(183,652)
淨服務費及佣金收入	Net fee and commission income		866,802	2,249,095
淨交易收入	Net trading income	9	164,843	142,852
其他營運收入	Other operating income	10	69,004	51,263
營運收入	Operating income		5,916,084	6,826,270
營運支出	Operating expenses	11	(3,168,897)	(3,016,010)
扣除減值虧損前之營運溢利	Operating profit before impairment losses		2,747,187	3,810,260
信貸減值虧損	Credit impairment losses	14	(731,311)	(803,100)
扣除若干投資及固定資產 之收益及虧損前之營運溢利	Operating profit before gains and losses on certain investments and fixed assets		2,015,876	3,007,160
出售行產及其他固定資產之 淨收益／(虧損)	Net gain/(loss) on disposal of premises and other fixed assets		2,828	(2,451)
投資物業公平值調整之淨虧損	Net loss on fair value adjustment of investment properties		(41,087)	(38,311)
出售以攤餘成本列賬的金融資產之 淨收益	Net gain on disposal of financial assets at amortised cost		-	24
應佔聯營公司之業績	Share of results of an associate		688,957	656,691
聯營公司投資之減值虧損	Impairment loss on the investment in an associate	24	(552,000)	(1,683,000)
視同出售聯營公司投資之虧損	Loss on deemed disposal of investment in an associate		(10)	(10)
應佔共同控制實體之業績	Share of results of jointly controlled entities		27,014	29,879
除稅前溢利	Profit before taxation		2,141,578	1,969,982
稅項	Taxation	15	(281,272)	(361,182)
本公司股東應佔年度溢利	Profit for the year attributable to shareholders of the Company		1,860,306	1,608,800
每股盈利	Earnings per share			
基本	Basic	17	HK\$1.32	HK\$1.14
攤薄	Diluted	17	HK\$1.23	HK\$1.07

第119頁至第320頁之附註乃本綜合財務報表之一部分。

The notes on pages 119 to 320 are an integral part of these consolidated financial statements.

綜合全面收益表

CONSOLIDATED STATEMENT OF COMPREHENSIVE INCOME

截至2023年12月31日止年度 For the year ended 31 December 2023

以港幣千元位列示	HK\$'000	2023	2022
年度溢利	Profit for the year	1,860,306	1,608,800
年度其他全面收益／(虧損)	Other comprehensive income/(loss) for the year		
可能會重新分類至綜合收益賬的項目：	Items that may be reclassified to the consolidated income statement:		
證券投資	Investments in securities		
以公平值計量且其變動計入其他全面收益的債務工具之公平值變動淨額	Net change in fair value of debt instruments at fair value through other comprehensive income	298,270	(834,317)
應佔按權益會計法處理的聯營公司之其他全面收益／(虧損)	Share of other comprehensive income/(loss) of an associate accounted for using the equity method	248,924	(226,037)
以公平值計量且其變動計入其他全面收益的債務工具之預期信貸虧損準備變動淨額	Net change in allowance for expected credit losses of debt instruments at fair value through other comprehensive income	33,612	7,109
有關上述之遞延稅項	Deferred income tax related to the above	(43,181)	132,583
		537,625	(920,662)
換算海外機構財務報表的匯兌差異	Exchange differences arising on translation of the financial statements of foreign entities	(156,209)	(719,179)
不會重新分類至綜合收益賬的項目：	Items that will not be reclassified to the consolidated income statement:		
以公平值計量且其變動計入其他全面收益的權益性工具之公平值變動淨額	Net change in fair value of equity instruments at fair value through other comprehensive income	1,086,307	586,378
有關上述之遞延稅項	Deferred income tax related to the above	(65,481)	(35,153)
		1,020,826	551,225
扣除稅項後之年度其他全面收益／(虧損)	Other comprehensive income/(loss) for the year, net of tax	1,402,242	(1,088,616)
扣除稅項後之年度全面收益總額	Total comprehensive income for the year, net of tax	3,262,548	520,184

第119頁至第320頁之附註乃本綜合財務報表之一部分。

The notes on pages 119 to 320 are an integral part of these consolidated financial statements.

綜合財務狀況表
CONSOLIDATED STATEMENT OF FINANCIAL POSITION

2023年12月31日 As at 31 December 2023

以港幣千元位列示	HK\$'000	附註 Note	2023	2022
資產	ASSETS			
現金及在銀行的結餘	Cash and balances with banks	18	16,395,770	17,800,880
在銀行1至12個月內到期的存款	Placements with banks maturing between one and twelve months		3,151,814	8,616,565
持作交易用途的證券	Trading securities	19	1,739,841	562,161
以公平值計量且其變動計入損益的金融資產	Financial assets at fair value through profit or loss	19	8,216	9,303
衍生金融工具	Derivative financial instruments	20	3,566,149	3,901,236
各項貸款及其他賬目	Advances and other accounts	21	149,113,954	142,712,617
以公平值計量且其變動計入其他全面收益的金融資產	Financial assets at fair value through other comprehensive income	22	40,525,842	38,617,851
以攤餘成本列賬的金融資產	Financial assets at amortised cost	23	39,372,378	32,926,090
聯營公司投資	Investment in an associate	24	2,215,131	2,159,290
共同控制實體投資	Investments in jointly controlled entities	25	129,946	123,072
商譽	Goodwill	27	713,451	713,451
無形資產	Intangible assets	27	69,715	69,715
行產及其他固定資產	Premises and other fixed assets	28	2,813,187	2,808,838
投資物業	Investment properties	29	761,604	802,691
即期稅項資產	Current income tax assets		1,273	-
遞延稅項資產	Deferred income tax assets	35	165,823	262,273
資產合計	Total assets		260,744,094	252,086,033
負債	LIABILITIES			
銀行存款	Deposits from banks		2,485,044	4,112,493
衍生金融工具	Derivative financial instruments	20	1,279,419	997,637
持作交易用途的負債	Trading liabilities	31	99,853	730,491
客戶存款	Deposits from customers	32	207,233,698	199,792,201
已發行的存款證	Certificates of deposit issued	33	2,428,028	4,228,983
後償債務	Subordinated notes	34	5,916,645	3,801,495
其他賬目及預提	Other accounts and accruals		8,020,654	7,873,950
即期稅項負債	Current income tax liabilities		287,611	284,504
遞延稅項負債	Deferred income tax liabilities	35	103,699	39,131
負債合計	Total liabilities		227,854,651	221,860,885
權益	EQUITY			
本公司股東應佔權益	Equity attributable to the Company's shareholders			
股本	Share capital	38	6,894,438	6,894,438
其他儲備(包括保留盈利)	Other reserves (including retained earnings)	39	25,683,589	23,019,294
股東資金	Shareholders' funds		32,578,027	29,913,732
額外權益性工具	Additional equity instruments	40	311,416	311,416
權益合計	Total equity		32,889,443	30,225,148
權益及負債合計	Total equity and liabilities		260,744,094	252,086,033

董事會於2024年3月28日批准及授權發佈。

Approved and authorised for issue by the Board of Directors on 28 March 2024.

王伯凌
董事

黃漢興
董事總經理

Gary Pak-Ling Wang
Director

Hon-Hing Wong
Managing Director

第119頁至第320頁之附註乃本綜合財務報表之一部分。

The notes on pages 119 to 320 are an integral part of these consolidated financial statements.

綜合權益變動表

CONSOLIDATED STATEMENT OF CHANGES IN EQUITY

截至2023年12月31日止年度 For the year ended 31 December 2023

		本公司股東應佔權益			額外 權益性工具	權益合計
		Attributable to the shareholders of the Company				
以港幣千元位列示	HK\$'000	股本 Share capital	其他儲備 Other reserves	保留盈利 Retained earnings	Additional equity instruments	Total equity
2023年1月1日結餘	Balance at 1 January 2023	6,894,438	358,111	22,661,183	311,416	30,225,148
年度溢利	Profit for the year	-	-	1,860,306	-	1,860,306
年度其他全面虧損	Other comprehensive income for the year	-	1,402,242	-	-	1,402,242
以股權支付以股份作為基礎報酬 之撥備	Provision for equity-settled share-based compensation	-	55	-	-	55
額外權益性工具之派發款項	Distribution payment of additional equity instruments	-	-	(36,007)	-	(36,007)
2022年末期股息	2022 final dividend	-	-	(407,668)	-	(407,668)
2023年中期股息	2023 interim dividend	-	-	(154,633)	-	(154,633)
2023年12月31日結餘	Balance at 31 December 2023	6,894,438	1,760,408	23,923,181	311,416	32,889,443

綜合權益變動表

CONSOLIDATED STATEMENT OF CHANGES IN EQUITY

截至2023年12月31日止年度 For the year ended 31 December 2023

以港幣千元位列示	HK\$'000	本公司股東應佔權益			額外 權益性工具	權益合計
		Attributable to the shareholders of the Company				
		股本 Share capital	其他儲備 Other reserves	保留盈利 Retained earnings		
2022年1月1日結餘	Balance at 1 January 2022	6,894,438	1,446,488	21,571,990	898,587	30,811,503
年度溢利	Profit for the year	-	-	1,608,800	-	1,608,800
年度其他全面虧損	Other comprehensive loss for the year	-	(1,088,616)	-	-	(1,088,616)
贖回額外權益性工具	Redemption of additional equity instruments	-	-	-	(898,587)	(898,587)
發行額外權益性工具	Issue of additional equity instruments	-	-	-	311,416	311,416
以股權支付以股份作為基礎報酬 之撥備	Provision for equity-settled share-based compensation	-	239	-	-	239
額外權益性工具之派發款項	Distribution payment of additional equity instruments	-	-	(41,652)	-	(41,652)
2021年末期股息	2021 final dividend	-	-	(337,380)	-	(337,380)
2022年中期股息	2022 interim dividend	-	-	(140,575)	-	(140,575)
2022年12月31日結餘	Balance at 31 December 2022	<u>6,894,438</u>	<u>358,111</u>	<u>22,661,183</u>	<u>311,416</u>	<u>30,225,148</u>

第119頁至第320頁之附註乃本綜合財務報表之一部分。

The notes on pages 119 to 320 are an integral part of these consolidated financial statements.

綜合現金流量結算表

CONSOLIDATED STATEMENT OF CASH FLOWS

截至2023年12月31日止年度 For the year ended 31 December 2023

以港幣千元位列示	HK\$'000	附註 Note	2023	2022
經營活動之現金流量	Cash flows from operating activities			
經營活動(所用)/流入現金淨額	Net cash (used in)/from operating activities	41(a)	(1,144,937)	4,960,686
投資活動之現金流量	Cash flows from investing activities			
購置投資物業及其他固定資產	Purchase of investment properties and other fixed assets		(275,081)	(267,346)
出售行產及其他固定資產所得款項	Proceeds from disposal of premises and other fixed assets		17,813	208
已收共同控制實體及聯營公司股息	Dividend received from jointly controlled entities and associate		218,377	230,664
投資活動所用現金淨額	Net cash used in investing activities		(38,891)	(36,474)
融資活動之現金流量	Cash flows from financing activities			
發行額外權益性工具	Issue of additional equity instruments		-	311,416
償還額外權益性工具	Repayment of additional equity instruments		-	(895,321)
發行後償債務	Issue of subordinated notes	41(c)	1,939,796	-
租賃負債之付款	Payment of lease liabilities		(148,553)	(148,876)
額外權益性工具之派發款項	Distribution payment on additional equity instrument		(36,007)	(41,652)
支付已發行後償債務及債務證券之利息	Interest paid on subordinated notes and debt securities issued	41(c)	(309,761)	(164,342)
派發本公司之普通股股息	Dividend paid on ordinary shares of the Company		(562,301)	(477,955)
融資活動流入/(所用)現金淨額	Net cash from/(used in) financing activities		883,174	(1,416,730)
現金及等同現金項目(減少)/增加淨額	Net (decrease)/increase in cash and cash equivalents		(300,654)	3,507,482
年初現金及等同現金項目	Cash and cash equivalents at beginning of the year		19,260,423	16,042,821
匯率變更之影響	Effect of foreign exchange rate changes		5,035	(289,880)
年末現金及等同現金項目	Cash and cash equivalents at end of the year	41(b)	18,964,804	19,260,423

第119頁至第320頁之附註乃本綜合財務報表之一部分。

The notes on pages 119 to 320 are an integral part of these consolidated financial statements.

1. 一般資料

大新銀行集團有限公司(「本公司」)與其附屬公司(統稱「本集團」)在香港、澳門及中國提供銀行、金融及其他相關服務。

本公司乃一間在香港註冊的投資控股公司，註冊地址為香港灣仔皇后大道東248號大新金融中心26樓。

本公司之控股公司大新金融集團有限公司為香港一間上市公司。

除另有註明外，此綜合財務報表概以港幣千元位列示，並已於2024年3月28日獲董事會批准發表。

2. 重大會計政策概要

以下為編製本財務報表所採納之主要會計政策，除另有註明外，與過往財政年度所採納者一致。

2.1 編製基準

本集團之綜合財務報表按照香港會計師公會(「香港會計師公會」)所頒佈之香港財務報告準則(「香港財務報告準則」，為包括個別的香港財務報告準則、香港會計準則(「香港會計準則」)以及其詮釋之統稱)，香港普遍採納之會計原則及香港公司條例第622章而編製。

此綜合財務報表乃根據歷史成本常規法編製，並就按公平值列賬之項目包括投資物業、以公平值計量且其變動計入其他全面收益(「以公平值計量且其變動計入其他全面收益」)的金融資產、持作交易用途之金融資產及金融負債和以公平值計量且其變動計入損益的金融資產及金融負債(包括衍生工具)之重估作出調整。

1. GENERAL INFORMATION

Dah Sing Banking Group Limited (the “Company”) and its subsidiaries (together the “Group”) provide banking, financial and other related services in Hong Kong, Macau, and the People’s Republic of China.

The Company is an investment holding company incorporated in Hong Kong. The address of its registered office is 26th Floor, Dah Sing Financial Centre, No. 248 Queen’s Road East, Wanchai, Hong Kong.

The holding company is Dah Sing Financial Holdings Limited (“DSFH”), a listed company in Hong Kong.

These consolidated financial statements are presented in thousands of Hong Kong dollars (HK\$’000), unless otherwise stated. These consolidated financial statements have been approved for issue by the Board of Directors on 28 March 2024.

2. SUMMARY OF MATERIAL ACCOUNTING POLICIES

The principal accounting policies applied in the preparation of these consolidated financial statements are set out below. These policies have been consistently applied to all the reporting years presented, unless otherwise stated.

2.1 Basis of preparation

The consolidated financial statements of the Group have been prepared in accordance with Hong Kong Financial Reporting Standards (“HKFRSs”, which is a collective term and includes individual Hong Kong Financial Reporting Standards, Hong Kong Accounting Standards (“HKASs”) and Interpretations) issued by the Hong Kong Institute of Certified Public Accountants (“HKICPA”), accounting principles generally accepted in Hong Kong and the requirements of the Hong Kong Companies Ordinance Cap. 622.

These consolidated financial statements have been prepared under the historical cost convention, as modified by the revaluation of investment properties, financial assets at fair value through other comprehensive income (“FVOCI”), financial assets and financial liabilities held for trading, and financial assets and financial liabilities (including derivative instruments) at fair value through profit or loss, which are carried at fair value.

2. 重大會計政策概要(續)

2.1 編製基準(續)

編製符合香港財務報告準則之綜合財務報表須使用若干重要之會計估計，亦須管理層在應用本集團會計政策時作出判斷。採用之假設事項之任何變動可能對在變動期間之綜合財務報表造成重大影響。管理層相信有關的假設事項屬恰當及本集團之綜合財務報表公平地呈列其財務狀況及業績。對涉及高度判斷力或較複雜之範疇，或對綜合財務報表影響重大之假設及估計，乃於附註4中披露。

(甲) 本集團已採納之新及經修訂準則

本集團已於2023年1月1日開始之年度報告期間應用下列新及經修訂準則：

- 香港會計準則第1號及香港財務報告準則實務報告第2號(修訂) – 會計政策披露
- 香港會計準則第8號(修訂) – 會計估計的定義
- 香港會計準則第12號之修訂 – 國際稅制改革 – 支柱二規範範本
- 香港會計準則第12號之修訂 – 與單一交易所引致資產及負債相關的遞延稅項

這些對集團的綜合財務報表沒有產生重大影響。

2. SUMMARY OF MATERIAL ACCOUNTING POLICIES (CONTINUED)

2.1 Basis of preparation (Continued)

The preparation of consolidated financial statements in conformity with HKFRSs requires the use of certain critical accounting estimates. It also requires management to exercise its judgement in applying the Group's accounting policies. Changes in assumptions may have a significant impact on the consolidated financial statements in the period the assumptions change. Management believes that the underlying assumptions are appropriate and that the consolidated financial statements therefore present the financial position and results fairly. The areas involving a higher degree of judgement or complexity, or areas where assumptions and estimates are significant to the consolidated financial statements are disclosed in Note 4.

(a) New and amended standards adopted by the Group

The Group has applied the following new and amended standards to its annual reporting period commencing 1 January 2023:

- HKAS 1 and HKFRS Practice Statement 2 (Amendments) – Disclosure of Accounting Policies
- HKAS 8 (Amendments) – Definition of Accounting Estimates
- International Tax Reform – Pillar Two Model Rules – amendments to HKAS 12
- Deferred Tax related to Assets and Liabilities arising from a Single Transaction – amendments to HKAS 12

None of these has a significant effect on the consolidated financial statements of the Group.

2. 重大會計政策概要(續)

2.1 編製基準(續)

(甲) 本集團已採納之新及經修訂準則(續)

- 採納對香港會計準則第12號國際稅制改革之修訂

香港會計準則第12號的修訂國際稅制改革—支柱二規範範本，適用於由經濟合作暨發展組織(「經合組織」)發佈由稅法制定或實務性制定以執行支柱二規範範本之規則。本集團屬於經合組織支柱二規範範本的範圍內。第二支柱法規已於世界某些稅收司法管轄區制定，香港亦將於2025年實施。根據該法規，本集團有責任支付額外的稅款，以彌補每個司法管轄區的全球防止稅基侵蝕建議有效稅率與最低稅率15%之間的差額。本集團已採用例外情況，以確認及披露與支柱二相關的遞延稅項資產及負債資料，在支柱二規例下，於截至2023年12月31日止之年度，並沒有即期稅項支出。

由於在法規應用和計算全球防止稅基侵蝕應稅收入方面存在複雜性，目前未能合理估計該法規對本集團的量化影響。本集團計劃進一步進行分析，或會聘請稅務專家協助應用該法規。

2. SUMMARY OF MATERIAL ACCOUNTING POLICIES (CONTINUED)

2.1 Basis of preparation (Continued)

(a) *New and amended standards adopted by the Group (Continued)*

- Adoption of amendments to HKAS 12 International Tax Reform**

Amendments to HKAS 12 International Tax Reform – Pillar Two Model Rules apply to income taxes arising from tax law enacted or substantively enacted to implement the Pillar Two model rules published by the Organisation for Economic Co-operation and Development (“OECD”). The Group is within the scope of the OECD Pillar Two model rules. Pillar Two legislation has been enacted in some tax jurisdictions in the world and will be implemented in Hong Kong in 2025. Under the legislation, the Group is liable to pay a top-up tax for the difference between the Global Anti-Base Erosion Proposal (“GloBE”) effective tax rate for each tax jurisdiction and the 15% minimum tax rate. The Group has applied the exception to recognising and disclosing information about deferred income tax assets and liabilities related to Pillar Two income taxes and there is no current tax expenses for the year ended 31 December 2023 under Pillar Two legislation.

Due to the complexities in applying the legislation and calculating GloBE income, the quantitative impact of the legislation on the Group is not yet reasonably estimable. The Group plans to conduct further analyses and may engage tax specialists to assist it in applying the legislation.

2. 重大會計政策概要(續)

2.1 編製基準(續)

(乙) 未採納之新及經修訂準則及詮釋

若干已發佈的會計準則與詮釋的修訂，於2023年12月31日報告期並非為強制性採用，本集團亦無提前採用：

- 香港會計準則第1號(修訂) – 流動或非流動負債的分類
- 香港會計準則第1號(修訂) – 具合約條款之非流動負債
- 香港財務報告準則第16號(修訂) – 售後租回中之租賃負債
- 香港詮釋第5號(修訂) – 財務報表呈列 – 包含即時付還款條款的中長年期貸款借款人之分類
- 香港會計準則第7號及香港財務報告準則第7號(修訂) – 供應商融資安排
- 香港會計準則第21號(修訂) – 缺乏可兌換性
- 香港財務報告準則第10號及香港會計準則第28號(修訂) – 投資者與其關聯企業或合營公司之資產出售或投入

預計這些修訂對本集團在目前或未來的報告期以及可預見的未來交易中不會產生重大影響。

沒有其他自2023年1月1日起生效或仍未生效之香港財務報告準則或詮釋會預期對本集團有重大影響。

2. SUMMARY OF MATERIAL ACCOUNTING POLICIES (CONTINUED)

2.1 Basis of preparation (Continued)

(b) *New and amended standards and interpretations not yet adopted*

Certain amendments to accounting standards and interpretation have been published that are not mandatory for 31 December 2023 reporting periods and have not been early adopted by the Group:

- HKAS 1 (Amendments) – Classification of Liabilities as Current or Non-current
- HKAS 1 (Amendments) – Non-current Liabilities with Covenants
- HKFRS 16 (Amendments) – Lease Liability in a Sale and Leaseback
- HK Interpretation 5 (Revised) – Presentation of Financial Statements – Classification by the Borrower of a Term Loan that Contains a Repayment on Demand Clause
- HKAS 7 and HKFRS 7 (Amendments) – Supplier Finance Arrangements
- HKAS 21 (Amendments) – Lack of Exchangeability
- HKFRS 10 and HKAS 28 (Amendments) – Sale or Contribution of Assets between an Investor and its Associate or Joint Venture

These amendments are not expected to have material impact on the Group in the current or future reporting periods and on foreseeable future transactions.

There are no other HKFRSs or interpretations that are effective from 1 January 2023 or not yet effective that would be expected to have a material impact on the Group.

2. 重大會計政策概要(續)

2.2 綜合財務報表

綜合財務報表包括本公司及其所有附屬公司截至12月31日止之財務報表。

(甲) 附屬公司

附屬公司是本集團可控制之實體(包括結構性實體)。本集團可控制該實體是指當本集團透過參與該實體而面對或有權獲取可變的回報，且有能力藉着對該實體之權力影響該等回報。自控制權轉移予本集團當日起附屬公司作綜合計算，並由該控制權終止之日起不再綜合計算。

本集團以收購會計法為本集團之業務合併列賬。收購一間附屬公司所付出之代價為已轉移資產、承擔之負債及本集團發行之權益之公平值。所付出代價包括任何或然代價安排之資產或負債之公平值。收購相關之費用於產生時支銷。在業務合併過程中取得所收購可被認明資產及承擔之負債及或然負債，均於收購當日按其公平值作出初始計量。本集團根據逐項收購基準按公平值或按沒控制權股東應佔被收購者資產淨值之比例確認任何被收購者之沒控制權股東權益。

所付出之代價、任何沒控制權股東於被收購者權益以及在收購日期於被收購者權益之公平值超出本集團應佔所收購可被認明淨資產之公平值，將列賬為商譽。如轉讓代價、確認之非控股權益及過往所持權益計算之總額在優惠價格收購中低於所收購附屬公司淨資產的公平值，其差額將直接在綜合全面收益賬內確認。

2. SUMMARY OF MATERIAL ACCOUNTING POLICIES (CONTINUED)

2.2 Consolidation

The consolidated financial statements include the financial statements of the Company and all its subsidiaries made up to 31 December.

(a) Subsidiaries

A subsidiary is an entity (including a structured entity) over which the Group has control. The Group controls an entity when the Group is exposed to, or has rights to, variable returns from its involvement with the entity and has the ability to affect those returns through its power over the entity. Subsidiaries are consolidated from the date on which control is transferred to the Group. They are deconsolidated from the date that control ceases.

The acquisition method of accounting is used to account for business combinations by the Group. The consideration transferred for the acquisition of a subsidiary is the fair values of the assets transferred, the liabilities incurred and the equity interests issued by the Group. The consideration transferred includes the fair value of any asset or liability resulting from a contingent consideration arrangement. Acquisition-related costs are expensed as incurred. Identifiable assets acquired and liabilities and contingent liabilities assumed in a business combination are measured initially at their fair values at the acquisition date. On an acquisition-by-acquisition basis, the Group recognises any non-controlling interest in the acquiree either at fair value or at the non-controlling interest's proportionate share of the acquiree's net assets.

The excess of the consideration transferred, the amount of any non-controlling interest in the acquiree and the acquisition-date fair value of any previous equity interest in the acquiree over the fair value of the Group's share of the identifiable net assets acquired is recorded as goodwill. If the total of consideration transferred, non-controlling interest recognised and previously held interest measured is less than the fair value of the net assets of the subsidiary acquired in the case of a bargain purchase, the difference is recognised directly in the consolidated statement of comprehensive income.

2. 重大會計政策概要(續)

2.2 綜合財務報表(續)

(甲) 附屬公司(續)

集團內公司間之交易、結餘及未變現交易收益已予抵銷。除非交易提供轉移資產減值之證明，未變現虧損亦予以抵銷。附屬公司之會計政策已作必要之變更以確保與本集團採納之政策一致。

如從附屬公司投資所收取的股息超過在其股息宣派期間所佔的全面收益總額，或在其獨立財務報表內之投資賬面值超過在其綜合財務報表內受投資方之淨資產(包括商譽)的賬面值時，則須為該等投資作減值測試。

(乙) 與沒控制權股東之交易

本集團把與沒控制權股東之交易視為與本公司股本持有人之交易。在向沒控制權股東權益作出之收購中，任何已付代價與收購附屬公司有關股權之淨資產賬面值之差額於權益賬確認。向沒控制權股東權益出售之收益或虧損亦於權益賬確認。

倘本集團對該實體失去控制權，任何保留權益將被重新計量至其公平值，賬面值之變動於損益賬確認。日後對該保留權益作聯營公司、共同控制實體或金融資產的會計處理時，上述之公平值視為初始賬面值。此外，任何就該實體曾確認為其他全面收益之數額當作本集團直接出售有關資產或負債處理，這代表曾確認為其他全面收益之數額將重新分類至損益賬。

2. SUMMARY OF MATERIAL ACCOUNTING POLICIES (CONTINUED)

2.2 Consolidation (Continued)

(a) Subsidiaries (Continued)

Inter-company transactions, balances and unrealised gains on transactions between group companies are eliminated. Unrealised losses are also eliminated unless the transaction provides evidence of an impairment of the asset transferred. Accounting policies of subsidiaries have been changed where necessary to ensure consistency with the policies adopted by the Group.

Impairment testing of the investments in subsidiaries is required upon receiving a dividend from these investments if the dividend exceeds the total comprehensive income of the subsidiary in the period the dividend is declared or if the carrying amount of the investment in the separate financial statements exceeds the carrying amount in the consolidated financial statements of the investee's net assets including goodwill.

(b) Transactions with non-controlling interests

The Group treats transactions with non-controlling interests as transactions with equity holders of the Company. For purchases from non-controlling interests, the difference between any consideration paid and the relevant share acquired of the carrying value of net assets of the subsidiary is recorded in equity. Gains or losses on disposals to non-controlling interests are also recorded in equity.

When the Group ceases to have control, any retained interest in the entity is remeasured to its fair value, with the change in carrying amount recognised in profit or loss. The fair value is the initial carrying amount for the purposes of subsequently accounting for the retained interest as an associate, joint venture or financial asset. In addition, any amounts previously recognised in other comprehensive income in respect of that entity are accounted for as if the Group had directly disposed of the related assets or liabilities. This may mean that amounts previously recognised in other comprehensive income are reclassified to profit or loss.

2. 重大會計政策概要(續)

2.2 綜合財務報表(續)

(丙) 聯營公司

聯營公司是指本集團可對其發揮重大影響但不能控制的公司。聯營公司投資以權益會計法處理，最初按成本入賬。本集團之聯營公司投資包括收購時認明之商譽(扣除任何累計減值虧損)。

本集團應佔聯營公司收購後的溢利或虧損在綜合收益賬中確認，本集團應佔其在收購後儲備的變化在本集團的儲備確認。投資的賬面值按累計收購後的變化作調整。除非本集團有為聯營公司提供責任承擔或支款，否則當本集團應佔聯營公司的虧損達至或超過本集團在聯營公司的權益(包括其他無抵押應收款)時，本集團不再確認額外的虧損。

本集團會於各報告期確定聯營公司投資已減值之客觀證據存在與否。倘情況屬實，本集團按聯營公司可回收金額及其賬面值之差額計算減值金額及緊接「應佔聯營公司之業績」確認於綜合收益賬。

本集團與其聯營公司間交易之未變現收益按本集團應佔聯營公司權益的份額予以抵銷。除非該交易提供轉移資產減值之證明，未變現虧損亦予以抵銷。聯營公司之會計政策已作必要之修正以確保與本集團採納之政策一致。

在聯營公司之攤薄收益及虧損在綜合收益賬內確認。

在本公司之財務狀況表內，聯營公司投資是按成本扣除減值撥備列賬。本公司對聯營公司業績的會計處理是按已收取及應收之股息入賬。

2. SUMMARY OF MATERIAL ACCOUNTING POLICIES (CONTINUED)

2.2 Consolidation (Continued)

(c) Associates

Associates are all entities over which the Group has significant influence but not control. Investments in associates are accounted for using the equity method of accounting and are initially recognised at cost. The Group's investment in an associate includes goodwill (net of any accumulated impairment loss) identified on acquisition.

The Group's share of its associates' post-acquisition profits or losses is recognised in the consolidated income statement, and its share of post-acquisition movements in reserves is recognised in reserves. The cumulative post-acquisition movements are adjusted against the carrying amount of the investment. When the Group's share of losses in an associate equals or exceeds its interest in the associate, including any other unsecured receivables, the Group does not recognise further losses, unless it has incurred obligations or made payments on behalf of the associates.

The Group determines at each reporting date whether there is any objective evidence that the investment in the associate is impaired. If this is the case, the Group calculates the amount of impairment as the difference between the recoverable amount of the associate and its carrying value and recognises the amount adjacent to "share of results of an associate" in the consolidated income statement.

Unrealised gains on transactions between the Group and its associates are eliminated to the extent of the Group's interest in the associates. Unrealised losses are also eliminated unless the transaction provides evidence of an impairment of the asset transferred. Accounting policies of associates have been changed where necessary to ensure consistency with the policies adopted by the Group.

Dilution gains and losses in associate are recognised in the consolidated income statement.

In the Company's statement of financial position, the investments in associates are stated at cost less provision for impairment losses. The results of associates are accounted for by the Company on the basis of dividends received and receivable.

2. 重大會計政策概要(續)

2.2 綜合財務報表(續)

(丁) 共同控制實體

共同控制實體指本集團與其他人士以合約協議方式共同進行經濟活動，該活動受合營各方共同控制，任何一方均沒有單一之控制權。

共同控制實體之業績、資產及負債按權益會計法入賬。綜合收益賬包括本集團應佔共同控制實體是年度業績，而綜合財務狀況表則包括本集團應佔共同控制實體之資產淨值。

2.3 利息收入及支出

所有按攤餘成本及以公平值計量且其變動計入其他全面收益計量之債務工具的利息收入及支出乃應用實際利率法確認於綜合收益賬內。

實際利率法乃是一種用以計算金融資產或金融負債之攤餘成本及其於相關期內攤分利息收入或利息支出的方法。實際利率指可將金融工具在預計有效期間或較短期間(如適用)內之估計未來現金收支貼現為該金融資產或金融負債之賬面淨值之適用貼現率。在計算實際利率時，本集團按金融工具之所有合約條款(如提早清還之行使權)而估計其現金流量，但不考慮未發生之信貸損失。此計算包括所有合約內交易雙方所收取或支付能構成整體實際利息之費用及利率差價、交易成本及所有其他溢價或折讓。

若一項金融資產或一組金融資產的價值因減值虧損被調低，其利息收入則按計算有關減值虧損時所應用以貼現未來現金流量之利率來計量確認。

2. SUMMARY OF MATERIAL ACCOUNTING POLICIES (CONTINUED)

2.2 Consolidation (Continued)

(d) Jointly controlled entities

A joint venture is a contractual arrangement whereby the Group and other parties undertake an economic activity, which is subject to joint control and none of the participating parties has unilateral control over the economic activity.

The results and assets and liabilities of jointly controlled entities are accounted for using equity method of accounting. The consolidated income statement includes the Group's share of the results of jointly controlled entities for the year, and the consolidated statement of financial position includes the Group's share of the net assets of the jointly controlled entities.

2.3 Interest income and expense

Interest income and expense are recognised in the consolidated income statement for all debt instruments measured at amortised cost and fair value through other comprehensive income using the effective interest method.

The effective interest method is a method of calculating the amortised cost of a financial asset or a financial liability and of allocating the interest income or interest expense over the relevant period. The effective interest rate is the rate that exactly discounts estimated future cash payments or receipts through the expected life of the financial instrument or, when appropriate, a shorter period to the net carrying amount of the financial asset or financial liability. When calculating the effective interest rate, the Group estimates cash flows considering all contractual terms of the financial instrument (for example, prepayment options) but does not consider future credit losses. The calculation includes all fees and points paid or received between parties to the contract that are an integral part of the effective interest rate, transaction costs and all other premiums or discounts.

Once a financial asset or a group of similar financial assets has been written down as a result of an impairment loss, interest income is recognised using the rate of interest used to discount the future cash flows for the purpose of measuring the impairment loss.

2. 重大會計政策概要(續)

2.4 服務費及佣金收入及支出

來自客戶合約之服務費及佣金收入按客戶合約內列明之代價計量。本集團於客戶取得服務之控制權時確認收入。

在較長期間內持續提供不間斷之賬戶管理、託管服務等之服務費及其他服務費於服務期間按系統化基準確認。

有關交易性之安排(例如兌換、經紀服務及入口或出口服務)之收入於交易發生時確認。

2.5 股息收入

股息於本集團收取付款之權利獲確立時於綜合收益賬確認。

2.6 金融資產及負債

計量方法

攤餘成本及實際利率

攤餘成本乃金融資產及負債於初始確認時之計量金額，減去本金還款，加上或減去累計攤銷(就初始金額及到期金額間差額採用實際利率法)及就金融資產而言，調整任何虧損準備。

實際利率指可將金融資產或金融負債在其預計使用期內之估計未來現金收支貼現為該金融資產之賬面總值(即其扣除任何減值準備前之攤餘成本)或金融負債之攤餘成本之適用貼現率。該計算並無顧及預期信貸虧損及包含了能構成整體實際利息之交易成本、溢價或折讓及收取或支付之利率差價，例如發行費。對於購入或源生之信貸減值金融資產(為於初始確認時已是信貸減值之金融資產)，本集團計算經信貸調整之實際利率，其按金融資產之攤餘成本而非賬面總值及計入預期信貸虧損對估計未來現金流之影響而計算。

2. SUMMARY OF MATERIAL ACCOUNTING POLICIES (CONTINUED)

2.4 Fee and commission income and expense

Fee and commission income from contracts with customers is measured based on the consideration specified in a contract with a customer. The Group recognises revenue when it transfers control over a service to a customer.

Fees for ongoing account management, custody services and other servicing fees that are continuously provided over an extended period of time are recognised on systematic basis over the period the service is provided.

Revenue related to transaction-based arrangements such as interchange, broking services and import or export services is recognised at the point in time when the transaction takes place.

2.5 Dividend income

Dividends are recognised in the consolidated income statement when the Group's right to receive payment is established.

2.6 Financial assets and liabilities

Measurement methods

Amortised cost and effective interest rate

The amortised cost is the amount at which the financial asset or financial liability is measured at initial recognition minus the principal repayments, plus or minus the cumulative amortisation using the effective interest method of any difference between that initial amount and the maturity amount and, for financial assets, adjusted for any loss allowance.

The effective interest rate is the rate that exactly discounts estimated future cash payments or receipts through the expected life of the financial asset or financial liability to the gross carrying amount of a financial asset (i.e. its amortised cost before any impairment allowance) or to the amortised cost of a financial liability. The calculation does not consider expected credit losses and includes transaction costs, premiums or discounts and fees and points paid or received that are integral to the effective interest rate, such as origination fees. For purchased or originated credit-impaired financial assets (assets that are credit-impaired at initial recognition) the Group calculates the credit-adjusted effective interest rate, which is calculated based on the amortised cost of the financial asset instead of its gross carrying amount and incorporates the impact of expected credit losses in estimated future cash flows.

2. 重大會計政策概要(續)

2.6 金融資產及負債(續)

計量方法(續)

攤餘成本及實際利率(續)

當本集團修訂未來現金流之估計數值時，金融資產或金融負債之各自賬面值乃就採用原實際利率貼現新估計數值而調整。任何變動於收益賬內確認。

初始確認及計量

金融資產及金融負債於機構成為工具之合約條款中之一方時確認。慣常之金融資產買賣於交易日(本集團承諾買賣該資產之日期)確認。

於初始確認時，本集團計量金融資產或金融負債時按公平值加上或減去交易成本(就非以公平值計量且其變動計入損益的金融資產或金融負債而言)，其為購入或發行該金融資產或金融負債時的新增或直接歸屬於該等交易之成本(例如服務費及佣金)。以公平值計量且其變動計入損益之金融資產及金融負債之交易成本於收益賬內支銷。緊接初始確認後，就以攤餘成本計量之金融資產及以公平值計量且其變動計入其他全面收益之債務工具投資確認預期信貸虧損(「預期信貸虧損」)準備，其引致就新源生資產確認會計虧損於收益賬。

當金融資產及負債之公平值有別於於初始確認時之交易價格，本集團確認該差額如下：

- (甲) 當相同資產或負債之公平值可由於活躍市場之報價(即第1級別數據)或只使用可觀察市場之數據按估值方法中提供證據，差額確認為收益或虧損。
- (乙) 於其他情況，差額將會遞延及按個別情況釐定其初始損益之遞延確認時間。差額於工具之可用年期內攤銷，或遞延直至工具之公平值可採用市場之可觀察數據釐定，或透過結算變現。

2. SUMMARY OF MATERIAL ACCOUNTING POLICIES (CONTINUED)

2.6 Financial assets and liabilities (Continued)

Measurement methods (Continued)

Amortised cost and effective interest rate (Continued)

When the Group revises the estimates of future cash flows, the carrying amount of the respective financial asset or financial liability is adjusted to reflect the new estimate discounted using the original effective interest rate. Any changes are recognised in profit or loss.

Initial recognition and measurement

Financial assets and financial liabilities are recognised when the entity becomes a party to the contractual provisions of the instrument. Regular way purchases and sales of financial assets are recognised on trade-date, the date on which the Group commits to purchase or sell the asset.

At initial recognition, the Group measures a financial asset or financial liability at its fair value plus or minus, in the case of a financial asset or financial liability not at fair value through profit or loss, transaction costs that are incremental and directly attributable to the acquisition or issue of the financial asset or financial liability, such as fees and commissions. Transaction costs of financial assets and financial liabilities carried at fair value through profit or loss are expensed in profit or loss. Immediately after initial recognition, an expected credit loss ("ECL") allowance is recognised for financial assets measured at amortised cost and investments in debt instruments measured at FVOCI which results in an accounting loss being recognised in profit or loss when an asset is newly originated.

When the fair value of financial assets and liabilities differs from the transaction price on initial recognition, the Group recognises the difference as follows:

- (a) When the fair value is evidenced by a quoted price in an active market for an identical asset or liability (i.e. a Level 1 input) or based on a valuation technique that uses only data from observable markets, the difference is recognised as a gain or loss.
- (b) In all other cases, the difference is deferred and the timing of recognition of deferred day one profit or loss is determined individually. It is either amortised over the life of the instrument, deferred until the instrument's fair value can be determined using market observable inputs, or realised through settlement.

2. 重大會計政策概要(續)

2.6 金融資產及負債(續)

金融資產

(i) 分類及其後之計量

本集團分類其金融資產至下列計量類別：

- 以公平值計量且其變動計入損益(包括持作交易用途)；
- 以公平值計量且其變動計入其他全面收益；或
- 攤餘成本。

債務及權益性工具之分類規定載述如下：

債務工具

債務工具為該等以發行人觀點而言符合定義為金融負債之工具，如貸款、政府和企業債券及於保理業務中購自客戶之貿易應收賬。

債務工具之分類及其後之計量取決於：

- 本集團管理該資產之業務模式；及
- 該資產之現金流特性。

2. SUMMARY OF MATERIAL ACCOUNTING POLICIES (CONTINUED)

2.6 Financial assets and liabilities (Continued)

Financial assets

(i) Classification and subsequent measurement

The Group classifies its financial assets in the following measurement categories:

- Fair value through profit or loss (including held for trading);
- Fair value through other comprehensive income; or
- Amortised cost.

The classification requirements for debt and equity instruments are described below:

Debt instruments

Debt instruments are those instruments that meet the definition of a financial liability from the issuer's perspective, such as loans, government and corporate bonds and trade receivables purchased from clients in factoring arrangements.

Classification and subsequent measurement of debt instruments depend on:

- the Group's business model for managing the asset; and
- the cash flow characteristics of the asset.

2. 重大會計政策概要(續)

2.6 金融資產及負債(續)

金融資產(續)

(i) 分類及其後之計量(續)

債務工具(續)

根據該等因素，本集團分類其債務工具至下列三個計量類別其中之一：

- 攤餘成本：持作收取合約現金流(其現金流代表純屬本金及利息之償付(「純屬本金及利息之償付」)及並未指定為以公平值計量且其變動計入損益(「以公平值計量且其變動計入損益」)之資產，乃按攤餘成本計量。該等資產之賬面值已就於下述部份(ii)所確認及計量之任何預期信貸虧損準備作出調整。該等金融資產之利息收入採用實際利率法計算。
- 以公平值計量且其變動計入其他全面收益：持有金融資產以收取合約現金流及出售(該資產之現金流純屬本金及利息之償付)及並未指定為以公平值計量且其變動計入損益之金融資產，乃按以公平值計量且其變動計入其他全面收益計量。賬面值之變動於其他全面收益(「其他全面收益」)入賬(惟確認減值收益或虧損、利息收入和工具攤餘成本的匯兌收益及虧損將於收益賬確認)。當撤銷確認金融資產時，其以往計入其他全面收益之累計收益或虧損由權益賬重新分類至收益賬。該等金融資產之利息收入採用實際利率法計算。
- 以公平值計量且其變動計入損益：不符合準則列作攤餘成本或以公平值計量且其變動計入其他全面收益之資產乃按以公平值計量且其變動計入損益計量。其後按以公平值計量且其變動計入損益計量的債務投資之收益及虧損(並非對沖關係之一部份)確認為損益及在產生期間呈列於綜合收益賬。

2. SUMMARY OF MATERIAL ACCOUNTING POLICIES (CONTINUED)

2.6 Financial assets and liabilities (Continued)

Financial assets (Continued)

(i) Classification and subsequent measurement (Continued)

Debt instruments (Continued)

Based on these factors, the Group classifies its debt instruments into one of the following three measurement categories:

- Amortised cost: Assets that are held for collection of contractual cash flows where those cash flows represent solely payments of principal and interest (“SPPI”), and that are not designated at fair value through profit or loss (“FVPL”), are measured at amortised cost. The carrying amount of these assets is adjusted by any ECL allowance recognised and measured as described in section (ii) below. Interest income from these financial assets is calculated using the effective interest rate method.
- FVOCI: Financial assets that are held for collection of contractual cash flows and for selling the assets, where the assets’ cash flows represent SPPI, and that are not designated at FVPL, are measured at FVOCI. Movements in the carrying amount are taken through other comprehensive income (“OCI”), except for the recognition of impairment gains or losses, interest revenue and foreign exchange gains and losses on the instrument’s amortised cost which are recognised in profit or loss. When the financial asset is derecognised, the cumulative gain or loss previously recognised in OCI is reclassified from equity to profit or loss. Interest income from these financial assets is calculated using the effective interest rate method.
- FVPL: Assets that do not meet the criteria for amortised cost or FVOCI are measured at FVPL. A gain or loss on a debt investment that is subsequently measured at FVPL and is not part of a hedging relationship is recognised in profit or loss and presented in the consolidated income statement in the period in which it arises.

2. 重大會計政策概要(續)

2.6 金融資產及負債(續)

金融資產(續)

(i) 分類及其後之計量(續)

債務工具(續)

業務模式：業務模式反映本集團如何管理資產以產生現金流。即本集團之目標是否純屬從該資產收取合約現金流或收取合約現金流兼從出售該資產中收取現金流。倘若兩者皆不適用(如金融資產乃持作交易用途)，則分類該金融資產為「其他」業務模式之一部份及按以公平值計量且其變動計入損益計量。本集團就一組資產釐定業務模式時考慮之因素包括過往之經驗於：如何從該等資產收取合約現金流、如何評估該等資產之表現及呈報予重要管理人員、如何評估和管理風險及如何酬報管理人員。持作交易用途之證券主要為持作短期交易用途或一併管理之金融工具組合之一部份(其有證據顯示近期作短期獲利之真實模式)。該等證券則分類至「其他」業務模式內及按以公平值計量且其變動計入損益計量。

純屬本金及利息之償付：倘業務模式為持有資產以收取合約現金流或以收取合約現金流及出售，本集團會評估金融工具之現金流是否代表純屬本金及利息之償付(「純屬本金及利息之償付測試」)。在進行評估時，本集團會考慮合約現金流與基本借貸安排是否一致，即利息只包含金錢的時間價值、信貸風險、其他基本借貸風險及利潤率之考慮與基本借貸安排一致。如合約條款引入與基本借貸安排非一致之風險承擔或波幅，相關金融資產會按以公平值計量且其變動計入損益分類及計量。

含內嵌衍生工具之金融資產，當釐定其現金流是否純屬本金及利息之償付時會以整體作考慮。

2. SUMMARY OF MATERIAL ACCOUNTING POLICIES (CONTINUED)

2.6 Financial assets and liabilities (Continued)

Financial assets (Continued)

(i) Classification and subsequent measurement (Continued)

Debt instruments (Continued)

Business model: the business model reflects how the Group manages the assets in order to generate cash flows. That is, whether the Group's objective is solely to collect the contractual cash flows from the assets or is to collect both the contractual cash flows and cash flows arising from the sale of assets. If neither of these is applicable (e.g. financial assets are held for trading purposes), then the financial assets are classified as part of "other" business model and measured at FVPL. Factors considered by the Group in determining the business model for a group of assets include past experience on how the cash flows for these assets were collected, how the asset's performance is evaluated and reported to key management personnel, how risks are assessed and managed and how managers are compensated. Securities held for trading are held principally for the purpose of selling in the near term or are part of a portfolio of financial instruments that are managed together and for which there is evidence of a recent actual pattern of short-term profit-taking. These securities are classified in the "other" business model and measured at FVPL.

SPPI: Where the business model is to hold assets to collect contractual cash flows or to collect contractual cash flows and sell, the Group assesses whether the financial instruments' cash flows represent solely payments of principal and interest (the "SPPI test"). In making this assessment, the Group considers whether the contractual cash flows are consistent with a basic lending arrangement (i.e. interest includes only consideration for the time value of money, credit risk, other basic lending risks and a profit margin that is consistent with a basic lending arrangement). Where the contractual terms introduce exposure to risk or volatility that are inconsistent with a basic lending arrangement, the related financial asset is classified and measured at FVPL.

Financial assets with embedded derivatives are considered in their entirety when determining whether their cash flows are SPPI.

2. 重大會計政策概要(續)

2.6 金融資產及負債(續)

金融資產(續)

(i) 分類及其後之計量(續)

債務工具(續)

本集團只會在管理該等資產之業務模式變更時才重新分類債務投資。重新分類自變更後的首個報告期開始生效。預期該變更為非常見的及於期內並無發生。

權益性工具

權益性工具為以發行人觀點而言符合定義為權益性之工具；即不含有償付之合同責任，及可證明應佔發行人資產淨值剩餘權益之工具。權益性工具之例子包括基本的普通股股份。

除本集團於初始確認時已選擇不可撤回地指定該權益性投資為以公平值計量且其變動計入其他全面收益外，本集團往後按以公平值計量且其變動計入損益計量所有權益性工具。倘應用該選擇，公平值之收益及虧損於其他全面收益確認及其後不會重新分類至收益賬(包括於出售時)。當股息代表該等投資之回報時，其於本集團收取付款之權利獲確立時繼續於收益賬中確認為其他收入。

以公平值計量且其變動計入損益的權益性投資之收益及虧損乃包含於綜合收益賬內之「淨交易收入」項下。

2. SUMMARY OF MATERIAL ACCOUNTING POLICIES (CONTINUED)

2.6 Financial assets and liabilities (Continued)

Financial assets (Continued)

(i) Classification and subsequent measurement (Continued)

Debt instruments (Continued)

The Group reclassifies debt investments when and only when its business model for managing those assets changes. The reclassification takes place from the start of the first reporting period following the change. Such changes are expected to be very infrequent and none occurred during the period.

Equity instruments

Equity instruments are instruments that meet the definition of equity from the issuer's perspective; that is, instruments that do not contain a contractual obligation to pay and that evidence a residual interest in the issuer's net assets. Examples of equity instruments include basic ordinary shares.

The Group subsequently measures all equity investments at fair value through profit or loss, except where the Group's management has elected, at initial recognition, to irrevocably designate an equity investment at fair value through other comprehensive income. When this election is used, fair value gains and losses are recognised in OCI and are not subsequently reclassified to profit or loss, including on disposal. Dividends, when representing a return on such investments, continue to be recognised in profit or loss as other income when the Group's right to receive payment is established.

Gains and losses on equity investments at FVPL are included in the "Net trading income" in the consolidated income statement.

2. 重大會計政策概要(續)

2.6 金融資產及負債(續)

金融資產(續)

(ii) 減值

本集團按前瞻基準評估按攤餘成本列賬及以公平值計量且其變動計入其他全面收益列賬的債務工具資產及源自客戶貸款、貸款承擔及財務擔保合約的風險引致相關之預期信貸虧損。本集團就該等虧損於各呈報日確認虧損準備。預期信貸虧損之計量反映：

- 經評估一系列可能結果而釐定一個無偏頗及已計及或然加權之金額；
- 金錢的時間價值；及
- 毋須花費不必要成本或精力而可取得於呈報日之有關過往事件、現時情況及預測未來經濟狀況之合理及有據可依的資料。

以攤餘成本計量之金融資產之減值準備呈列為資產賬面總值之扣減。貸款承擔及財務擔保合約之減值準備確認為撥備及「其他賬目及預提」之一部分。以公平值計量且其變動計入其他全面收益之債務工具之賬面值為其公平值。其減值準備確認為「投資重估儲備」之一部分。

附註3.2.2提供更多詳情有關如何計量預期信貸虧損準備。

2. SUMMARY OF MATERIAL ACCOUNTING POLICIES (CONTINUED)

2.6 Financial assets and liabilities (Continued)

Financial assets (Continued)

(ii) Impairment

The Group assesses on a forward-looking basis the ECL associated with its debt instrument assets carried at amortised cost and FVOCI and with the exposures arising from loans to customers, loan commitments and financial guarantee contracts. The Group recognises a loss allowance for such losses at each reporting date. The measurement of ECL reflects:

- An unbiased and probability-weighted amount that is determined by evaluating a range of possible outcomes;
- The time value of money; and
- Reasonable and supportable information that is available without undue cost or effort at the reporting date about past events, current conditions and forecasts of future economic conditions.

Impairment allowance of financial assets measured at amortised cost is presented as a deduction from the gross carrying amount of the assets. Impairment allowance of loan commitments and financial guarantee contracts is recognised as a provision as part of “Other accounts and accruals”. The carrying amount of debt instruments measured at FVOCI is their fair value. Their impairment allowance is recognised as part of “Investment revaluation reserve”.

Note 3.2.2 provides more details of how the ECL allowance is measured.

2. 重大會計政策概要(續)

2.6 金融資產及負債(續)

金融資產(續)

(iii) 貸款修改

本集團有時重新協商或以其他方式修改客戶貸款之合約現金流。倘若此發生時，本集團會評估新條款是否與原條款有重大差異。本集團就此會考慮下列因素：

- 倘借款人陷於財務困境，修改是否只是降低合約現金流至借款人預期有能力償還的金額。
- 有否加入任何重大的新條款，例如重大地影響貸款風險面貌的利潤分享／以股權為基礎之回報。
- 當借款人未陷於財務困境時重大地延長貸款期限。
- 利率之重大變更。
- 貸款的結算貨幣之變更。
- 加入之抵押品、其他擔保物或為增強信貸所提供的保障重大地影響貸款之相關信貸風險。

倘條款有重大差異，本集團則撤銷確認原有金融資產及以公平值確認「新」資產和重新計算該資產之新實際利率。故此重新協商日被視為初始確認日期以作計算減值用途，包括用以釐定信貸風險是否大幅增加。然而，本集團亦評估已確認之新金融資產是否於初始確認時被視作信貸減值資產，尤其是在債務人未能按原有協定支付款項而促使重新協商的情況下。賬面值之差額亦會於撤銷確認時在收益賬中確認為收益或虧損。

2. SUMMARY OF MATERIAL ACCOUNTING POLICIES (CONTINUED)

2.6 Financial assets and liabilities (Continued)

Financial assets (Continued)

(iii) Modification of loans

The Group sometimes renegotiates or otherwise modifies the contractual cash flows of loans to customers. When this happens, the Group assesses whether or not the new terms are substantially different to the original terms. The Group does this by considering, among others, the following factors:

- If the borrower is in financial difficulty, whether the modification merely reduces the contractual cash flows to amounts the borrower is expected to be able to pay.
- Whether any substantial new terms are introduced, such as a profit share/equity-based return that substantially affects the risk profile of the loan.
- Significant extension of the loan term when the borrower is not in financial difficulty.
- Significant change in the interest rate.
- Change in the currency the loan is denominated in.
- Insertion of collateral, other security or credit enhancements that significantly affect the credit risk associated with the loan.

If the terms are substantially different, the Group derecognises the original financial asset and recognises a “new” asset at fair value and recalculates a new effective interest rate for the asset. The date of renegotiation is consequently considered to be the date of initial recognition for impairment calculation purposes, including for the purpose of determining whether a significant increase in credit risk has occurred. However, the Group also assesses whether the new financial asset recognised is deemed to be credit-impaired at initial recognition, especially in circumstances where the renegotiation was driven by the debtor being unable to make the originally agreed payments. Differences in the carrying amount are also recognised in profit or loss as a gain or loss on derecognition.

2. 重大會計政策概要(續)

2.6 金融資產及負債(續)

金融資產(續)

(iii) 貸款修改(續)

倘條款未有重大差異，重新協商或修改不會引致撤銷確認，及本集團按金融資產經修訂之現金流重新計算賬面總值，並於收益賬確認修改之收益或虧損。新賬面總值乃按原有實際利率(或購入或源生的信貸減值金融資產經信貸調整之實際利率)貼現經修改之現金流作重新計算。

(iv) 除修改外之撤銷確認

當從資產收取現金流量之合約權利已失效，或當其已被轉移及(i)本集團重大地轉讓擁有權之所有風險及回報或(ii)本集團未轉讓也不重大地保留擁有權之所有風險及回報及本集團並無保留控制權時，金融資產(或其部份)即被撤銷確認。

當本集團於若干交易中保留從資產收取現金流的合約權利但承擔了支付該等現金流予其他機構的合約責任及重大地轉讓所有風險及回報，該等交易會按引致撤銷確認之「通過」轉讓處理，倘若本集團：

- 除非已從資產中收取相等金額，否則並無支付款項之責任；
- 被禁止出售或抵押資產；及
- 有責任在無重大拖延下匯出收取自資產之任何現金。

2. SUMMARY OF MATERIAL ACCOUNTING POLICIES (CONTINUED)

2.6 Financial assets and liabilities (Continued)

Financial assets (Continued)

(iii) Modification of loans (Continued)

If the terms are not substantially different, the renegotiation or modification does not result in derecognition, and the Group recalculates the gross carrying amount based on the revised cash flows of the financial asset and recognises a modification gain or loss in profit or loss. The new gross carrying amount is recalculated by discounting the modified cash flows at the original effective interest rate (or credit-adjusted effective interest rate for purchased or originated credit-impaired financial assets).

(iv) Derecognition other than on a modification

Financial assets, or a portion thereof, are derecognised when the contractual rights to receive the cash flows from the assets have expired, or when they have been transferred and either (i) the Group transfers substantially all the risks and rewards of ownership, or (ii) the Group neither transfers nor retains substantially all the risks and rewards of ownership and the Group has not retained control.

The Group enters into transactions where it retains the contractual rights to receive cash flows from assets but assumes a contractual obligation to pay those cash flows to other entities and transfers substantially all of the risks and rewards. These transactions are accounted for as “pass through” transfers that result in derecognition if the Group:

- Has no obligation to make payments unless it collects equivalent amounts from the assets;
- Is prohibited from selling or pledging the assets; and
- Has an obligation to remit any cash it collects from the assets without material delay.

2. 重大會計政策概要(續)

2.6 金融資產及負債(續)

金融資產(續)

(iv) 除修改外之撤銷確認(續)

若本集團在預先釐定之回購價格基礎上保留了相關交易大部份風險和回報，因此不符合撤銷確認之準則，本集團不會撤銷確認根據標準回購協議及證券借貸交易下提供之抵押品(股份及債券)。此亦應用於本集團保留後償剩餘權益的若干證券化交易。

倘從資產收取現金流之合約權利已轉讓，和本集團未轉讓或保留大部份風險和回報，及本集團保留了轉讓資產之控制權，則本集團採用持續參與法。

按此方法，本集團在持續參與的範圍內繼續確認該轉讓之資產及確認相關負債，以反映本集團保留之權利及責任。轉讓之資產及相關負債之賬面淨值為：(甲)本集團保留之權利及責任的攤餘成本(倘轉讓之資產按攤餘成本計量)；或(乙)相等於本集團保留之權利及責任按單獨基準下計量的公平值(倘轉讓之資產按公平值計量)。

2. SUMMARY OF MATERIAL ACCOUNTING POLICIES (CONTINUED)

2.6 Financial assets and liabilities (Continued)

Financial assets (Continued)

(iv) Derecognition other than on a modification (Continued)

Collateral (shares and bonds) furnished by the Group under standard repurchase agreements and securities lending and borrowing transactions are not derecognised because the Group retains substantially all the risks and rewards on the basis of the predetermined repurchase price, and the criteria for derecognition are therefore not met. This also applies to certain securitisation transactions in which the Group retains a subordinated residual interest.

When the contractual rights to receive the cash flows from the assets have been transferred, and the Group neither transfers nor retains substantially all the risks and rewards of ownership, and the Group has retained control of the transferred assets, the Group applies continuing involvement approach.

Under this approach, the Group continues to recognise the transferred asset to the extent of its continuing involvement and recognise the associated liability, to reflect the rights and obligations retained by the Group. The net carrying amount of the transferred asset and associated liability is: (a) the amortised cost of the rights and obligations retained by the Group, if the transferred asset is measured at amortised cost; or (b) equal to the fair value of the rights and obligations retained by the Group when measured on a stand-alone basis, if the transferred asset is measured at fair value.

2. 重大會計政策概要(續)

2.6 金融資產及負債(續)

金融負債

(i) 分類及其後之計量

於本期間及之前期間，金融負債被分類並其後按攤餘成本計量，除了：

- 以公平值計量且其變動計入損益的金融負債：該分類應用於衍生工具、持作交易用途的金融負債(例如：交易賬內之短盤)及於初始確認時以此指定之其他金融負債。指定以公平值計量且其變動計入損益的金融負債之收益及虧損，部份於其他全面收益(歸因於該負債的信貸風險變動引致之金融負債公平值變動金額，按非歸因於引致市場風險的市場狀況變動金額釐定)及部份於收益賬(負債之公平值變動的剩餘金額)呈列。除非該呈列將會引起或擴大會計錯配，歸因於負債的信貸風險變動之收益及虧損則於收益賬呈列；
- 不符合撤銷確認資格的金融資產轉讓或應用持續參與法時所產生的金融負債。當金融資產轉讓不符合撤銷確認資格時，則就轉讓所收取之代價確認金融負債。於往後期間，本集團確認就金融負債產生之任何支出；應用持續參與法時；及
- 財務擔保合約及貸款承擔。

2. SUMMARY OF MATERIAL ACCOUNTING POLICIES (CONTINUED)

2.6 Financial assets and liabilities (Continued)

Financial liabilities

(i) Classification and subsequent measurement

In both the current and prior period, financial liabilities are classified and subsequently measured at amortised cost, except for:

- Financial liabilities at fair value through profit or loss: this classification is applied to derivatives, financial liabilities held for trading (e.g. short positions in the trading booking) and other financial liabilities designated as such at initial recognition. Gains or losses on financial liabilities designated at fair value through profit or loss are presented partially in other comprehensive income (the amount of change in the fair value of the financial liability that is attributable to changes in the credit risk of that liability, which is determined as the amount that is not attributable to changes in market conditions that give rise to market risk) and partially profit or loss (the remaining amount of change in the fair value of the liability). This is unless such a presentation would create, or enlarge, an accounting mismatch, in which case the gains and losses attributable to changes in the credit risk of the liability are also presented in profit or loss;
- Financial liabilities arising from the transfer of financial assets which did not qualify for derecognition, or when the continuing involvement approach applies. When the transfer of financial asset did not qualify for derecognition, a financial liability is recognised for the consideration received for the transfer. In subsequent periods, the Group recognises any expense incurred on the financial liability; when continuing involvement approach applies; and
- Financial guarantee contracts and loan commitments.

2. 重大會計政策概要(續)

2.6 金融資產及負債(續)

金融負債(續)

(ii) 撤銷確認

金融負債於終止(即當合約內列明之責任已解除、取消或失效)時撤銷確認。

本集團與債務工具原出借人間之交換(條款有重大差異,且現有金融負債條款有重大修訂)按終止原有金融負債及確認新金融負債處理。倘若按新條款以原有實際利率按現金流(包括扣除任何已收取費用之任何已付費用)貼現之現值與原有金融負債之剩餘現金流之貼現現值最少10%的差額,則條款為有重大差異。此外,其他質化因素(例如:工具之結算貨幣、利率類別的變更、工具附帶之新兌換特徵及契約之變更)亦一併考慮。倘若債務工具之交換或條款之修訂按終止方式處理,任何已產生之成本或費用將確認為終止之部份收益及虧損。倘若交換或修訂並非按終止方式處理,任何已產生之成本或費用按調整負債之賬面值確認,並於經修訂負債之剩餘年內攤銷。

2. SUMMARY OF MATERIAL ACCOUNTING POLICIES (CONTINUED)

2.6 Financial assets and liabilities (Continued)

Financial liabilities (Continued)

(ii) Derecognition

Financial liabilities are derecognised when they are extinguished (i.e. when the obligation specified in the contract is discharged, cancelled or expires).

The exchange between the Group and its original lenders of debt instruments with substantially different terms, as well as substantial modifications of the terms of existing financial liabilities, are accounted for as an extinguishment of the original financial liability and the recognition of a new financial liability. The terms are substantially different if the discounted present value of the cash flows under the new terms, including any fees paid net of any fees received and discounted using the original effective interest rate, is at least 10% different from the discounted present value of the remaining cash flows of the original financial liability. In addition, other qualitative factors, such as the currency that the instrument is denominated in, changes in the type of interest rate, new conversion features attached to the instrument and change in covenants are also taken into consideration. If an exchange of debt instruments or modification of terms is accounted for as an extinguishment, any costs or fees incurred are recognised as part of the gain or loss on the extinguishment. If the exchange or modification is not accounted for as an extinguishment, any costs or fees incurred to adjust the carrying amount of the liability are amortised over the remaining term of the modified liability.

2. 重大會計政策概要(續)

2.7 財務擔保合約及貸款承擔

財務擔保合約是指發行人須就某指定債務人未能根據債務合約的條款支付到期債務時須向合約持有人支付指定款項以償付其損失之合約。該等財務擔保乃代表客戶授予銀行、金融機構及其他團體以擔保其貸款、透支及其他銀行信貸。

財務擔保合約最初以公平值計量及其後按以下兩者之間之較高者計量：

- 虧損準備之金額；及
- 初始確認時收取之費用扣除按香港財務報告準則第15號《客戶合同收入》原則下確認之收入。

本集團提供之貸款承擔以虧損準備之金額計量。本集團並無作出任何承擔以提供低於市場利率之貸款，或可以現金或以交付或發行另一金融工具的方式淨額清償。

就貸款承擔及財務擔保合約而言，虧損準備乃確認為撥備。然而，包含貸款及未提取承擔之合約及本集團不能從該貸款組成部份中分開識別未提取承擔組成部份之預期信貸虧損，未提取承擔之預期信貸虧損乃連同貸款之虧損準備一起確認。倘合併之預期信貸虧損超過貸款之賬面淨值，預期信貸虧損乃確認為撥備。

2. SUMMARY OF MATERIAL ACCOUNTING POLICIES (CONTINUED)

2.7 Financial guarantee contracts and loan commitments

Financial guarantee contracts are contracts that require the issuer to make specified payments to reimburse the holder for a loss it incurs because a specified debtor fails to make payments when due, in accordance with the terms of a debt instrument. Such financial guarantees are given to banks, financial institutions and others on behalf of customers to secure loans, overdrafts and other banking facilities.

Financial guarantee contracts are initially measured at fair value and subsequently measured at the higher of:

- The amount of the loss allowance; and
- The fee received on initial recognition less income recognised in accordance with the principles of HKFRS 15 “Revenue from Contracts with Customers”.

Loan commitments provided by the Group are measured as the amount of the loss allowance. The Group has not provided any commitment to provide loans at a below-market interest rate, or that can be settled net in cash or by delivering or issuing another financial instrument.

For loan commitments and financial guarantee contracts, the loss allowance is recognised as a provision. However, for contracts that include both a loan and an undrawn commitment and the Group cannot separately identify the expected credit losses on the undrawn commitment component from those on the loan component, the expected credit losses on the undrawn commitment are recognised together with the loss allowance for the loan. To the extent that the combined expected credit losses exceed the gross carrying amount of the loan, the expected credit losses are recognised as a provision.

2. 重大會計政策概要(續)

2.8 衍生工具及對沖活動

衍生工具最初於訂立衍生工具合約之日按公平值確認，其後按公平值重新計量。當衍生工具的公平值為正數時，均作為資產入賬；當公平值為負數時，則作為負債入賬。

某些衍生工具嵌入混成合約(例如可換股債券內之兌換期權)。倘混成合約包含之主體為金融資產，則本集團按上述金融資產部份之闡述評估整體合約作分類及計量用途。否則，內嵌衍生工具作為個別衍生工具處理倘：

- 其經濟性質及風險與主合約並無密切關係；
- 具有相同條款之個別工具將符合衍生工具之定義；及
- 混成合約並非按以公平值計量且其變動計入損益計量。

除本集團選擇指定該混成合約為以公平值計量且其變動計入損益外，此等內嵌衍生工具乃按公平值分開入賬，其公平值的變動於綜合收益賬內確認。

確認公平值收益或虧損的方法取決於該衍生工具是否被指定及符合資格為對沖工具，如屬者則須取決其對沖項目之性質。本集團指定若干衍生工具為已確認資產或負債或確定之承擔公平值的對沖工具(公平值對沖)。

本集團於訂立對沖時需記錄對沖項目與所對沖工具的關係，並包括其風險管理目標及進行若干對沖交易的策略。本集團亦於開始對沖後持續就其用於對沖交易的衍生工具是否對銷公平值變動有顯著成效作出評估。

2. SUMMARY OF MATERIAL ACCOUNTING POLICIES (CONTINUED)

2.8 Derivative and hedging activities

Derivatives are initially recognised at fair value on the date on which a derivative contract is entered into and are subsequently re-measured at fair value. All derivatives are carried as assets when fair value is positive and as liabilities when fair value is negative.

Certain derivatives are embedded in hybrid contracts, such as the conversion option in a convertible bond. If the hybrid contract contains a host that is a financial asset, then the Group assesses the entire contract as described in the financial assets section above for classification and measurement purposes. Otherwise, the embedded derivatives are treated as separate derivatives when:

- Their economic characteristics and risks are not closely related to those of the host contract;
- A separate instrument with the same terms would meet the definition of a derivative; and
- The hybrid contract is not measured at fair value through profit or loss.

These embedded derivatives are separately accounted for at fair value, with changes in fair value recognised in the consolidated income statement unless the Group chooses to designate the hybrid contracts at fair value through profit or loss.

The method of recognising the resulting fair value gain or loss depends on whether the derivative is designated and qualifies as a hedging instrument, and if so, the nature of the item being hedged. The Group designates certain derivatives as hedges of the fair value of recognised assets or liabilities or firm commitments (fair value hedges).

The Group documents, at the inception of the hedge, the relationship between hedged items and hedging instruments, as well as its risk management objective and strategy for undertaking various hedge transactions. The Group also documents its assessment, both at hedge inception and on an ongoing basis, of whether the derivatives that are used in hedging transactions are highly effective in offsetting changes in fair values of hedged items.

2. 重大會計政策概要(續)

2.8 衍生工具及對沖活動(續)

(甲) 公平值對沖

已指定並符合條件作公平值對沖的衍生工具的公平值變動，連同與對沖風險相關的對沖資產或負債的任何公平值變動，均於綜合收益賬內「淨交易收入—以公平值對沖之金融工具之淨收益／(虧損)」項下入賬。

倘該對沖不再符合對沖會計處理的標準，則應用實際利率法釐定該被對沖項目賬面值的調整數，按到期前期間於收益賬內攤銷。對沖權益性證券賬面值之調整及包含在保留盈利直至出售該被對沖項目為止。倘該對沖關係不再符合對沖會計處理的標準或因終止確認以外的原因而被中止，例如由於對沖項目的償付、對沖項目的未攤銷賬目值調整(終止對沖項目時的賬面價值與倘從不存在對沖項目時的賬目值兩者之差額)在剩餘期間內攤銷到收益表中。倘中止確認對沖項目，其未攤銷賬面值之調整立即在收益賬確認。

(乙) 不符合作對沖會計處理的衍生工具

若干衍生工具並不符合作對沖會計處理。任何不符合作對沖會計處理的衍生工具的公平值變動即時於綜合收益賬內「淨交易收入—持作交易用途的衍生工具之淨收益／(虧損)」項下確認。就與指定金融資產或金融負債一同管理之衍生工具而言，因其公平值變動而產生之收益及虧損列入「淨交易收入—以公平值計量且其變動計入損益的金融工具之淨收益／(虧損)」項下。

2. SUMMARY OF MATERIAL ACCOUNTING POLICIES (CONTINUED)

2.8 Derivative and hedging activities (Continued)

(a) Fair value hedge

Changes in the fair value of derivatives that are designated and qualify as fair value hedges are recorded in the consolidated income statement under “Net trading income – Net gain/(loss) arising from financial instruments subject to fair value hedge”, together with any changes in the fair value of the hedged asset that are attributable to the hedged risk.

If the hedge no longer meets the criteria for hedge accounting, the adjustment to the carrying amount of a hedged item for which the effective interest method is used is amortised to profit or loss over the period to maturity. If the hedge relationship no longer meets the criteria for hedge accounting or is terminated for reasons other than derecognition, e.g. due to repayment of the hedged item, the unamortised carrying value adjustment (the difference between the carrying value of the hedged item at the time of termination and the value at which it would have been carried had the hedge never existed) to the hedged item is amortised to the income statement over the remaining life of the hedged item by the effective interest method. If the hedged item is derecognised, the unamortised carrying value adjustment is recognised immediately in the income statement.

(b) Derivatives that do not qualify for hedge accounting

Certain derivative instruments do not qualify for hedge accounting. Changes in the fair value of any derivative instrument that does not qualify for hedge accounting are recognised immediately in the consolidated income statement under “Net trading income – Net gain/(loss) from derivatives entered into for trading purpose”. For derivatives that are managed in conjunction with designated financial assets or financial liabilities, the gains and losses arising from changes in their fair value are included under “Net trading income – Net gain/(loss) on financial instruments at fair value through profit or loss”.

2. 重大會計政策概要(續)

2.9 對銷金融工具

倘有可執行法律權利對銷某些已確認金額及有意以淨額基準結算或變現資產以同時清償負債時，金融資產及負債將互相對銷，有關之淨款項於綜合財務狀況表內呈報。法定可強制執行權利必須沒有附帶於未來事件，而在一般業務過程中以及倘本公司或對手一旦出現違約，無償債能力或破產時，仍必須強制執行。

2.10 出售及回購協議

有關出售附有回購協議(「回購協議」)之證券所引致之對交易對手負債已適當地包含在對其他銀行之結欠、銀行存款或其他賬目及預提中之結餘。按再售協議(「反向回購協議」)而購入之證券已記錄在貸款及墊款予其他銀行或客戶貸款及墊款中。出售價與回購價之差額當作利息處理及應用實際利率法在該協議期限內計提。借予交易對手之證券則保留在綜合財務報表內。

借來之證券除已售予第三者且有關購入及出售記錄於賬內及收益或虧損包括在交易收入外，將不會在綜合財務報表內確認。借來證券之歸還責任則當作交易負債以公平值入賬。

2. SUMMARY OF MATERIAL ACCOUNTING POLICIES (CONTINUED)

2.9 Offsetting financial instruments

Financial assets and liabilities are offset and the net amount reported in the consolidated statement of financial position when there is a legally enforceable right to offset the recognised amounts and there is an intention to settle on a net basis, or realise the asset and settle the liability simultaneously. The legally enforceable right must not be contingent on future events and must be enforceable in the normal course of business and in the event of default, insolvency or bankruptcy of the Company or the counterparty.

2.10 Sale and repurchase agreements

The liability to counterparties in respect of securities sold subject to repurchase agreements (“repos”) is included in amounts due to other banks, deposits from banks, or other accounts and accruals, as appropriate. Securities purchased under agreements to resell (“reverse repos”) are recorded as loans and advances to other banks or customers, as appropriate. The difference between the sale and repurchase price is treated as interest and accrued over the life of the agreements using the effective interest method. Securities lent to counterparties are also retained in the consolidated financial statements.

Securities borrowed are not recognised in the consolidated financial statements, unless these are sold to third parties, in which case the purchases and sales are recorded with the gain or loss included in trading income. The obligation to return them is recorded at fair value as a trading liability.

2. 重大會計政策概要(續)

2.11 收回資產

已收回抵押品資產之貸款不會被撤銷，並在綜合財務狀況表內連同已作出之合適減值準備數額列賬。就拖欠償付貸款而言，本集團根據司法安排或法院法令而行使以物抵債權及回收其抵押品資產和取得資產法定擁有權，相關之貸款已被終止確認。該行使以物抵債權取得之資產持作再出售並呈報於「各項貸款及其他賬目－其他資產」項下。

2.12 分項報告

營運業務分項之呈報方式與向主要營運決策人提供之內部報告方式一致。主要營運決策人為向機構分配資源並評估機構之營運分項表現之人仕或一組人仕。本集團已指定行政總裁及執行委員會(「執行委員會」)成員為其主要營運決策人。

所有營業分項間之交易按公平基準進行，分項之間收益及成本於綜合賬內抵銷。在釐定營業分項之表現時，會計入直接與各分項有關之收入及支出。

根據香港財務報告準則第8號《營運業務分項》之規定，本集團有以下分項：個人銀行、企業銀行、財資及環球市場業務、中國內地及澳門銀行及其他。

2. SUMMARY OF MATERIAL ACCOUNTING POLICIES (CONTINUED)

2.11 Repossessed assets

Loans on which collateral assets have been repossessed are not derecognised and are carried in the consolidated statement of financial position with appropriate amounts of impairment allowances made. In the case of delinquent loans on which collateral assets have been foreclosed and repossessed by the Group pursuant to legal arrangements or court orders, and with the legal title of the assets having been passed to the Group, such loans are derecognised. The foreclosed assets held for resale are included in “Advances and other accounts – Other assets”.

2.12 Segment reporting

Operating segments are reported in a manner consistent with the internal reporting provided to the chief operating decision maker. The chief operating decision maker is the person or group of persons that allocates resources to and assesses the performance of the operating segments of an entity. The Group has determined the Chief Executive and members of the Executive Committee (“EC”) as its chief operating decision maker.

All transactions between operating segments are conducted on an arm’s length basis, with inter-segment revenues and costs being eliminated on consolidation. Income and expenses directly associated with each segment are included in determining operating segment performance.

Based on the requirements of HKFRS 8 “Operating Segments”, the Group has the following segments: Personal Banking, Corporate Banking, Treasury and Global Markets, Mainland China and Macau Banking, and Others.

2. 重大會計政策概要(續)

2.13 外幣換算

(甲) 功能及呈列貨幣

本集團旗下各機構之財務報表中所載項目乃應用該機構營運之主要經濟環境所使用之貨幣(「功能貨幣」)計量。綜合財務報表乃以港幣呈列。港幣乃本集團之呈列貨幣及本公司及本集團主要業務之功能及呈列貨幣。

(乙) 交易及結餘

外幣交易按交易日現行之匯率換算為有關機構的功能貨幣。該等交易結算及以外幣結算之貨幣性資產或負債按年結日之匯率換算所產生之匯兌收益及虧損，乃於綜合收益賬內確認。

所有於綜合收益賬確認之外幣換算收益及虧損按淨額於綜合收益賬之相應項目下呈列。其他全面收益項目之外幣換算收益及虧損於綜合全面收益賬之相應項目下呈列。

倘以外幣結算並分類為以公平值計量且其變動計入其他全面收益的金融資產之貨幣性資產之公平值變動，會就資產之攤餘成本變動及資產賬面值其他變動產生之換算差額作出區分。與攤餘成本變動有關之換算差額於綜合收益賬內確認，而與賬面值變動(減值除外)有關之換算差額於其他全面收益內確認。

非貨幣性項目，如持有以公平值計量且其變動計入損益的股本工具投資，其換算差額將作為公平值收益或虧損之一部份呈報。若干非貨幣性項目，如歸類為以公平值計量且其變動計入其他全面收益的金融資產之權益證券，其換算差額則列入其他全面收益內的投資重估儲備。

2. SUMMARY OF MATERIAL ACCOUNTING POLICIES (CONTINUED)

2.13 Foreign currency translation

(a) Functional and presentation currency

Items included in the financial statements of each of the Group's entities are measured using the currency of the primary economic environment in which the entity operates (the "functional currency"). The consolidated financial statements are presented in HK dollars, which is the Group's presentation currency and the functional and presentation currency of the Company and major part of the Group.

(b) Transactions and balances

Foreign currency transactions are translated into the functional currency of the relevant entity using the exchange rates prevailing at the dates of the transactions. Foreign exchange gains and losses resulting from the settlement of such transactions and from the translation at year-end exchange rates of monetary assets and liabilities denominated in foreign currencies are recognised in the consolidated income statement.

All foreign exchange gains and losses recognised in the consolidated income statement are presented net in the consolidated income statement within the corresponding item. Foreign exchange gains and losses on other comprehensive income items are presented in the consolidated statement of comprehensive income within the corresponding item.

In the case of changes in the fair value of foreign currency denominated monetary assets classified as FVOCI, a distinction is made between translation differences resulting from changes in amortised cost of the assets and other changes in the carrying amount of the assets. Translation differences related to changes in the amortised cost are recognised in the consolidated income statement, and those related to changes in the carrying amount, except for impairment, are recognised in other comprehensive income.

Translation differences on non-monetary items, such as investments in equity instruments held at fair value through profit or loss, are reported as part of the fair value gain or loss. Translation difference on certain other non-monetary items, such as equities classified as FVOCI, are included in the investment revaluation reserve in other comprehensive income.

2. 重大會計政策概要(續)

2.13 外幣換算(續)

(丙) 集團旗下公司

所有功能貨幣與呈列貨幣不同的集團實體(其均非超通脹經濟之貨幣)之業績及財務狀況按以下方式換算為呈列貨幣：

- (i) 各財務狀況表所呈列之資產及負債按財務狀況表之報告日期之收市匯率換算；
- (ii) 各收益賬之收入及支出按平均匯率換算(倘此平均值並非該等交易日期通行匯率的累積效果之合理約數，收入及支出則按交易日匯率換算)；及
- (iii) 所有兌換差額將確認為權益賬內一個獨立項目。

上述過程產生之匯兌差異於股東權益賬「匯兌儲備」項下呈報。

於綜合賬目時，換算國外機構淨投資所產生之兌換差額，列入股東權益賬內。倘國外業務被出售，該等兌換差額將列作出售所得之部份收益或虧損在綜合收益賬內確認。

因收購國外實體產生之商譽及公平值調整，被當作該國外實體之資產及負債處理，並按於結算日之匯率換算。

2. SUMMARY OF MATERIAL ACCOUNTING POLICIES (CONTINUED)

2.13 Foreign currency translation (Continued)

(c) Group companies

The results and financial position of all the Group's entities (none of which has the currency of a hyperinflationary economy) that have a functional currency different from the presentation currency are translated into the presentation currency as follows:

- (i) assets and liabilities for each statement of financial position presented are translated at the closing rate at the date of that statement of financial position;
- (ii) income and expenses for each income statement are translated at average exchange rates (unless this average is not a reasonable approximation of the cumulative effect of the rates prevailing on the transaction dates, in which case income and expenses are translated at the dates of the transactions); and
- (iii) all resulting exchange differences are recognised as a separate component of equity.

Exchange differences arising from the above processes are reported in shareholders' equity under "Exchange reserve".

On consolidation, exchange differences arising from the translation of the net investment in foreign entities are taken to shareholders' equity. When a foreign operation is sold, such exchange differences are recognised in the consolidated income statement as part of the gain or loss on sale.

Goodwill and fair value adjustments arising on the acquisition of a foreign entity are treated as assets and liabilities of the foreign entity and translated at the closing rate.

2. 重大會計政策概要(續)

2.14 行產及其他固定資產

行產主要包括辦公室和商舖。被歸類為融資租賃之租賃土地及其他固定資產按歷史成本減除折舊載列。歷史成本包括直接歸屬於收購該等項目之支出。

只有當一項資產可能給本集團帶來相關連之未來經濟利益，以及該項目之成本可以可靠地釐定時，該項資產之後期成本才會列於資產之賬面值中或作為個別資產確認(視乎適合而定)。資產被更換部份之賬面值會被撤銷確認。所有其他維修開支均於產生之財政期間於綜合收益賬內扣除。

- 行產 於剩餘的租賃期內
- 傢俬、裝置、設備及汽車 於估計使用年期(一般在3至10年之間或未屆之租賃期，以短者為準)

資產之剩餘價值及使用年期於每個報告期末將被評估，並在合適之情況下作出調整。

倘資產之賬面值高於其估計可回收金額，則該資產之賬面值將即時被減值至其可回收金額(附註2.17)。

出售之收益及虧損按比較所得款項與賬面值釐定及確認於綜合收益賬內。

2. SUMMARY OF MATERIAL ACCOUNTING POLICIES (CONTINUED)

2.14 Premises and other fixed assets

Premises comprise mainly offices and shops. Leasehold land and all other fixed assets are stated at historical cost less depreciation. Historical cost includes expenditure that is directly attributable to the acquisition of the items.

Subsequent costs are included in the asset's carrying amount or recognised as a separate asset, as appropriate, only when it is probable that future economic benefits associated with the item will flow to the Group and the cost of the item can be measured reliably. The carrying amount of the replaced part is derecognised. All other repairs and maintenance are expensed in the consolidated income statement during the financial period in which they are incurred.

- Premises Over the remaining period of lease
- Furniture, fittings, equipment and motor vehicles Over the estimated useful lives generally between 3 and 10 years or the unexpired terms of the lease, whichever is shorter

The assets' residual values and useful lives are reviewed, and adjusted if appropriate, at each end of the reporting period.

An asset's carrying amount is written down immediately to its recoverable amount if the asset's carrying amount is greater than its estimated recoverable amount (Note 2.17).

Gains and losses on disposals are determined by comparing the proceeds with the carrying amount and are recognised in the consolidated income statement.

2. 重大會計政策概要(續)

2.15 投資物業

持作收取長期租金收益或獲取資本增值或兩者兼得且並非由集團旗下公司所佔用之物業被歸類為投資物業。

投資物業最初以成本值(包括相關交易費用)計量。

在初始確認後，投資物業按公平值列賬。公平值乃以活躍市場之價格為基礎，於需要時就特定之資產性質、地點或狀況之任何差異作出調整。倘該等資料無法得到，本集團則應用替代估值法，例如按次活躍市場最近之價格或貼現現金流量預測進行估值。該等估值乃依照國際估值準則委員會頒佈之指引完成。該等估值每年由外聘估值師進行。重建並持續用作投資物業之投資物業，或其市場活躍度下降之投資物業繼續按公平值計量。

投資物業之公平值反映(其中包括)現時租賃之租金收入及按現行市況預期之未來租金收入。

只有當與該項目可能給本集團帶來關連之未來經濟利益及該項目之成本可被可靠地計量時，後期開支才會計入該資產之賬面值。所有其他維修支出於其產生之相關財政期間記入綜合收益賬內。

公平值變動於綜合收益賬內確認。

2. SUMMARY OF MATERIAL ACCOUNTING POLICIES (CONTINUED)

2.15 Investment properties

Property that is held for long-term rental yields or for capital appreciation or both, and that is not occupied by the companies in the consolidated Group, is classified as investment property.

Investment property is measured initially at its cost, including related transaction costs.

After initial recognition, investment property is carried at fair value. Fair value is based on active market prices, adjusted, if necessary, for any difference in the nature, location or condition of the specific asset. If this information is not available, the Group uses alternative valuation methods such as recent prices on less active markets or discounted cash flow projections. These valuations are performed in accordance with the guidance issued by the International Valuation Standards Committee. These valuations are reviewed annually by external valuers. Investment property that is being redeveloped for continuing use as investment property, or for which the market has become less active, continues to be measured at fair value.

The fair value of investment property reflects, among other things, rental income from current leases and assumptions about rental income from future leases in the light of current market conditions.

Subsequent expenditure is charged to the asset's carrying amount only when it is probable that future economic benefits associated with the item will flow to the Group and the cost of the item can be measured reliably. All other repairs and maintenance costs are expensed in the consolidated income statement during the financial period in which they are incurred.

Changes in fair values are recognised in the consolidated income statement.

2. 重大會計政策概要(續)

2.15 投資物業(續)

倘投資物業由本集團旗下公司所佔用，則重新歸類為行產及其他固定資產，其於重新歸類日期之公平值將成為其成本值。

倘某些行產及其他固定資產因其用途改變而轉為投資物業，根據香港會計準則第16號，該資產於轉讓日之賬面值與公平值間任何差額，將當作行產及其他固定資產之重估而確認於權益賬內。然而，倘該公平值增值抵銷過往之減值虧損，該增值則於綜合收益賬內確認。

2.16 商譽及無形資產

商譽指收購之成本超逾本集團應佔被收購者於收購日期之可認明資產及負債公平值淨值之金額。商譽按成本減所有累積虧損列示。商譽將每年進行減值測試。商譽的減值虧損不能回撥，出售實體之收益及虧損包含該出售實體之商譽賬面值。

商譽須被分配至各現金產生單位以作為其減值測試。所分配之單位為預期可受惠於產生該商譽之業務合併之各現金產生單位或各組現金產生單位。

倘因收購而產生之無形資產可與商譽獨立確認，或倘因合約或其他法律權利而產生之無形資產，及其價值可以可靠地估計，則無形資產與商譽分開確認。無形資產包括商標及核心存款、合約以及客戶關係的無形資產。無形資產根據預計使用年期按成本減攤銷及／或累積減值虧損列示。攤銷按其介乎5至12年之預計使用年期以餘額遞減法計算。

2. SUMMARY OF MATERIAL ACCOUNTING POLICIES (CONTINUED)

2.15 Investment properties (Continued)

If an investment property becomes owner-occupied, it is reclassified as premises and other fixed assets, and its fair value at the date of reclassification becomes its cost for accounting purposes.

If an item of premises and other fixed assets becomes an investment property because its use has changed, any difference resulting between the carrying amount and the fair value of this item at the date of transfer is recognised in equity as a revaluation of premises and other fixed assets under HKAS 16. However, if a fair value gain reverses a previous impairment loss, the gain is recognised in the consolidated income statement.

2.16 Goodwill and intangible assets

Goodwill represents the excess of the cost of an acquisition over the Group's share of the net fair value of the identifiable assets and liabilities of the acquiree as at the date of acquisition. Goodwill is carried at cost less any accumulated impairment losses. Goodwill is tested annually for impairment. Impairment losses on goodwill are not reversed. Gains and losses on the disposal of an entity include the carrying amount of goodwill relating to the entity sold.

Goodwill is allocated to cash-generating units for the purpose of impairment testing. The allocation is made to those cash-generating units or groups of cash-generating units that are expected to benefit from the business combination on which the goodwill arose.

Intangible assets arising from an acquisition are recognised separately from goodwill when they are separable or arise from contractual or other legal rights, and their value can be measured reliably. They include trade names and intangible assets of core deposits, contracts and customer relationships. Intangible assets are stated at cost less amortisation, and/or accumulated impairment losses. Amortisation is calculated based on estimated useful life ranging from 5 to 12 years using a diminishing balance method.

2. 重大會計政策概要(續)

2.17 商譽、無形資產及非金融資產之減值

具無使用期限或未能使用之資產將不會被攤銷，但每年須作減值測試。倘出現某些事件或環境變化顯示其賬面值可能不可收回時，該等資產將作減值檢查。資產賬面值超逾可收回金額之數額被確認為減值虧損。可收回金額乃扣除出售費用後之資產公平值及使用價值之較高者。該等資產按最原始類別分類(現金產生單位)從而分別認明其現金流，藉以用作減值評估用途。除商譽外，非金融資產於各報告期就其減值之回撥可能性作出審閱。

在本公司的財務報表，如從附屬公司或聯營公司收取的股息超過其在該宣派年度的所佔全面收益總額，或其在本公司之財務狀況表內的賬面值超過在其綜合財務狀況表內包括商譽的所佔淨資產值時，亦須為該等投資作減值測試。

2.18 即期及遞延稅項

本期稅項支出包括即期及遞延稅項。除於其他全面收益或直接於權益確認之項目，其相關稅項在其他全面收益或直接於權益之相應項目內確認外，稅項在綜合收益賬內確認。

即期稅項支出按照本公司之附屬公司、聯營公司及合營公司其獲得應課稅收入之地區於報告期末已頒佈或實質上已頒佈之稅法作為基準計算。管理層定期就適用稅例內須作詮釋之情況評估報稅表內之申報狀況，並在適當時按預計須繳付予稅務機關之金額作為撥備基準。

2. SUMMARY OF MATERIAL ACCOUNTING POLICIES (CONTINUED)

2.17 Impairment of goodwill, intangible assets and non-financial assets

Assets that have an indefinite useful life or are not yet available for use are not subject to amortisation, but are tested annually for impairment. Assets are reviewed for impairment whenever events or changes in circumstances indicate that the carrying amount may not be recoverable. An impairment loss is recognised for the amount by which the asset's carrying amount exceeds its recoverable amount. The recoverable amount is the higher of an asset's fair value less costs to sell and value in use. For the purposes of assessing impairment, assets are grouped at the lowest levels (cash-generating units) for which there are separately identifiable cash flows. Non-financial assets other than goodwill that suffered an impairment are reviewed for possible reversal of the impairment at each reporting date.

In the Company's financial statements, impairment testing of the investment in a subsidiary or an associate is also required upon receiving dividend from that entity if the dividend exceeds the Company's share of the total comprehensive income of that entity concerned in the period the dividend is declared or if the carrying amount of that entity in the Company's statement of financial position exceeds the Company's share of the carrying amount of that entity's net assets including goodwill in its consolidated statement of financial position.

2.18 Current and deferred income tax

The tax expense for the period comprises current and deferred tax. Tax is recognised in the consolidated income statement, except to the extent that it relates to items recognised in other comprehensive income or directly in equity. In such case, the tax is recognised in other comprehensive income or directly in equity respectively.

The current income tax charge is calculated on the basis of the tax laws enacted or substantially enacted at the end of the reporting period in the countries where the Company's subsidiaries, associates and joint ventures generate taxable income. Management periodically evaluates positions taken in tax returns with respect to situations in which applicable tax regulation is subject to interpretation. It establishes provisions where appropriate on the basis of amounts expected to be paid to the tax authorities.

2. 重大會計政策概要(續)

2.18 即期及遞延稅項(續)

遞延稅項乃根據資產及負債的稅基值及其於綜合財務報表內賬面值之暫時差異按負債法確認。遞延稅項應用於報告期末已經或基本已經實施及預計於相關遞延稅項資產變現或遞延稅項負債清償時將適用之稅率釐定。

倘暫時差異可用以對銷日後有可能出現之應課稅溢利時，應列作遞延所得稅資產入賬。結轉稅項虧損的稅務影響於該等虧損可用於抵銷未來可能產生之應課稅利潤時確認為資產。

除非暫時差異之撥回由本集團控制及該暫時差異很可能不會在可見未來撥回，本集團已就投資於附屬公司、聯營公司及共同控制實體而產生之暫時差異作出撥備。

有關投資物業之遞延稅項乃根據假設該等投資物業是通過出售來回收其賬面值之稅務效應而計量。

與重新計量以公平值計量且其變動計入其他全面收益的債務證券之公平值相關之遞延稅項，亦直接在其他全面收益扣除或計入其他全面收益，其後於有關投資變現時於綜合收益賬內確認。

2. SUMMARY OF MATERIAL ACCOUNTING POLICIES (CONTINUED)

2.18 Current and deferred income tax (Continued)

Deferred income tax is recognised, using the liability method, on temporary differences arising between the tax bases of assets and liabilities and their carrying amounts in the consolidated financial statements. Deferred income tax is determined using tax rates that have been enacted or substantially enacted by the end of the reporting period and that are expected to apply when the related deferred income tax asset is realised or the deferred income tax liability is settled.

Deferred income tax assets are recognised only to the extent that it is probable that future taxable profit will be available against which the temporary differences can be utilised. The tax effects of income tax losses available for carry forward are recognised as an asset when it is probable that future taxable profits will be available against which these losses can be utilised.

Deferred income tax is provided on temporary differences arising on investments in subsidiaries, associates and jointly controlled entities, except where the timing of the reversal of the temporary difference is controlled by the Group and it is probable that the temporary difference will not reverse in the foreseeable future.

Deferred income tax related to investment properties is measured according to the tax consequence on the presumption that they are recovered entirely through sale.

Deferred income tax related to fair value re-measurement of debt securities at FVOCI, which is charged or credited directly to other comprehensive income, is also credited or charged directly to other comprehensive income and is subsequently recognised in the consolidated income statement upon the realisation of relevant investments.

2. 重大會計政策概要(續)

2.19 僱員福利

(甲) 退休金責任

集團提供一項強制性公積金及多項界定供款退休計劃，計劃之資產一般由獨立管理之基金持有。退休金計劃由集團相關公司與員工供款。

集團向強制性公積金計劃及界定供款退休計劃支付之供款在已付時當作費用支銷。除向強制性公積金供款外，集團可將員工在未全數取得既得之利益前退出計劃而被沒收之僱主供款用作扣減供款。

(乙) 以股份為基礎之報酬

(i) 認股權計劃

在以股份作為基礎支付之報酬計劃中，本集團可選擇於行使日向承授人支付認股權的內在價值或發行新股份。於歸屬期間列作支出之總額乃參考根據支付方式之公平值釐定。

以現金支付之以股份作為基礎支付之報酬，支出總額為所授出之認股權之公平值。該公平值將於每個報告期內重新計量，而任何成本變動於綜合收益賬內確認及相應調整和列於「負債」。

以股權支付之以股份為基礎支付之報酬，支出總額為所授出之認股權於授出日之公平值，及相應金額於股東資金「以股份為基礎報酬之儲備」項下確認。於授出日所釐定的支出總額將根據認股權期內生效條款於綜合收益賬內確認。在認股權被行使時，本公司將會發行新股份以支付其承擔，及於「以股份作為基礎報酬之儲備」轉撥相關金額至「股本」項下。

2. SUMMARY OF MATERIAL ACCOUNTING POLICIES (CONTINUED)

2.19 Employee benefits

(a) Pension obligations

The Group offers a mandatory provident fund scheme and a number of defined contribution plans, the assets of which are generally held in separate trustee-administered funds. These pension plans are funded by payments from employees and by the relevant Group companies.

The Group's contributions to the mandatory provident fund schemes and defined contribution retirement schemes are expensed as incurred. Other than mandatory provident fund contribution, the Group's contributions may be reduced by contributions forfeited by those employees who leave prior to vesting fully in the contributions.

(b) Share-based compensation

(i) Share option schemes

The Group has the choice to pay the intrinsic value of the share option or to issue new shares to a grantee at the date of exercise under the share-based compensation plans. The total amount to be expensed over the vesting period is determined by reference to the fair value according to settlement type.

For cash-settled share-based compensation, the total cost is the fair value of the options granted, with re-measurement at each reporting period with any change in the cost recognised in the consolidated income statement, with a corresponding credit or adjustment to the "Liabilities".

For equity-settled share-based compensation, the total cost is measured and recognised based on the fair value of the equity options at the grant date, with a corresponding credit to the "Share-based compensation reserve" in the shareholders' funds. The total cost, which is fixed based on the fair value at the grant date, is charged to consolidated income statement in accordance with the terms of the vesting of the options over time. When the options are exercised, the Company will issue new shares to settle its obligation, and transfer applicable amount from the "Share-based compensation reserve" to the "Share capital" account.

2. 重大會計政策概要(續)

2.19 僱員福利(續)

(乙) 以股份為基礎之報酬(續)

(ii) 股份獎勵計劃

對於股份獎勵計劃授出之股份，其以股份為基礎之報酬的支出金額，乃考慮到於授出日所有非歸屬條件相關的授出利益，授予股票的公允價值計算。總費用在相關歸屬期內攤銷確認，倘授出日立即歸屬確認，並相應計入股東資金內的「以股份為基礎報酬之儲備」。

對於於歸屬期間攤銷之授出股份，本集團於各報告期末根據歸屬條件審視預期最終歸屬獎勵股份數目之估計。對確認至往年累計金額之任何調整，均會計及至當年度的以股份為基礎之報酬的支出金額，並相應地調整至「以股份為基礎報酬之儲備」。

於股份獎勵計劃下，從股票市場購入用作授出股份或購入股份用作以股代息之總成本（包含所有有關成本），均呈列於「持作股份獎勵計劃之股份」項下及從總權益中扣除。

於股份獎勵計劃之歸屬期間，於股票市場購入用作授出股份、以現金股息購入股份用作再投資，及茲收以股代息（「茲收紅股」），其有關成本均回撥至「持作股份獎勵計劃之股份」，其中倘購入股份則相應減少「以股份為基礎報酬之儲備」，其中倘茲收以股代息（「茲收紅股」）則相應減少保留盈利。

2. SUMMARY OF MATERIAL ACCOUNTING POLICIES (CONTINUED)

2.19 Employee benefits (Continued)

(b) Share-based compensation (Continued)

(ii) Share award schemes

For award shares under the Share Award Scheme, the amount to be expensed as share-based compensation expenses is determined by reference to the fair value of the award shares granted, taking into account all non-vesting conditions associated with the grants on grant date. The total expenses is recognised over the relevant vesting periods or on the grant date if the shares vest immediately, with a corresponding credit to the “Share-based compensation reserve” in the shareholders’ funds.

For those awarded shares which are amortised over the vesting periods, the Group reviews its estimates of the number of award shares that are expected ultimately vest based on the vesting conditions at the end of each reporting period. Any resulting adjustment to the cumulative amount recognised in prior years is charged or credited to share-based compensation expenses in the current year, with a corresponding adjustment to “Share-based compensation reserve”.

Where award shares are acquired under the Share Award Scheme from the market or by electing for scrip in lieu of cash dividends, the total consideration of the shares acquired from the market (including any directly attributable costs) or the value of shares received under the scrip dividend scheme is presented as “Shares held for share award scheme” and deducted from total equity.

Upon vesting, the related costs of the vested award shares purchased from the market and shares acquired from reinvesting cash dividends or received under the scrip dividend scheme (dividend shares) are credited to “Shares held for share award scheme”, with a corresponding decrease in “Share-based compensation reserve” for the purchased shares, and decrease in retained earnings for the dividend shares.

2. 重大會計政策概要(續)

2.19 僱員福利(續)

(丙) 僱員應享假期

僱員應享年假和長期服務休假福利已在僱員提供服務時確認。於截至報告期末已就僱員提供服務而應享之年假及長期服務休假之估計負債作出撥備。

(丁) 獎金計劃

當本集團因為僱員提供服務而產生之即時或推定應付獎金責任，而有關金額須在報告期末後12個月內償付並能可靠地估計時，則該獎金計劃之負債將被確認。

2.20 撥備

倘本集團因過往事件而產生即時法律或推定責任；可能須就解除責任而導致經濟資源流失之可能性高於不會導致資源流失之可能性；及可就承擔之款額作出可靠估計時，則需確認重組成本及法律索償之撥備。重組撥備包括終止租賃罰金及終止聘約付款。未來經營虧損則不會確認為撥備。

倘有多項同類責任時，解除該等責任導致損失之可能性按責任之類別作整體釐定。即使在同一類別責任內任何一項目導致損失之可能性可能會很小，亦需就此確認撥備。

2. SUMMARY OF MATERIAL ACCOUNTING POLICIES (CONTINUED)

2.19 Employee benefits (Continued)

(c) Employee leave entitlements

Employee entitlements to annual leave and long service leave are recognised when they accrue to employees. An accrual is made for the estimated liability for annual leave and long service leave as a result of services rendered by employees up to the end of the reporting period.

(d) Bonus plans

Liabilities for bonus plans due wholly within twelve months after the end of the reporting period are recognised when the Group has a present or constructive obligation as a result of services rendered by employees and a reliable estimate of the obligation can be made.

2.20 Provisions

Provisions are recognised when: the Group has a present legal or constructive obligation as a result of past events; it is more likely than not that an outflow of resources will be required to settle the obligation; and the amount has been reliably estimated. Provisions are not recognised for future operating losses.

Where there are a number of similar obligations, the likelihood that an outflow will be required in settlement is determined by considering the class of obligations as a whole. A provision is recognised even if the likelihood of an outflow with respect to any one item included in the same class of obligations may be small.

2. 重大會計政策概要(續)

2.21 租賃

租賃於本集團可使用其租賃資產之日期被確認為一項使用權資產及一項相應負債。

合約可能包含租賃及非租賃組成部分。本集團按其相對之單獨價格分配合約代價至租賃及非租賃組成部分。然而，就本集團為承租人之物業租賃，本集團選擇不分開租賃及非租賃組成部分及反而當其為單一租賃組成部分處理。

源自租賃之資產及負債按現值基準作初始計量。租賃負債包含下列租賃付款之淨現值：

- 固定付款(包括實質上固定付款)，扣除任何應收租賃優惠，
- 按一個指數或一個比率為基礎之變動付款，其於生效日期之初始計量使用該指數或比率(如有)，
- 本集團按擔保剩餘價值預計應付之金額(如有)，
- 買入選擇權之行使價如本集團可合理地確定行使該選擇權，及
- 終止租賃之罰金付款，倘若租賃期反映本集團行使該選擇權。

按可合理確定之延長選擇權而將支付之租賃付款亦包括在負債之計量。

2. SUMMARY OF MATERIAL ACCOUNTING POLICIES (CONTINUED)

2.21 Leases

Leases are recognised as a right-of-use asset and a corresponding liability at the date at which the leased asset is available for use by the Group.

Contracts may contain both lease and non-lease components. The Group allocates the consideration in the contract to the lease and non-lease components based on their relative stand-alone prices. However, for leases of real estate for which the Group is a lessee, it has elected not to separate lease and non-lease components and instead accounts for these as a single lease component.

Assets and liabilities arising from a lease are initially measured on a present value basis. Lease liabilities include the net present value of the following lease payments:

- fixed payments (including in-substance fixed payments), less any lease incentives receivable,
- variable lease payments that are based on an index or a rate, initially measured using the index or rate as at the commencement date, if any
- amounts expected to be payable by the Group under residual value guarantees, if any
- the exercise price of a purchase option if the Group is reasonably certain to exercise that option, and
- payments of penalties for terminating the lease, if the lease term reflects the Group exercising that option.

Lease payments to be made under reasonably certain extension options are also included in the measurement of the liability.

2. 重大會計政策概要(續)

2.21 租賃(續)

租賃付款使用隱含於租賃之利率貼現。倘若不能隨時釐定該利率(其為本集團內租賃之一般情況)，則使用個別承租人之新增借貸利率，即承租人將會需要支付之利率以獲得借貸所需資金從而取得在同類經濟環境、同類條款，擔保及條件下與使用權資產同類價值相近之資產。

就釐定新增借貸利率，本集團：

- 於可行情況，使用個別承租人近期取得之第三方融資為起點，再就取得第三方融資後之融資狀況變動作出調整，
- 使用由下而上方法，以無風險利率為起點，再就本集團持有之租賃(其並無取得近期之第三方融資)之信貸風險作出調整，及
- 就租賃作出特定調整，例如條款、國家、貨幣及擔保物。

租賃支出分配在本金及財務成本之間。財務成本於租賃期間在收益賬中支銷以就於各個期間內之負債的剩餘結餘製定一個持續之定期的利率。

使用權資產以成本計量，並包括下列項目：

- 租賃負債之初始計量金額，
- 任何於生效日期或之前的租賃付款(扣除任何收取之租賃優惠)，
- 任何初始直接開支，及
- 修復開支。

2. SUMMARY OF MATERIAL ACCOUNTING POLICIES (CONTINUED)

2.21 Leases (Continued)

The lease payments are discounted using the interest rate implicit in the lease. If that rate cannot be readily determined, which is generally the case for leases in the Group, the lessee's incremental borrowing rate is used, being the rate that the individual lessee would have to pay to borrow the funds necessary to obtain an asset of similar value to the right-of-use asset in a similar economic environment with similar terms, security and conditions.

To determine the incremental borrowing rate, the Group:

- where possible, uses recent third-party financing received by the individual lessee as a starting point, adjusted to reflect changes in financing conditions since third party financing was received,
- uses a build-up approach that starts with a risk-free interest rate adjusted for credit risk for leases held by the Group, which does not have recent third party financing, and
- makes adjustments specific to the lease, e.g. term, country, currency and security.

Lease payments are allocated between principal and finance cost. The finance cost is charged to profit or loss over the lease period so as to produce a constant periodic rate of interest on the remaining balance of the liability for each period.

Right-of-use assets are measured at cost comprising the following:

- the amount of the initial measurement of lease liability,
- any lease payments made at or before the commencement date less any lease incentives received,
- any initial direct costs, and
- restoration costs.

2. 重大會計政策概要(續)

2.21 租賃(續)

使用權資產一般在該資產之可使用年期及租賃期中以較短者配以直線法折舊。

有關短期租賃及所有低價值資產租賃之付款按直線法在收益賬中確認為開支。短期租賃乃租賃期為12個月或以下之租賃。

集團作為出租人時，從經營租賃收取的租賃收入按租賃年期以直線法確認為收入。

2.22 受託業務

本集團一般以託管人及其他信託方式行事，代表個人、信託及其他機構持有或存置資產。由於該等資產及其所產生的收入並非本集團之資產，故不會於本集團之綜合財務報表中列賬。

2.23 股本

普通股股份被分類為權益，發行新股份應佔之新增支出，於除稅後從實收款項中扣除，並呈列於權益賬內。

普通股股份之股息在綜合財務報表內獲股東批准之期間確認為負債。

2.24 現金及等同現金項目

於現金流量結算表，現金及等同現金項目包括由購入日起計3個月內到期的結餘，包括現金、銀行及其他金融機構結餘、國庫票據、其他合適投資票據及存款證及可即時轉換為已知金額的現金而不涉及重大風險之證券投資。

2. SUMMARY OF MATERIAL ACCOUNTING POLICIES (CONTINUED)

2.21 Leases (Continued)

Right-of-use assets are generally depreciated over the shorter of the asset's useful life and the lease term on a straight-line basis.

Payments associated with short-term leases and all leases of low-value assets are recognised on a straight-line basis as an expense in profit or loss. Short-term leases are leases with a lease term of 12 months or less.

Lease income from operating leases where the Group is a lessor is recognised in income on a straight-line basis over the lease term.

2.22 Fiduciary activities

The Group commonly acts as trustees and in other fiduciary capacities that result in the holding or placing of assets on behalf of individuals, trusts and other institutions. These assets are excluded from the consolidated financial statements, as they are not assets of the Group.

2.23 Share capital

Ordinary shares are classified as equity. Incremental costs directly attributable to the issue of new shares are shown in equity as a deduction, net of tax, from the proceeds.

Dividends on ordinary shares are recognised as a liability in the consolidated financial statements in the period in which they are approved by shareholders.

2.24 Cash and cash equivalents

In the statement of cash flows, cash and cash equivalents comprise balances with less than three months' maturity from the date of acquisition, including: cash, balances with banks and other financial institutions, treasury bills, other eligible bills and certificates of deposit and investment securities which are readily convertible to known amounts of cash and are subject to an insignificant risk of changes in value.

2. 重大會計政策概要(續)

2.25 或然負債及或然資產

或然負債指因為過往事件而可能引起之承擔，而其存在只能就集團控制範圍以外之一宗或多宗不確定未來事件之出現而被確認。或然負債亦可能是因為過往事件引致之現有承擔，但由於可能不需要有經濟資源流失，或承擔金額未能可靠衡量而未有記賬。

或然負債不會被確認，但會在綜合財務報表附註中披露。假若資源流失之可能性改變而導致資源可能流失，則被確認為撥備。

或然資產指因為過往事件而可能產生之資產，而其存在只能就集團控制範圍以外之一宗或多宗不確定事件之出現而被確認。

或然資產不會被確認，但會於經濟收益有可能獲得時在綜合財務報表附註中披露。若實質確定有收益獲得時，則被確認為資產。

3. 財務風險管理

本集團之營運業務承受著不同之財務風險，該等業務活動涉及分析、評估、接受及管理若干程度之風險或組合風險。須承擔風險乃金融業務之核心部份，而操作風險乃從事業務不可避免之後果。因此，本集團之目標為適當地平衡風險與回報，並將對本集團財務表現所潛在的不良影響減至最低。

本集團之風險管理政策旨在認明及分析此等風險，設定合適之風險額度和控制，監控風險及使用可靠和先進之資訊系統以嚴守額度。本集團定期審視其風險管理政策及系統以反映市場、產品及最佳慣例之變化。

2. SUMMARY OF MATERIAL ACCOUNTING POLICIES (CONTINUED)

2.25 Contingent liabilities and contingent assets

A contingent liability is a possible obligation that arises from past events and whose existence will only be confirmed by the occurrence or non-occurrence of one or more uncertain future events not wholly within the control of the Group. It can also be a present obligation arising from past events that is not recognised because it is not probable that an outflow of economic resources will be required or the amount of obligation cannot be measured reliably.

A contingent liability is not recognised but is disclosed in the notes to the consolidated financial statements. When a change in the probability of an outflow occurs so that outflow is probable, it will then be recognised as a provision.

A contingent asset is a possible asset that arises from past events and whose existence will be confirmed only by the occurrence or non-occurrence of one or more uncertain events not wholly within the control of the Group.

A contingent asset is not recognised but is disclosed in the notes to the consolidated financial statements when an inflow of economic benefits is probable. When such inflow is virtually certain, an asset is recognised.

3. FINANCIAL RISK MANAGEMENT

The Group's activities expose it to a variety of financial risks and those activities involve the analysis, evaluation, acceptance and management of some degree of risk or combination of risks. Taking risk is core to the financial business, and operational risks are an inevitable consequence of being in business. The Group's aim is therefore to achieve an appropriate balance between risk and return and minimise potential adverse effects on the Group's financial performance.

The Group's risk management policies are designed to identify and analyse these risks, to set appropriate risk limits and controls, and to monitor the risks and adherence to limits by means of reliable and up-to-date information systems. The Group regularly reviews its risk management policies and systems to reflect changes in markets, products and emerging best practice.

3. 財務風險管理(續)

風險管理乃遵循董事會批准之整體策略和政策而執行。董事會授權風險管理及合規委員會(「風險管理及合規委員會」)監督及指導不同風險之管理，並由集團風險部(「集團風險部」)及不同之功能委員會專責管理和處理。此外，內部審核處負責獨立審查風險管理及控制狀況。

董事會已審定通過包含本集團風險偏好框架之風險策略框架以進一步提升風險管治及風險管理水平。經考慮整體業務策略及方針後，該風險策略制定了本集團之核心價值及其高層次之風險管理方針，據此設定穩健之風險偏好框架以指導策略規劃程序及增強風險回報管理。基本上，風險偏好框架列出本集團為達成業務計劃所願意承擔之風險類別及金額。本集團之風險偏好指標包括計量資本、風險、回報及流動性之主要指標及加上組成本集團主要風險限額之一系列風險容忍度。為確保業務在設定之風險偏好內進行，對風險偏好限額及風險容忍度之監控按季度進行。就此而言，本集團已制定了涵蓋本集團風險及回報的五個主要範疇之風險偏好闡明，名為股東回報率的目標、盈利波幅、償付能力、流動性及其他主要風險措施。集團風險部負責持續監控、恪守風險偏好闡明及定期向風險管理及合規委員會及董事會報告。此外，風險管理及合規委員會及董事會每年審閱風險偏好框架及主要風險偏好限額。

最主要之風險類別為信貸風險、流動資金風險、市場風險和操作風險。市場風險包括外匯風險、利率風險及其他定價風險。

3. FINANCIAL RISK MANAGEMENT (CONTINUED)

Risk management is carried out pursuant to the overall strategy and policies approved by the Board of Directors. The Risk Management and Compliance Committee (“RMCC”) under the authority delegated by the Board oversees and guides the management of different risks which are more particularly managed and dealt with by the Group Risk Division (“GRD”) and different functional committees. In addition, Internal Audit is responsible for the independent review of risk management and the control environment.

To further enhance the risk governance and risk management standards, the Board has approved a Risk Strategy framework that also covers the Group’s Risk Appetite framework. The Risk Strategy sets out the core values and high level risk management direction of the Group, taking into account the overall business strategy and direction, under which a robust Risk Appetite framework is established to guide the strategic planning process and strengthen the risk-return management. Fundamentally, the Risk Appetite framework sets out the types and amount of risk that the Group is willing to take in order to achieve its business plan. The Group’s risk appetite metrics are composed of key indicators for measuring capital, risks, return and liquidity and this is supplemented by a set of risk tolerances made up of major risk limits of the Group. In order to ensure that business is conducted within our established risk appetite, monitoring on the compliance with the risk appetite limits and risk tolerance is undertaken on a quarterly basis. In this connection, the Group has set out its Risk Appetite Statement that covers five key dimensions of the risks and returns of the Group, namely, the target returns to shareholders, earnings volatility, solvency, liquidity and other key risk measures. The GRD is responsible for the ongoing monitoring of the compliance with the Risk Appetite Statement and the regular reporting of the status to the RMCC and the Board. Moreover, the Risk Appetite framework and major risk appetite limits are subject to review by the RMCC and the Board on an annual basis.

The most important types of risk are credit risk, liquidity risk, market risk and operational risk. Market risk includes currency risk, interest rate risk and other price risks.

3. 財務風險管理(續)

3.1 應用金融工具策略

本集團接受定息或浮息及不同年期之客戶存款，並以此取得之資金投資於各種類別的資產以賺取息差收入。本集團尋求透過整合短期資金及按較高利率借出較長期之款項以增加此等息差收入，同時並保持足夠之流動資金以應付可能須付之所有到期債務。

本集團亦按信貸風險及市場情況，透過向商業及零售借款人貸款賺取息差，以及向客戶收取合理費用及佣金。此等活動風險不單涉及資產負債表內之貸款及墊款，亦涉及本集團提供擔保及其他承擔，例如信用證、履約保證及其他保證。

本集團亦通過交易所及場外交易(「場外交易」)買賣包括衍生工具之金融工具，藉著證券、債券、貨幣及利率之短期波動賺取利潤。董事會制定交易限額以控制不同程度之市場持倉風險。除指定對沖安排外，有關外匯及利率之風險一般以訂立對銷持倉(包括與客戶及市場對手之交易)或利用衍生工具作對沖，藉此控制有關市場持倉套現之現金淨值。

本集團亦應用利率掉期及其他利率衍生工具以減輕因利率變動令定息資產公平值下降或定息負債公平值上升之利率風險。若干金融工具被用作公平值對沖，對沖項目之細節，包括被對沖項目、金額、利率、對沖期及目的，皆於各公平值對沖項目開始時被確定和記錄，亦於開始對沖時按預期基礎評估及不時根據實際經驗及估價重新評估對沖有效性。倘公平值對沖關係不符合對沖會計的有效性測試標準，則對沖會計方法將於此公平值對沖失效日起停止。

3. FINANCIAL RISK MANAGEMENT (CONTINUED)

3.1 Strategy in using financial instruments

The Group accepts deposits from customers at both fixed and floating rates, and for various periods, and seeks to earn positive interest margins by investing and lending these funds in a wide range of assets. The Group seeks to increase these margins by consolidating short-term funds and lending for longer periods at higher rates, while maintaining sufficient liquidity to meet all claims that might fall due.

The Group also seeks to apply its interest margins through its lending to commercial and retail borrowers and to charge customers appropriate fees and commission, taking into consideration credit risk and market conditions. Such exposures involve not just on-balance sheet loans and advances, as the Group also enters into guarantees and other commitments such as letters of credit, performance bonds and other bonds.

The Group also trades in financial instruments where it takes positions in exchange-traded and over-the-counter (“OTC”) instruments, including derivatives, to take advantage of short-term market movements in equities and bonds and in currencies and interest rates. The Board places trading limits on the level of exposures that can be taken in relation to market positions. Apart from specific hedging arrangements, foreign exchange and interest rate exposures are normally offset by entering into counterbalancing positions (including transactions with customers or market counterparties), or by the use of derivatives, thereby controlling the variability in the net cash amounts required to liquidate market positions.

The Group also uses interest rate swap and other interest rate derivatives to mitigate interest rate risk arising from changes in interest rates that will result in decrease in the fair value of fixed rate assets or increase in the fair value of fixed rate liabilities. Part of these financial instruments are designated as fair value hedges, and the terms of hedge including hedged item, amount, interest rates, hedge period and purpose are determined and documented at the inception of each fair value hedge. Hedge effectiveness is assessed at inception on a prospective basis and is reassessed, on an ongoing basis, based on actual experience and valuation. Fair value hedge relationships that do not meet the effectiveness test requirement of hedge accounting are discontinued with effect from the date of ineffectiveness of the fair value hedge.

3. 財務風險管理(續)

3.1 應用金融工具策略(續)

3.1.1 持作風險管理及對沖會計處理之衍生工具

利率風險之公平值對沖

本集團採用利率掉期以對沖指標利率對發行之定息負債及持有之定息債務證券所產生之公平值變動風險。其支付浮息／收取定息之利率掉期與特定的定息負債配對，或支付定息／收取浮息之利率掉期與持有之定息債務證券配對(其條款與對沖項目之關鍵條款緊密一致)。

本集團僅對沖利率風險部分及管理而非對沖其他風險(例如信貸風險)。本集團應用對沖會計處理之利率風險源自發行之定息負債及持有之定息債務證券，其公平值因指標利率變動而波動。由於指標利率之變動重大地影響發行之負債或債務證券之公平值變動，本集團僅就指標利率對沖利率風險。當經濟對沖關係符合對沖會計處理之準則時則應用對沖會計處理。

本集團應用公平值對沖會計處理前，按對沖項目之質化特性及量化分析支持對沖風險之評估釐定對沖項目與對沖工具間是否存在經濟關係。本集團在評估經濟關係是否存在時會考慮對沖項目及對沖工具之關鍵條款是否緊密一致。本集團評估對沖項目及對沖工具之公平值是否就同類型風險有同樣反應。

3. FINANCIAL RISK MANAGEMENT (CONTINUED)

3.1 Strategy in using financial instruments (Continued)

3.1.1 Derivatives held for risk management and hedge accounting

Fair value hedges of interest rate risk

The Group uses interest rate swaps to hedge its exposure to changes in the fair values of fixed-rate issued liabilities and fixed-rate debt securities held in respect of a benchmark interest rate. Pay-floating/receive-fixed interest rate swaps are matched to specific issuances of fixed-rate liabilities or pay-fixed/receive-floating interest rate swaps are matched to fixed-rate debt securities held with terms that closely align with the critical terms of the hedged item.

Only the interest rate risk element is hedged and therefore other risks, such as credit risk, are managed but not hedged by the Group. Interest rate risk to which the Group applies hedge accounting arises from fixed-rate issued liabilities and fixed-rate debt securities held, whose fair value fluctuates when benchmark interest rates change. The Group hedges interest rate risk only to the extent of benchmark interest rates because the changes in fair value of an issued liability or a debt security are significantly influenced by changes in the benchmark interest rate. Hedge accounting is applied where economic hedge relationships meet the hedge accounting criteria.

Before fair value hedge accounting is applied by the Group, the Group determines whether an economic relationship between the hedged item and the hedging instrument exists based on an evaluation of the qualitative characteristics of these items and the hedged risk that is supported by quantitative analysis. The Group considers whether the critical terms of the hedged item and hedging instrument closely align when assessing the presence of an economic relationship. The Group evaluates whether the fair value of the hedged item and the hedging instrument respond similarly to similar risks.

3. 財務風險管理(續)

3.1 應用金融工具策略(續)

3.1.1 持作風險管理及對沖會計處理之衍生工具(續)

利率風險之公平值對沖(續)

本集團透過促使定息債務證券或發行之負債之票面價及指定為對沖工具之利率掉期之名義金額一致而設定對沖比率。可能之對沖失效原因如下：

- (i) 市場流動性及債務證券買賣價差之變動；
- (ii) 就下一定息日前之指標利率及利率掉期之指標利率的固定息差之公平值變動；
- (iii) 不同公平值水平之利率敏感度變動；
- (iv) 交易對手及本集團本身之信貸風險對利率掉期公平值之影響，並未反映在受利率變動影響之對沖項目公平值；及
- (v) 持有之債務證券或發行之存款證與利率掉期之年期差異。

3. FINANCIAL RISK MANAGEMENT (CONTINUED)

3.1 Strategy in using financial instruments (Continued)

3.1.1 Derivatives held for risk management and hedge accounting (Continued)

Fair value hedges of interest rate risk (Continued)

The Group establishes a hedge ratio by aligning the par amount of the fixed-rate debt security or issued liabilities and the notional amount of the interest rate swap designated as a hedging instrument. Possible sources of ineffectiveness are as follows:

- (i) changes in market liquidity and bid-ask spread of the debt securities;
- (ii) the fair value changes related to the benchmark rate before next fixing date and on the fixed spread over the benchmark rate of the interest rate swap;
- (iii) changes in interest rate sensitivity at different fair value level;
- (iv) the effect of the counterparty and the Group's own credit risk on the fair value of the interest rate swap, which is not reflected in the fair value of the hedged item attributable to the change in interest rate; and
- (v) differences in maturities of the interest rate swap and the debt securities held or the certificates of deposit issued.

3. 財務風險管理(續)

3.1 應用金融工具策略(續)

3.1.1 持作風險管理及對沖會計處理之衍生工具(續)

利率風險之公平值對沖(續)

本集團持有下列利率掉期為利率風險公平值對沖之對沖工具。

3. FINANCIAL RISK MANAGEMENT (CONTINUED)

3.1 Strategy in using financial instruments (Continued)

3.1.1 Derivatives held for risk management and hedge accounting (Continued)

Fair value hedges of interest rate risk (Continued)

The Group held the following interest rate swaps as hedging instruments in fair value hedges of interest risk.

2023年12月31日	31 December 2023	到期日		
		1年以內	1年以上	5年以上
風險類別－利率風險	Risk category – interest rate risk	Less than	至5年	More than
以港幣千元位列示	HK\$'000	1 year	1-5 years	5 years
對沖發行之負債－存款證	Hedge of issued liabilities – certificates of deposit			
面值	Nominal amount	2,437,126	–	–
平均固定利率	Average fixed interest rate	4.74%	–	–
對沖發行之負債－後償債務	Hedge of issued liabilities – subordinated notes			
面值	Nominal amount	1,757,543	4,296,215	–
平均固定利率	Average fixed interest rate	5%	4.99%	–
對沖發行之負債－借貸	Hedge of issued liabilities – borrowing			
面值	Nominal amount	–	–	–
平均固定利率	Average fixed interest rate	–	–	–
對沖持有之以公平值計量且其變動計入其他全面收益的債務證券	Hedge of debt securities held at fair value through other comprehensive income			
面值	Nominal amount	1,983,923	11,275,548	3,929,084
平均固定利率	Average fixed interest rate	3.79%	3.59%	3.15%
對沖持有之以攤餘成本列賬的債務證券	Hedge of debt securities held at amortised cost			
面值	Nominal amount	2,356,655	10,700,221	8,137,928
平均固定利率	Average fixed interest rate	3.84%	3.47%	3.03%

3. 財務風險管理(續)

3.1 應用金融工具策略(續)

3.1.1 持作風險管理及對沖會計處理之衍生工具(續)

利率風險之公平值對沖(續)

2022年12月31日	31 December 2022	到期日		
		1年以內	1年以上 至5年	5年以上
風險類別—利率風險	Risk category – interest rate risk	Less than	1–5 years	More than
以港幣千元位列示	HK\$'000	1 year	5 years	
對沖發行之負債—存款證	Hedge of issued liabilities – certificates of deposit			
面值	Nominal amount	3,898,625	389,863	–
平均固定利率	Average fixed interest rate	3.17%	0.74%	–
對沖發行之負債—後償債務	Hedge of issued liabilities – subordinated notes			
面值	Nominal amount	–	4,093,556	–
平均固定利率	Average fixed interest rate	–	3.86%	–
對沖發行之負債—借貸	Hedge of issued liabilities – borrowing			
面值	Nominal amount	–	–	–
平均固定利率	Average fixed interest rate	–	–	–
對沖持有之以公平值計量且其變動計入其他全面收益的債務證券	Hedge of debt securities held at fair value through other comprehensive income			
面值	Nominal amount	4,238,195	10,124,343	5,563,679
平均固定利率	Average fixed interest rate	3.94%	3.45%	3.34%
對沖持有之以攤餘成本列賬的債務證券	Hedge of debt securities held at amortised cost			
面值	Nominal amount	48,468	10,620,370	8,846,085
平均固定利率	Average fixed interest rate	4.52%	3.32%	3.12%

3. FINANCIAL RISK MANAGEMENT (CONTINUED)

3.1 Strategy in using financial instruments (Continued)

3.1.1 Derivatives held for risk management and hedge accounting (Continued)

Fair value hedges of interest rate risk (Continued)

3. 財務風險管理(續)

3.1 應用金融工具策略(續)

3.1.1 持作風險管理及對沖會計處理之衍生工具(續)

公平值對沖

有關指定為對沖項目之金額如下：

3. FINANCIAL RISK MANAGEMENT (CONTINUED)

3.1 Strategy in using financial instruments (Continued)

3.1.1 Derivatives held for risk management and hedge accounting (Continued)

Fair value hedges

The amounts relating to items designated as hedged items were as follows:

	2023							
	賬面值		包括在對沖項目賬面值之對沖項目之公平值對沖累積調整金額		綜合財務狀況表內包含對沖項目之項目	用於計算2023年對沖失效由對沖產生之公平值變動	保留在綜合財務狀況表內已停止調整對沖收益及虧損之任何對沖項目之公平值對沖累積調整金額	Accumulated amount of fair value hedge adjustments remaining in the consolidated statement of financial position for any hedged items that have ceased to be adjusted for hedging gains and losses
	資產	負債	資產	負債				
以港幣千元位列示 HK\$'000	Assets	Liabilities	Assets	Liabilities	Line item in the consolidated statement of financial position in which the hedged item is included	註(甲)		
存款證 Certificates of deposit	-	2,428,028	-	(9,098)	已發行的存款證 Certificates of deposit issued	(54,023)	-	-
後償債務 Subordinated notes	-	5,916,645	-	(137,113)	後償債務 Subordinated notes	(167,058)	-	-
借貸 Borrowing	-	-	-	-	銀行存款 Deposits from banks	-	-	-
持有之以公平值計量且其變動計入其他全面收益的債務證券 Debt securities held at fair value through other comprehensive income	16,335,053	-	(924,665)	-	以公平值計量且其變動計入其他全面收益的金融資產 Financial assets at fair value through other comprehensive income	350,969	-	-
持有之以攤餘成本列賬的債務證券 Debt securities held at amortised cost	19,689,607	-	(1,505,197)	-	以攤餘成本列賬的金融資產 Financial assets at amortised cost	433,629	-	-

3. 財務風險管理(續)

3.1 應用金融工具策略(續)

3.1.1 持作風險管理及對沖會計處理之衍生工具(續)

公平值對沖(續)

有關指定為對沖項目之金額如下：(續)

3. FINANCIAL RISK MANAGEMENT (CONTINUED)

3.1 Strategy in using financial instruments (Continued)

3.1.1 Derivatives held for risk management and hedge accounting (Continued)

Fair value hedges (Continued)

The amounts relating to items designated as hedged items were as follows: (Continued)

以港幣千元位列示 HK\$'000	2022				綜合財務狀況表內 包含對沖項目之項目 Line item in the consolidated statement of financial position in which the hedged item is included	用於計算2022年 對沖失效 由對沖產生 之公平值變動 Change in value subject to hedge used for calculating hedge ineffectiveness for 2022 註(甲) Note (a)	保留在綜合財務 狀況表內已停止調整 對沖收益及虧損之 任何對沖項目之公平值 對沖累積調整金額 Accumulated amount of fair value hedge adjustments remaining in the consolidated statement of financial position for any hedged items that have ceased to be adjusted for hedging gains and losses
	賬面值 Carrying amount		包括在對沖項目賬面值 之對沖項目之公平值 對沖累積調整金額 Accumulated amount of fair value hedge adjustments on the hedged item included in the carrying amount of the hedged item				
	資產 Assets	負債 Liabilities	資產 Assets	負債 Liabilities			
存款證 Certificates of deposit	-	4,228,983	-	(59,505)	已發行的存款證 Certificates of deposit issued	41,608	-
後償債務 Subordinated notes	-	3,801,495	-	(292,061)	後償債務 Subordinated notes	328,947	-
借貸 Borrowing	-	-	-	-	銀行存款 Deposits from banks	-	-
持有之以公平值計量且其變動計入 其他全面收益的債務證券 Debt securities held at fair value through other comprehensive income	18,776,876	-	(1,260,861)	-	以公平值計量且其變動 計入其他全面收益的 金融資產 Financial assets at fair value through other comprehensive income	(1,923,889)	-
持有之以攤餘成本列賬的債務證券 Debt securities held at amortised cost	17,622,300	-	(1,892,623)	-	以攤餘成本列賬的 金融資產 Financial assets at amortised cost	(1,792,343)	-

3. 財務風險管理(續)

3.1 應用金融工具策略(續)

3.1.1 持作風險管理及對沖會計處理之衍生工具(續)

公平值對沖(續)

有關指定為對沖工具之項目及對沖失效之金額如下：

3. FINANCIAL RISK MANAGEMENT (CONTINUED)

3.1 Strategy in using financial instruments (Continued)

3.1.1 Derivatives held for risk management and hedge accounting (Continued)

Fair value hedges (Continued)

The amounts relating to items designated as hedging instruments and hedge ineffectiveness were as follows:

以港幣千元位列示 HK\$'000	2023						
	面值 Nominal amount	賬面值 Carrying amount		綜合財務狀況表內 包含對沖工具之項目 Line item in the consolidated statement of financial position where the hedging instrument is included	用於計算 2023年 對沖失效 之公平值變動 Change in fair value used for calculating hedge ineffectiveness for 2023 註(甲) Note (a)	確認於收益賬 之對沖失效 Ineffectiveness recognised in profit/(loss) 註(甲) Note (a)	收益賬內包含 對沖失效之項目 Line item in profit or loss that includes hedge ineffectiveness
		資產 Assets	負債 Liabilities				
利率風險 Interest rate risk							
利率掉期 – 對沖存款證 Interest rate swaps – hedge of certificates of deposit	2,437,126	1,362	10,556	衍生金融工具 Derivatives financial instruments	54,486	463	用公平值對沖的相關金融 工具之淨收益/(虧損) Net gain/(loss) arising from financial instruments subject to fair value hedge
利率掉期 – 對沖後償債務 Interest rate swaps – hedge of subordinated notes	6,053,758	50,159	188,980	衍生金融工具 Derivatives financial instruments	169,006	1,948	用公平值對沖的相關金融 工具之淨收益/(虧損) Net gain/(loss) arising from financial instruments subject to fair value hedge
利率掉期 – 對沖借貸 Interest rate swaps – hedge of borrowing	-	-	-	衍生金融工具 Derivatives financial instruments	-	-	用公平值對沖的相關金融 工具之淨收益/(虧損) Net gain/(loss) arising from financial instruments subject to fair value hedge
利率掉期 – 對沖持有之公平值 計量且其變動計入其他全面 收益的債務證券 Interest rate swaps – hedge of debt securities held at fair value through other comprehensive income	17,188,555	932,544	7,950	衍生金融工具 Derivatives financial instruments	(351,041)	(72)	用公平值對沖的相關金融 工具之淨收益/(虧損) Net gain/(loss) arising from financial instruments subject to fair value hedge
利率掉期 – 對沖持有之攤餘 成本列賬的債務證券 Interest rate swaps – hedge of debt securities held at amortised cost	21,194,804	1,519,696	14,630	衍生金融工具 Derivatives financial instruments	(433,746)	(117)	用公平值對沖的相關金融 工具之淨收益/(虧損) Net gain/(loss) arising from financial instruments subject to fair value hedge

註：

(甲) 已於損益內確認的各類公平值對沖失效金額，為被對沖項目於年內的價值變動及其對應之對沖工具的公平值變動兩者間之差異。

Note:

(a) The amount of hedge ineffectiveness recognised in profit/(loss) for each category of fair value hedges is the difference between the change in value of the hedged item subject to hedge in the current year and the change in fair value of the corresponding hedging instrument in the current year.

3. 財務風險管理(續)

3.1 應用金融工具策略(續)

3.1.1 持作風險管理及對沖會計處理之衍生工具(續)

公平值對沖(續)

有關指定為對沖工具之項目及對沖失效之金額如下：(續)

3. FINANCIAL RISK MANAGEMENT (CONTINUED)

3.1 Strategy in using financial instruments (Continued)

3.1.1 Derivatives held for risk management and hedge accounting (Continued)

Fair value hedges (Continued)

The amounts relating to items designated as hedging instruments and hedge ineffectiveness were as follows: (Continued)

以港幣千元位列示 HK\$'000	面值 Nominal amount	賬面值 Carrying amount		綜合財務狀況表內 包含對沖工具之項目 Line item in the consolidated statement of financial position where the hedging instrument is included	用於計算 2022年 對沖失效 之公平值變動 Change in fair value used for calculating hedge ineffectiveness for 2022 註(甲) Note (a)	確認於收益賬 之對沖失效 Ineffectiveness recognised in profit/(loss) 註(甲) Note (a)	收益賬內包含 對沖失效之項目 Line item in profit or loss that includes hedge ineffectiveness
		資產 Assets	負債 Liabilities				
利率風險 Interest rate risk							
利率掉期 – 對沖存款證 Interest rate swaps – hedge of certificates of deposit	4,288,488	-	60,249	衍生金融工具 Derivatives financial instruments	(41,976)	(368)	用公平值對沖的相關金融 工具之淨收益/(虧損) Net gain/(loss) arising from financial instruments subject to fair value hedge
利率掉期 – 對沖後償債務 Interest rate swaps – hedge of subordinated notes	4,093,556	-	295,718	衍生金融工具 Derivatives financial instruments	(332,353)	(3,406)	用公平值對沖的相關金融 工具之淨收益/(虧損) Net gain/(loss) arising from financial instruments subject to fair value hedge
利率掉期 – 對沖借貸 Interest rate swaps – hedge of borrowing	-	-	-	衍生金融工具 Derivatives financial instruments	-	-	用公平值對沖的相關金融 工具之淨收益/(虧損) Net gain/(loss) arising from financial instruments subject to fair value hedge
利率掉期 – 對沖持有之以公平值 計量且其變動計入其他全面 收益的債務證券 Interest rate swaps – hedge of debt securities held at fair value through other comprehensive income	19,926,217	1,260,861	-	衍生金融工具 Derivatives financial instruments	1,923,860	(29)	用公平值對沖的相關金融 工具之淨收益/(虧損) Net gain/(loss) arising from financial instruments subject to fair value hedge
利率掉期 – 對沖持有之攤餘 成本列賬的債務證券 Interest rate swaps – hedge of debt securities held at amortised cost	19,514,923	1,893,831	1,223	衍生金融工具 Derivatives financial instruments	1,792,359	15	用公平值對沖的相關金融 工具之淨收益/(虧損) Net gain/(loss) arising from financial instruments subject to fair value hedge

2022

3. 財務風險管理(續)

3.1 應用金融工具策略(續)

3.1.1 持作風險管理及對沖會計處理之衍生工具(續)

利率基準改革

在2021年3月，英國金融行為監管局宣佈了倫敦銀行同業拆借利率(「倫敦銀行同業拆借利率」)停用的日期。所有英鎊、瑞士法郎、歐元、日元倫敦銀行同業拆借利率設定以及一週和兩個月美元倫敦銀行同業拆借利率設定已於2021年12月31日停用。剩餘的美元倫敦銀行同業拆借利率設定將於2023年6月30日停用。在2023年7月，英國金融行為監管局發布聲明，確認美元倫敦銀行同業拆借利率評估小組已停止運作。

同樣在2022年12月31日，考慮到香港銀行同業拆借利率(「香港銀行同業拆借利率」)的改革可能性，香港銀行同業拆借利率已納入考慮範圍。在2023年12月31日，預計香港銀行同業拆借利率將不再直接受到同業拆借利率改革的影響，原因是所有主要倫敦銀行同業拆借利率設定已成功過渡，以及香港金融管理局(「香港金管局」)已確認無計劃停用香港銀行同業拆借利率。

本集團已經制定並執行了銀行同業拆借利率(「銀行同業拆借利率」)合約的實施計劃。我們已停止簽訂新的銀行同業拆借利率合約並與交易對手接洽以使用其他利率基準或同意在銀行同業拆借利率停用時採用備用利息計算機制修訂現有銀行同業拆借利率合約。該等過渡的措施已於2023年順利完成。管理層認為，對本集團的風險和影響無重大影響。

3. FINANCIAL RISK MANAGEMENT (CONTINUED)

3.1 Strategy in using financial instruments (Continued)

3.1.1 Derivatives held for risk management and hedge accounting (Continued)

Interest rate benchmark reform

In March 2021, the UK Financial Conduct Authority (“FCA”) announced the date on which London Interbank Offered Rate (“LIBOR”) will be discontinued. All GBP, CHF, EUR, JPY LIBOR settings and the one-week and two-month USD LIBOR settings had discontinued after 31 December 2021. The remaining USD LIBOR settings will discontinue after 30 June 2023. In July 2023, the UK FCA published a statement confirming that the USD LIBOR panel had ceased.

Also, at 31 December 2022, the Hong Kong interbank offered rate (“HIBOR”) was included given that the reform of this benchmark was considered possible. At 31 December 2023, HIBOR is no longer expected to be directly affected by interbank offered rates reform following the successful transition of all major LIBOR settings and the Hong Kong Monetary Authority (“HKMA”) affirmation that there were no plans to discontinue HIBOR.

The Group has defined and executed the implementation plan for Interbank Offered Rate (“IBOR”) reform. We had ceased to enter into new IBOR contracts and liaised with its counterparties to modify existing IBOR contracts by using other interest rate benchmarks or agreeing the fallback interest charging mechanism when IBOR discontinued. These actions for a smooth transition had been completed in 2023. Management considered that the risk and the impact to the Group is immaterial.

3. 財務風險管理(續)

3.2 信貸風險

本集團之主要信貸風險為借款人或交易對手未能履行對本集團之償款責任。此等責任乃源自本集團之貸款及投資活動、以及金融工具之交易(包括衍生工具)。

本集團設有集團信貸委員會(「集團信貸委員會」)負責批核重大的信貸風險敞口。信貸管理委員會(「信貸管理委員會」)與財資及投資風險委員會(「財資及投資風險委員會」)乃是分別負責制訂貸款及財資業務之信貸政策及監察其組合之委員會，該等委員會由行政總裁或集團風險總監擔任主席並由若干執行董事及高級業務及信貸人員組成。信貸風險計量，承保、批核和監測之規定都詳列於信貸政策內。

本集團以審慎基礎管理各類型的信貸風險。信貸批核須規限在信貸政策所設定之參數之內，並且須由各級管理層人員按既定之指引及授權批核。管理層、信貸委員會及集團風險部會定期監察及控制信貸風險敞口、信貸限額及資產質素。本集團內部審核師亦會作定期檢閱及審核以確保信貸政策，程序及規管指引得以遵從。

本集團已就新產品及業務建立了有關審核及審閱的政策與程序，亦已制定了信貸政策，內容包括貸款評級或信貸評分、流程及減值政策各方面的細節。

3. FINANCIAL RISK MANAGEMENT (CONTINUED)

3.2 Credit risk

The Group's main credit risk is that borrowers or counterparties may default on their payment obligations due to the Group. These obligations arise from the Group's lending and investment activities, and trading of financial instruments (including derivatives).

The Group has a Group Credit Committee ("GCC") for approving major credit exposures. The Credit Management Committee ("CMC") and the Treasury & Investment Risk Committee ("TIRC") are the committees responsible for credit policy formulation and portfolio monitoring of the loan and treasury businesses respectively. These committees have been chaired by the Chief Executive or Group Chief Risk Officer with certain Executive Directors and senior business and credit officers as members. Credit risk measurement, underwriting, approval and monitoring requirements are detailed in credit policies.

The Group manages all types of credit risk on a prudent basis. Credits are extended within the parameters set out in the credit policies and are approved by different levels of management based upon established guidelines and delegated authorities. Credit exposures, limits and asset quality are regularly monitored and controlled by management, credit committees and GRD. The Group's internal auditors also conduct regular reviews and audits to ensure compliance with credit policies and procedures, and regulatory guidelines.

The Group has established policies and processes for the approval and review of new products and activities, and credit policies with details of the loan grading, or credit scoring, processes and impairment policies.

3. 財務風險管理(續)

3.2 信貸風險(續)

3.2.1 信貸風險計量

信貸風險評級

本集團採用內部信貸風險評級以反映借款人之信貸質素。本集團採用切合不同交易對手類別之內部信貸風險評級記分機制。信貸風險評級記分機制顧及申請時收集之借款人及特定貸款資料(例如可支配收入;及零售風險承擔之抵押品級別;和企業風險承擔之財務指標及質化指標)。就零售風險承擔而言,再輔以有關個別借款人之內部數據(例如違約狀況)及外部數據(例如信貸局之評級資料)。此外,記分機制可促使信貸風險人員以專業判斷釐定各項風險承擔之最終內部信貸評級,包括考慮其他不能計入記分機制內作參數之因素。

下列為有關本集團持有各組合類別之額外考慮:

零售

初始確認後,就零售業務之個人無抵押借貸而言,以行為評分按定期基準監察可能出現之違約。此評分與違約或然率(「違約或然率」)配對。

企業

就企業業務而言,信貸評級按借款人層面釐定。客戶經理會按持續基礎收納任何已更新或新資料/信貸評估予信貸評級記分機制內。此外,客戶經理並會每年從各渠道(例如借款人之財務報表)更新有關借款人之信譽度資料。此將會決定最新之內部信貸評級。

採用內部觀察之違約率輔以外部違約數據,及應用統計法,違約或然率主要等級用以標定各信貸評級之違約或然率。

3. FINANCIAL RISK MANAGEMENT (CONTINUED)

3.2 Credit risk (Continued)

3.2.1 Credit risk measurement

Credit risk grading

The Group uses internal credit risk grading that reflects the credit quality of the borrowers. The Group uses internal credit grading scorecards tailored to the various categories of counterparty. The credit grading scorecards take into consideration borrower and loan specific information collected at the time of application (such as disposable income, and level of collateral for retail exposures; and financial indicators and qualitative indicators for corporate exposures). For retail exposures, this is supplemented with internal data such as delinquency status and external data such as credit bureau scoring information on individual borrowers. In addition, the scorecards enable expert judgement from the credit risk officer to determine the final internal credit grade for each exposure. This allows for considerations which may not be captured as part of the other inputs into the scorecards.

The following are additional considerations for each type of portfolio held by the Group:

Retail

After the date of initial recognition, for personal unsecured lending of retail business, the likelihood of default is monitored on a periodic basis by behavioural score. This score is mapped to a Probability of Default ("PD").

Corporate

For corporate business, the credit grade is determined at the borrower level. A relationship manager will incorporate any updated or new information/credit assessments into the credit grading scorecard on an ongoing basis. In addition, the relationship manager will also update information about the creditworthiness of the borrower every year from sources such as borrower's financial statements. This will determine the updated internal credit grading.

Using the internal observed default rate supplemented with external default data, and by applying statistical methods, PD master scales are calibrated to arrive at the PD for each credit grade.

3. 財務風險管理(續)

3.2 信貸風險(續)

3.2.1 信貸風險計量(續)

信貸風險評級(續)

財資

有關財資及環球市場組合內之債務證券及同業間之風險承擔採用外部評級機構之信貸評級。該等發佈評級乃持續監控及更新。各級別之相關違約或然率按評級機構發佈之違約率釐定。

3.2.2 預期信貸虧損計量

香港財務報告準則第9號略述自初始確認後因信貸質素變動而引致減值之「3階段」模型，其概述如下：

- 於初始確認時為非信貸減值的金融工具分類為「階段1」及其信貸風險由本集團持續監察。
- 倘金融工具被識別為信貸風險自初始確認後大幅增加(「信貸風險大幅增加」)，即會轉移至「階段2」，但仍未被視作信貸減值。
- 倘金融工具已被界定為信貸減值，則金融工具即被轉移至「階段3」。
- 階段1金融工具之預期信貸虧損按相當於在未來12個月內可能發生之違約事件引致之全期預期信貸虧損部份的金額計量。階段2或階段3之工具則根據全期基準計量其預期信貸虧損。
- 根據香港財務報告準則第9號計量預期信貸虧損的一個普遍概念就是必須考慮前瞻性資料。
- 購入或源生之信貸減值金融資產為該等於初始確認時已是信貸減值之金融資產。其預期信貸虧損一直按全期基準計量。

3. FINANCIAL RISK MANAGEMENT (CONTINUED)

3.2 Credit risk (Continued)

3.2.1 Credit risk measurement (Continued)

Credit risk grading (Continued)

Treasury

For debt securities and interbank exposures under the Treasury and Global Markets portfolio, external rating agency credit grades are used. These published grades are continuously monitored and updated. The PDs associated with each grade are determined based on default rates published by the rating agencies.

3.2.2 Expected credit loss measurement

HKFRS 9 outlines a “three-stage” model for impairment based on changes in credit quality since initial recognition as summarised below:

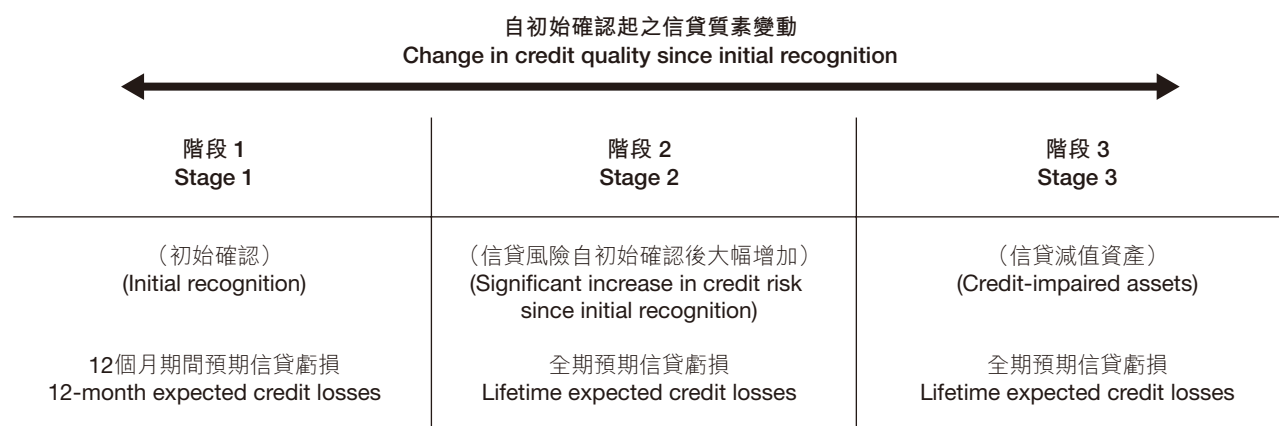
- A financial instrument that is not credit-impaired on initial recognition is classified in “Stage 1” and has its credit risk continuously monitored by the Group.
- If a significant increase in credit risk (“SICR”) since initial recognition is identified, the financial instrument is moved to “Stage 2” but is not yet deemed to be credit-impaired.
- If the financial instrument is credit-impaired, the financial instrument is then moved to “Stage 3”.
- Financial instruments in Stage 1 have their ECL measured at an amount equal to the portion of lifetime expected credit losses that result from default events possible within the next 12 months. Instruments in Stages 2 or 3 have their ECL measured based on expected credit losses on a lifetime basis.
- A pervasive concept in measuring ECL in accordance with HKFRS 9 is that it should consider forward-looking information.
- Purchased or originated credit-impaired financial assets are those financial assets that are credit impaired on initial recognition. Their ECL is always measured on a lifetime basis.

3. 財務風險管理(續)

3.2 信貸風險(續)

3.2.2 預期信貸虧損計量(續)

下列圖表概述按香港財務報告準則第9號之減值規定(購入或源生之信貸減值金融資產除外)：



本集團就準則規定採納之主要判斷和假設論述如下：

3.2.2.1 信貸風險大幅增加

當符合以下一項或多項準則時本集團認為金融工具已陷於信貸風險大幅增加：

- 就債券組合而言，當外部信貸評級出現重大不利轉變，由投資級別轉移至非投資級別，或購買時原本為非投資級別之債券下降一級
- 就企業組合而言，當內部信貸評級出現轉變，根據其初始信貸評級，於一級至五級之間
- 當逾期日數(「逾期日數」)超過30天
- 就企業組合而言，當借款人已呈報為「預早警示」
- 當借款人已按香港金管局之貸款分類呈報為特別關注。分類該貸款之決定乃按借款人之償還能力及個別交易對手之違約可能性。

3. FINANCIAL RISK MANAGEMENT (CONTINUED)

3.2 Credit risk (Continued)

3.2.2 Expected credit loss measurement (Continued)

The following diagram summarises the impairment requirements under HKFRS 9 (other than purchased or originated credit-impaired financial assets):

The key judgements and assumptions adopted by the Group in addressing the requirements of the standard are discussed below:

3.2.2.1 Significant increase in credit risk

The Group considers a financial instrument to have experienced a SICR when one or more of the following criteria have been met:

- when there is significant adverse external credit rating transition for the bond portfolio, migrating from investment grade to non-investment grade, or one notch downgrade for bond with original non-investment grade at purchase
- when there is internal credit rating transition, ranging from one notch to five notches depending on its initial credit rating, for corporate portfolio
- when the day past due (“DPD”) exceeds 30 days
- when the borrower is reported as “Early Warning” for corporate portfolio
- when the borrower is reported as Special Mention according to the loan classification of HKMA. The decision to classify the loans is based on the borrower’s repayment ability and likelihood of individual counterparties defaulting.

3. 財務風險管理(續)

3.2 信貸風險(續)

3.2.2 預期信貸虧損計量(續)

3.2.2.1 信貸風險大幅增加(續)

本集團就持有之所有零售金融工具按組合層面每月進行信貸風險大幅增加之評估。就企業金融工具而言，乃採用預早警示清單監控信貸風險，及按交易對手層面每月進行評估。組合之各自信貸部門在合適時修訂識別信貸風險大幅增加之準則。

本集團於截至2023年及2022年12月31日止年度並無就任何金融工具使用低信貸風險豁免安排。

3.2.2.2 違約及信貸減值資產之定義

當一件或多件不利於金融資產於估計未來現金流之事項發生時，本集團定義該金融資產為違約，其與信貸減值之定義一致(即「階段3金融資產」)。

金融資產已變作信貸減值之證據包括下列可見數據：

- 借款人或發行人陷於重大財務困境；
- 違反合約(例如違約或逾期事件)；
- 本集團重組貸款或墊款，其條款本集團在其他情況下不會考慮；
- 借款人已破產；
- 其已按香港金管局之貸款分類呈報為次級、呆滯或虧損。分類該貸款之決定乃按借款人之償還能力及個別交易對手之違約可能性；及
- 抵押品之活躍市場因財務困境而消失。

3. FINANCIAL RISK MANAGEMENT (CONTINUED)

3.2 Credit risk (Continued)

3.2.2 Expected credit loss measurement (Continued)

3.2.2.1 Significant increase in credit risk (Continued)

The assessment of SICR is performed on a monthly basis at a portfolio level for all retail financial instruments held by the Group. In relation to corporate financial instruments, where an Early Warning list is used to monitor credit risk, this assessment is performed at the counterparty level and on a monthly basis. The criteria used to identify SICR are revised as when appropriate by the respective credit departments of the portfolios.

The Group has not used the low credit risk exemption for any financial instruments in the year ended 31 December 2023 and 2022.

3.2.2.2 Definition of default and credit-impaired assets

The Group defines a financial instrument as in default, which is aligned with the definition of credit impaired (referred to as “Stage 3 financial assets”), when one or more events that have a detrimental impact on the estimated future cash flows of the financial asset have occurred.

Evidence that a financial asset is credit-impaired includes the following observable data:

- significant financial difficulty of the borrower or issuer;
- a breach of contract such as a default or past due event;
- the restructuring of a loan or advance by the Group on terms that the Group would not consider otherwise;
- the borrower is bankrupt;
- it is reported as substandard, doubtful or loss according to the loan classification of the HKMA. The decision to classify the loans is based on the borrower’s repayment ability and likelihood of individual counterparties defaulting; and
- the disappearance of an active market for a security because of financial difficulties.

3. 財務風險管理(續)

3.2 信貸風險(續)

3.2.2 預期信貸虧損計量(續)

3.2.2.2 違約及信貸減值資產之定義(續)

因借款人狀況惡化而重訂條款之貸款一般視為信貸減值，除非有證據證明不能收取合約現金流之風險已重大地減低及並無其他減值指標。此外，逾期90日或超過90日之零售貸款乃視為信貸減值。

3.2.2.3 計量預期信貸虧損－參數、假設及估算方法之說明

預期信貸虧損乃根據信貸風險大幅增加是否發生或是否認為資產會減值而按12個月期間(「12個月期間」)或全期基準計量。預期信貸虧損乃違約或然率、違約風險承擔(「違約風險承擔」)及違約損失率(「違約損失率」)之經貼現後之結果，其定義如下：

- 違約或然率代表借款人在其財務責任上於下一個12個月期間(「12個月期間違約或然率」)或於責任之全期剩餘期間(「全期違約或然率」)違約之可能性(按照上述「違約及信貸減值資產之定義」)。
- 違約風險承擔乃根據本集團預計違約時於下一個12個月期間(「12個月期間違約風險承擔」)或於全期剩餘期間(「全期違約風險承擔」)欠付之金額。例如，就循環承擔而言，本集團包括即期已提取金額加上任何預期當違約發生時，按現時合約額度，亦會被提取之額外金額。
- 違約損失率代表本集團預計在違約風險承擔之損失程度。違約損失率按交易對手類別、索賠類別和排序及抵押品或其他信貸支援之有效性而異。違約損失率按違約時付予每個風險承擔單位之損失百分比標示。違約損失率按12個月期間或全期基準計算，12個月期間違約損失率乃倘若違約時，於下一個12個月期間發生之預計產生之損失百分比及全期違約損失率乃倘若違約時，於貸款之預計全期剩餘期間發生時之預計產生損失百分比。

3. FINANCIAL RISK MANAGEMENT (CONTINUED)

3.2 Credit risk (Continued)

3.2.2 Expected credit loss measurement (Continued)

3.2.2.2 Definition of default and credit-impaired assets (Continued)

A loan that has been renegotiated due to deterioration in the borrower's condition is usually considered to be credit-impaired unless there is evidence that the risk of not receiving contractual cash flows has reduced significantly and there are no other indicators of impairment. In addition, a retail loan that is overdue for 90 days or more is considered credit-impaired.

3.2.2.3 Measuring ECL – Explanation of inputs, assumptions and estimation techniques

The ECL is measured on either a 12-month (“12M”) or Lifetime basis depending on whether a SICR has occurred since initial recognition or whether an asset is considered to be credit-impaired. Expected credit losses are the discounted product of the PD, exposures at default (“EAD”), and loss given default (“LGD”), defined as follows:

- The PD represents the likelihood of a borrower defaulting on its financial obligation (as per “Definition of default and credit-impaired” above), either over the next 12 months (“12M PD”), or over the remaining lifetime (“Lifetime PD”) of the obligation.
- EAD is based on the amounts the Group expects to be owed at the time of default, over the next 12 months (“12M EAD”) or over the remaining lifetime (“Lifetime EAD”). For example, for a revolving commitment, the Group includes the current drawn balance plus any further amount that is expected to be drawn up to the current contractual limit by the time of default, should it occur.
- LGD represents the Group's expectation of the extent of loss on a defaulted exposure. LGD varies by type of counterparty, type and seniority of claim and availability of collateral or other credit support. LGD is expressed as a percentage loss per unit of exposure at the time of default. LGD is calculated on a 12-month or lifetime basis, where 12-month LGD is the percentage of loss expected to be made if the default occurs in the next 12 months and Lifetime LGD is the percentage of loss expected to be made if the default occurs over the remaining expected lifetime of the loan.

3. 財務風險管理(續)

3.2 信貸風險(續)

3.2.2 預期信貸虧損計量(續)

3.2.2.3 計量預期信貸虧損—參數、假設及估算方法之說明(續)

預期信貸虧損乃就各個未來月份及各個別風險承擔延伸估算違約或然率、違約損失率及違約風險承擔而釐定。此三個組成部分相乘後配以殘活可能性作出調整(即該風險承擔於早前月份並未提早還款或違約)。其有效計算未來各月份之預期信貸虧損，然後再貼現至呈報日及匯總。用於計算預期信貸虧損之貼現率乃原有之實際利率或其約數。

全期違約或然率乃應用到期日分佈至即期12個月期間而得。到期日分佈檢視組合自初始確認起至貸款期內如何形成違約。到期日分佈根據過往可見數據及假定組合及信貸級別段內之所有資產皆相同。其受到過往分析所支持。

12個月期間及全期之違約風險承擔乃按預計支付分佈釐定，其按產品類別而異。

- 就攤餘產品及分段式還款貸款而言，其按借款人於12個月期間及全期基準欠付之合約還款。並會就借款人之預計超額還款作出調整。提早還款／再融資之假定亦納入計算中。
- 就非循環產品而言，違約風險承擔乃使用即期已提取餘額及加上「信貸換算系數」計算，其納入違約時剩餘額度之預計提取。
- 就循環產品而言，違約風險承擔乃採用資產負債表內風險承擔及按使用率估計於違約時之已使用金額間之最大金額估算。

3. FINANCIAL RISK MANAGEMENT (CONTINUED)

3.2 Credit risk (Continued)

3.2.2 Expected credit loss measurement (Continued)

3.2.2.3 Measuring ECL – Explanation of inputs, assumptions and estimation techniques (Continued)

The ECL is determined by projecting the PD, LGD and EAD for each future month and for each individual exposure. These three components are multiplied together and adjusted for the likelihood of survival (i.e. the exposure has not prepaid or defaulted in an earlier month). This effectively calculates an ECL for each future month, which is then discounted back to the reporting date and summed. The discount rate used in the ECL calculation is the original effective interest rate or an approximation thereof.

The Lifetime PD is developed by applying a maturity profile to the current 12M PD. The maturity profile looks at how defaults develop on a portfolio from the point of initial recognition throughout the lifetime of the loans. The maturity profile is based on historical observed data and is assumed to be the same across all assets within a portfolio and credit grade band. This is supported by historical analysis.

The 12-month and lifetime EADs are determined based on the expected payment profile, which varies by product type.

- For amortising products and bullet repayment loans, this is based on the contractual repayments owed by the borrower over a 12-month or lifetime basis. This will also be adjusted for any expected overpayments made by a borrower. Early repayment/refinance assumptions are also incorporated into the calculation.
- For non-revolving products, the exposure at default is predicted by taking current drawn balance and adding a “credit conversion factor” which allows for the expected drawdown of the remaining limit by the time of default.
- For revolving products, the EAD is estimated by taking the maximum between the on-balance sheet exposure and the estimated utilised amount at default based on utilisation rate.

3. 財務風險管理(續)

3.2 信貸風險(續)

3.2.2 預期信貸虧損計量(續)

3.2.2.3 計量預期信貸虧損—參數、假設及估算方法之說明(續)

12個月期間及全期之違約損失率乃按違約後影響收回金額之參數釐定。其包括抵押品類別及延伸估算之抵押品價值、因強制出售之市場/賬面價值之過往折讓、收回所需時間及可見之收回成本。

釐定12個月期間及全期之違約或然率、違約風險承擔及違約損失率時亦包括前瞻性經濟資料。參照附註3.2.2.4就前瞻性經濟資料及其包含在計算之解說。

計算預期信貸虧損之相關假定需作定期監控及審視(例如評估違約或然率之到期日分佈及抵押品價值之變動)。

3.2.2.4 納入預期信貸虧損模型之前瞻性資料

信貸風險大幅增加之評估及預期信貸虧損之計算皆納入前瞻性資料。本集團已進行過往分析及認明影響信貸風險之主要經濟變數及對各組合之預期信貸虧損的影響。

該等經濟變數及其對違約或然率、違約風險承擔及違約損失率之相關影響按金融工具而異。過程中也應用專業判斷。若干經濟研究機構及內部經濟研究團隊定期提供該等經濟變數之預測(「基礎經濟情境」)及就下一個5年之經濟觀點提供最佳估計。就超過預測期(即下一個5年後)之經濟變數而言,於最後預測期間時候之違約風險級別乃參照各工具之全期違約風險級別而估計。該等經濟變數對違約或然率、違約風險承擔及違約損失率之影響按明瞭過往之違約率及損失率對該等變數之影響而進行之統計迴歸分析而釐定。

3. FINANCIAL RISK MANAGEMENT (CONTINUED)

3.2 Credit risk (Continued)

3.2.2 Expected credit loss measurement (Continued)

3.2.2.3 Measuring ECL – Explanation of inputs, assumptions and estimation techniques (Continued)

The 12-month and lifetime LGDs are determined based on the factors which impact the recoveries made post default. These include collateral type and projected collateral values, historical discounts to market/book values due to forced sales, time to repossession and recovery costs observed.

Forward-looking economic information is also included in determining the 12-month and lifetime PD, EAD and LGD. Refer to Note 3.2.2.4 for an explanation of forward-looking information and its inclusion in ECL calculations.

The assumptions underlying the ECL calculation, such as how the maturity profile of the PDs and how collateral values change etc., are regularly monitored and reviewed.

3.2.2.4 Forward-looking information incorporated in the ECL models

The assessment of SICR and the calculation of ECL both incorporate forward-looking information. The Group has performed historical analysis and identified the key economic variables impacting credit risk and expected credit losses for each portfolio.

These economic variables and their associated impact on the PD, EAD and LGD vary by financial instrument. Expert judgement has also been applied in this process. Forecasts of these economic variables (the “base economic scenario”) are provided by some economic research institutions and the in-house economic research team on a regular basis and provide the best estimate view of the economy over the next five years. For the economic variables out of the forecasting periods (i.e. after the next five years), the point-in-time default risk level at the last forecasting period is referenced to estimate the lifetime default risk level of each instrument. The impact of these economic variables on the PD, EAD and LGD has been determined by performing statistical regression analysis to understand the impact changes in these variables have had historically on default rates and loss rates.

3. 財務風險管理(續)

3.2 信貸風險(續)

3.2.2 預期信貸虧損計量(續)

3.2.2.4 納入預期信貸虧損模型之前瞻性資料(續)

信貸風險大幅增加之評估乃考慮信貸質素之變動、專業信貸判斷及防守性指標而進行。其釐定整體金融工具是否為階段1、階段2或階段3及是否記錄為12個月期間或全期之預期信貸虧損。緊隨該評估，本集團計量預期信貸虧損或然加權的12個月期間預期信貸虧損(階段1)，或是或然加權的全期預期信貸虧損(階段2及階段3)。該等或然加權的預期信貸虧損乃透過有關預期信貸虧損模型運作各情境及乘以合適之情境加權值而釐定。

在2023年，由於高利率環境、地緣政治緊張局勢、資產價格下跌以及更甚者某些內地房地產開發商經營失敗，後疫情恢復力度不如預期。雖然預計美國利率在2024年會下降，但對本地經濟的影響尚待觀察，因為減息的速度和幅度仍然不確定。與此同時，內地房地產開發商的信貸質素問題和地緣政治緊張局勢可能會持續一段時間，給經濟發展帶來不確定性。在這背景下，本集團繼續在預期信貸虧損的計量中採用適當的評估和風險管理程序。這包括審查信貸組合，考慮不同的宏觀經濟預測情景，評估預期信貸虧損模型輸出的合理性，以及評估預期信貸虧損準備的充足性。

管理層之判斷及疊加調整

回顧一下，在2021年，本集團對預期信貸虧損模型進行了管理層疊加的調整，考慮政府推出的「預先批核還息不還本」計劃的部份借款人可能面臨的潛在影響。儘管該計劃已於2023年10月結束，以及信貸組合資產質素一般得以維持，亦鑑於將來的不確定性，本集團認為疊加調整佔汽車融資組合的總餘額0.17%是合適的。本集團將繼續評估信貸組合的資產質素，並於來年對該疊加調整的需要進行評估。

3. FINANCIAL RISK MANAGEMENT (CONTINUED)

3.2 Credit risk (Continued)

3.2.2 Expected credit loss measurement (Continued)

3.2.2.4 Forward-looking information incorporated in the ECL models (Continued)

The assessment of SICR is performed by considering either the change in credit quality, expert credit judgement and backstop indicator. This determines whether the whole financial instrument is in Stage 1, Stage 2, or Stage 3 and hence whether 12-month or lifetime ECL should be recorded. Following this assessment, the Group measures ECL as either a probability weighted 12-month ECL (Stage 1), or a probability weighted lifetime ECL (Stages 2 and 3). These probability-weighted ECLs are determined by running each scenario through the relevant ECL model and multiplying it by the appropriate scenario weighting.

In 2023, the post pandemic recovery was not as strong as expected, driven by the high interest rate environment, heightened geopolitical tensions, falling asset prices and more importantly failure of certain Mainland property developers. While US interest rates are expected to drop in 2024, the impact on the local economy is yet to be observed as the pace and the magnitude of the rate cut is still uncertain. Meanwhile, credit quality issue of Mainland property developers and geopolitical tensions is likely to persist for some time, bringing uncertainties to economic developments. Against this background, the Group has continued to adopt appropriate assessment and risk management procedures in the measurement of ECL. This includes reviewing credit portfolios, considering different macroeconomic forecast scenarios, assessing the reasonableness of ECL models outputs, and evaluating the adequacy of ECL allowances.

Management judgments and overlay

To recap, in 2021, the Group imposed management overlay to the ECL model output in consideration of the potential impact on certain borrowers who relied on the Government's Pre-approved Principal Payment Holiday Scheme ("PPPHS"). Although the principal moratorium ended in October 2023, and the credit quality of the portfolio was generally maintained, the Group considered it appropriate to maintain an overlay amount of 0.17% of the total outstanding for the vehicle finance portfolio as a provision for risk in light of the uncertainties ahead. The Group will continue to evaluate credit quality of the portfolio and the need for such overlay in the coming year.

3. 財務風險管理(續)

3.2 信貸風險(續)

3.2.2 預期信貸虧損計量(續)

3.2.2.4 納入預期信貸虧損模型之前瞻性資料(續)

經濟變數之假定

本集團依據大範圍之前瞻性經濟資料作為模型參數，例如宏觀經濟因素好像物業價格指數、生產總值增長率、失業率及利率等之預測。所選擇的宏觀經濟因素均通過了業界普遍採用的嚴格統計數據測試及專業判斷，以確保預期信貸虧損模型中所使用的宏觀經濟因素與集團信貸組合的風險狀況相關及具反映性，並同時滿足所需的定量標準。

「基礎」、「良好」及「不良」情境乃按下表載述之相關假定而釐定。尤其是，「基礎」情境是參照從經濟研究機構及內部經濟研究團之一系列宏觀經濟預測。「良好」和「不良」情境是參考「基礎」情境的宏觀經濟因素所制定的，同時考慮到前瞻性經濟環境中的不確定性，對上行和下行的潛在變數進行適當的調整。調整幅度是根據涵蓋過去經濟週期高峰和低谷的長跨度所觀測到的宏觀經濟因素的歷史走勢而釐訂。

情境	情境之相關假定
基礎	前瞻性宏觀經濟因素為宏觀經濟觀點之一個重要部分。基礎情境乃依據一系列宏觀經濟預測(其制定有關之經濟變數的最可能未來方向之「基礎情況」觀點)。
良好	該情境是參考「基礎」情境而制定，並將上行變化納入「基礎」情境宏觀經濟預測，以反映正面的不確定性。
不良	該情境是參考「基礎」情境而制定，並將下行變化納入「基礎」情境宏觀經濟預測，以反映負面的不確定性。

3. FINANCIAL RISK MANAGEMENT (CONTINUED)

3.2 Credit risk (Continued)

3.2.2 Expected credit loss measurement (Continued)

3.2.2.4 Forward-looking information incorporated in the ECL models (Continued)

Economic variable assumptions

The Group relies on a broad range of forward-looking economic indicators as model inputs, such as the forecasts of macroeconomic factors (“MEFs”) such as property price indices, GDP growth rates, unemployment rates, and interest rates. The selection of MEFs had gone through stringent statistical data tests commonly adopted by the industry as well as expert judgements to ensure that MEFs used in the ECL models are relevant to and reflective of the risk profile of the Group’s credit portfolios while satisfying required quantitative standards.

The scenarios “base”, “good” and “bad” were determined based on the underlying assumptions described in the below table. In particular, the “base” scenario makes reference to a set of macroeconomic forecasts obtained from different economic research institutions and the Group’s economist. “Good” and “bad” scenarios were developed by referencing the MEFs in the “base” scenario, with appropriate adjustment to the upside and the downside potential variations taking into account the uncertainties in the forward-looking economic environments. The magnitude of adjustment were quantified based on historical movements of the MEFs observed through a long span of observed data covering peaks and troughs of past economic cycles.

Scenario	Underlying assumptions of the scenario
Base	Forward-looking macroeconomic factors are a key component of the macroeconomic outlook. The base scenario is based on a set of macroeconomic forecasts which formulate a “base case” view of the most probable future direction of relevant economic variables.
Good	This scenario is determined by making reference to the “base” scenario and reflects positive uncertainties by incorporating upside variations to the “base” scenario macroeconomic forecasts.
Bad	This scenario is determined by making reference to the “base” scenario and reflects negative uncertainties by incorporating downside variations to the “base” scenario macroeconomic forecasts.

3. 財務風險管理(續)

3.2 信貸風險(續)

3.2.2 預期信貸虧損計量(續)

3.2.2.4 納入預期信貸虧損模型之前瞻性資料(續)

經濟變數之假定(續)

信貸管理委員會及信貸風險部門的部門主管均就其發生的可能性提出了全面的看法，使集團能夠對經濟因素及前瞻性的違約或然率和違約損失率進行預測。為進一步作專業審閱及合理性監察，本集團的經濟師就集體預測結果是否大體上符合他的預期提出了整體觀點。作為一項嚴格的措施，匯總的結果將提交予集團信貸管理委員會進行最終審批。然後，這些前瞻性的違約或然率和違約損失率將被用作預期信用損失模型中的輸入參數。

用於估計預期信貸虧損之重大期末假定列示如下。

3. FINANCIAL RISK MANAGEMENT (CONTINUED)

3.2 Credit risk (Continued)

3.2.2 Expected credit loss measurement (Continued)

3.2.2.4 Forward-looking information incorporated in the ECL models (Continued)

Economic variable assumptions (Continued)

Members of the CMC as well as department heads of credit risk units put forth their most holistic view on the likelihood of occurrence, enabling the Group to generate forecasts of economic factors and the forward-looking PD and LGD. To have further professional review and reasonableness checking, the Group's economist provided his overall view on whether the collective forecasted outcome is generally in line with his expectation. As a stringent measure, the summarized outcomes will be submitted to the CMC for final approval. These forward-looking PD and LGD are then used as input parameters in the expected credit loss model.

Significant period-end assumptions used for the ECL estimate are set out as below.

於2023年12月31日		As at 31 December 2023		5年期前瞻平均數	
				Average of 5-Year Forward-Looking	1年期前瞻 One-Year Forward-Looking
香港本地生產總值增長率 (百分比)	Hong Kong GDP Growth Rate (%)	基礎	Base	2.3%	2.5%
		良好	Good	7.0%	7.2%
		不良	Bad	-2.4%	-2.2%
香港住宅物業 價格指數變動(百分比)	Hong Kong Residential Property Price Index Change (%)	基礎	Base	2.9%	-5.0%
		良好	Good	22.2%	14.3%
		不良	Bad	-16.4%	-24.3%
香港失業率(百分比)	Hong Kong Unemployment Rate (%)	基礎	Base	2.8%	2.8%*
		良好	Good	2.3%	2.3%*
		不良	Bad	4.7%	4.7%*

3. 財務風險管理(續)

3.2 信貸風險(續)

3.2.2 預期信貸虧損計量(續)

3.2.2.4 納入預期信貸虧損模型之前瞻性資料(續)

經濟變數之假定(續)

於2022年12月31日	As at 31 December 2022			5年期前瞻平均數 Average of 5-Year Forward-Looking	1年期前瞻 One-Year Forward-Looking
香港本地生產總值增長率 (百分比)	Hong Kong GDP Growth Rate (%)	基礎	Base	1.8%	0.9%
		良好	Good	7.4%	6.5%
		不良	Bad	-3.8%	-4.7%
香港住宅物業 價格指數變動(百分比)	Hong Kong Residential Property Price Index Change (%)	基礎	Base	2.0%	-3.9%
		良好	Good	25.2%	19.3%
		不良	Bad	-21.2%	-27.1%
香港失業率(百分比)	Hong Kong Unemployment Rate (%)	基礎	Base	2.9%	3.3%*
		良好	Good	2.3%	2.3%*
		不良	Bad	5.2%	5.6%*

* 該等1年期前瞻性利率代表1年期之預測平均利率。

上述假定是在進行預期信貸虧損計算時所使用的最新預測。如果在期末日期之後觀察到與預測不一致的經濟條件進一步變化，則可能會相應地調整概率加權分配，以反映最新情況。目前尚未進行此類調整。

3. FINANCIAL RISK MANAGEMENT (CONTINUED)

3.2 Credit risk (Continued)

3.2.2 Expected credit loss measurement (Continued)

3.2.2.4 Forward-looking information incorporated in the ECL models (Continued)

Economic variable assumptions (Continued)

				5年期前瞻平均數 Average of 5-Year Forward-Looking	1年期前瞻 One-Year Forward-Looking
香港本地生產總值增長率 (百分比)	Hong Kong GDP Growth Rate (%)	基礎	Base	1.8%	0.9%
		良好	Good	7.4%	6.5%
		不良	Bad	-3.8%	-4.7%
香港住宅物業 價格指數變動(百分比)	Hong Kong Residential Property Price Index Change (%)	基礎	Base	2.0%	-3.9%
		良好	Good	25.2%	19.3%
		不良	Bad	-21.2%	-27.1%
香港失業率(百分比)	Hong Kong Unemployment Rate (%)	基礎	Base	2.9%	3.3%*
		良好	Good	2.3%	2.3%*
		不良	Bad	5.2%	5.6%*

* These one-year forward-looking rates represent forecast average rates for one year.

The above assumptions were the latest forecasts available at the time the ECL calculation was performed. If after the period-end date further changes in the economic condition that are not consistent with the forecasts are observed, adjustments may be made in the assignment of probability weightings accordingly to reflect the latest situation. No such adjustment was made so far.

3. 財務風險管理(續)

3.2 信貸風險(續)

3.2.2 預期信貸虧損計量(續)

3.2.2.4 納入預期信貸虧損模型之前瞻性資料(續)

經濟變數之假定(續)

分配予各「基礎」、「良好」及「不良」經濟情境的平均權重如下：

		2023年 12月31日 31 December 2023	2022年 12月31日 31 December 2022
基礎	Base	70%	71%
良好	Good	11%	14%
不良	Bad	19%	15%

已顧及未以其他方式納入上述情境之其他前瞻性考慮因素(例如任何監管，立法或政治變動之影響)但未視為有重大影響，故並無就該等因素對預期信貸虧損作出調整及按季度基準審視及監控其合適度。

敏感度分析

影響預期信貸虧損準備的最主要假設如下：

- (i) 失業率，鑑於其對有抵押及無抵押借款人履行合約還款能力的影響；
- (ii) 生產總值增長率，鑑於其對公司業績及抵押品估值的重大影響；及
- (iii) 物業價格指數，鑑於其對按揭貸款抵押品估值的重大影響。

3. FINANCIAL RISK MANAGEMENT (CONTINUED)

3.2 Credit risk (Continued)

3.2.2 Expected credit loss measurement (Continued)

3.2.2.4 Forward-looking information incorporated in the ECL models (Continued)

Economic variable assumptions (Continued)

The average weightings assigned to each economic scenario, “base”, “good” and “bad” are as follows:

		2023年 12月31日 31 December 2023	2022年 12月31日 31 December 2022
基礎	Base	70%	71%
良好	Good	11%	14%
不良	Bad	19%	15%

Other forward-looking considerations not otherwise incorporated within the above scenarios, such as the impact of any regulatory, legislative or political changes, have also been considered, but are not deemed to have a material impact and therefore no adjustment has been made to the ECL for such factors. This is reviewed and monitored for appropriateness on a quarterly basis.

Sensitivity analysis

The most significant assumptions affecting the ECL allowance are as follows:

- (i) Unemployment rates, given its impact on secured and unsecured borrowers' ability to meet their contractual repayments;
- (ii) GDP growth rates, given the significant impact on companies' performance and collateral valuations; and
- (iii) Property price indexes, given the significant impact it has on mortgage collateral valuations.

3. 財務風險管理(續)

3.2 信貸風險(續)

3.2.2 預期信貸虧損計量(續)

3.2.2.4 納入預期信貸虧損模型之前瞻性資料(續)

敏感度分析(續)

以下為因應用在本集團的經濟變數假設中的實際假設而產生這些參數的合理可能變化導致預期信貸虧損準備之影響：

零售

以港幣千元位列示	HK\$'000	預期信貸虧損的影響		
		ECL Impact		
			2023	2022
失業率	Unemployment rates	+1%	14,037	86,867
		-1%	(8,487)	(13,103)
生產總值增長率	GDP growth rates	+0.5%	(4,145)	(4,610)
		-0.5%	4,221	4,701
物業價格指數	Property price indices	+5%	(5,729)	(4,228)
		-5%	11,651	8,360

企業

以港幣千元位列示	HK\$'000	預期信貸虧損的影響		
		ECL Impact		
			2023	2022
失業率	Unemployment rates	+1%	26,048	35,288
		-1%	(23,225)	(32,079)
生產總值增長率	GDP growth rates	+0.5%	(4,953)	(7,129)
		-0.5%	5,161	7,417
物業價格指數	Property price indices	+5%	(9,044)	(7,254)
		-5%	12,005	10,049

3. FINANCIAL RISK MANAGEMENT (CONTINUED)

3.2 Credit risk (Continued)

3.2.2 Expected credit loss measurement (Continued)

3.2.2.4 Forward-looking information incorporated in the ECL models (Continued)

Sensitivity analysis (Continued)

Set out below are the changes to the ECL that would result from reasonably possible changes in these parameters from the actual assumptions used in the Group's economic variable assumptions:

Retail

		預期信貸虧損的影響		
		ECL Impact		
			2023	2022
失業率	Unemployment rates	+1%	14,037	86,867
		-1%	(8,487)	(13,103)
生產總值增長率	GDP growth rates	+0.5%	(4,145)	(4,610)
		-0.5%	4,221	4,701
物業價格指數	Property price indices	+5%	(5,729)	(4,228)
		-5%	11,651	8,360

Corporate

		預期信貸虧損的影響		
		ECL Impact		
			2023	2022
失業率	Unemployment rates	+1%	26,048	35,288
		-1%	(23,225)	(32,079)
生產總值增長率	GDP growth rates	+0.5%	(4,953)	(7,129)
		-0.5%	5,161	7,417
物業價格指數	Property price indices	+5%	(9,044)	(7,254)
		-5%	12,005	10,049

3. 財務風險管理(續)

3.2 信貸風險(續)

3.2.3 減輕風險及控制額度之政策

本集團已就個別借款人或交易對手集團、行業或國家設定框架管理及控制過度集中之風險。根據借款人或交易對手集團、行業或國家之既定風險額度，監察其風險狀況和向信貸委員會定期匯報。

借款人或交易對手集團之最高風險額度是以資本額釐定，而行業之額度則與整體信貸組合規模相對應並受監管限額的約束。國家之額度乃參考國際評級機構對主權國之信貸評級而設定。所有設定的額度旨在達至更為平衡的組合。

本集團於適當時，為減低信貸風險，會收取抵押品作為信貸額的擔保。為控制因衍生工具淨盤而產生之交易對手信貸風險，本集團限制其衍生工具交易對手為核准之金融機構，應用已建立之市場慣例於信貸支援及抵押品之結算，減低衍生工具對手之信貸風險。本集團信貸委員會參考個別對手之財務能力及信貸評級，審批個別金融機構之包括其於衍生工具之市值額度信貸總額。認可之抵押品類別及其特性，及各類信貸與資產比率皆設定於信貸政策內。訂立可強制性的法律條款可讓本集團對抵押品、擔保物或其他為增強信貸所提供的保障進行直接、不可撤銷及無條件的索償。

就可無條件取消而不須預先通知之借貸承擔，當借款人的信貸素質轉差，本集團將會評估撤銷信貸額的需要性。據此，此等承擔並不對本集團構成重大信貸風險。

所有信貸決定，無論有否收取抵押品，皆取決於客戶或交易對手的信貸資料、現金流量情況及其還款能力。

3. FINANCIAL RISK MANAGEMENT (CONTINUED)

3.2 Credit risk (Continued)

3.2.3 Risk limit control and mitigation policies

The Group has an established framework to manage and control concentration risk with respect to individual borrower or counterparty group, industry or country. Exposure limits by borrower or counterparty group, industry or country are in place and their exposures are monitored and reported to credit committees regularly.

The large exposure limits to borrower or counterparty groups are capital based while the limits for industry are relative to the size of the overall credit portfolio and bounded by regulatory limit. Country limits are also set up with reference to the sovereign credit rating from international credit rating agencies. All these limits aim to achieve a more balanced portfolio.

To mitigate credit risk and where appropriate, the Group will obtain collateral to support the credit facility granted. To control credit risk exposure to counterparty arising from derivative positions, the Group limits its derivative dealings with approved financial institutions, and uses established market practices on credit support and collateral settlement to reduce credit risk exposure to derivative counterparties. Overall credit risk limit for individual financial institution counterparty, including valuation limit for derivatives, is approved by the GCC with reference to the financial strength and credit rating of individual counterparty. The acceptable types of collateral and their characteristics are established within the credit policies, as are the respective margins of finance. Enforceable legal documentation establishes the Group's direct, irrevocable and unconditional recourse to any collateral, security or other credit enhancements provided.

In relation to lending commitments that are unconditionally cancellable without prior notice, the Group would assess the necessity to withdraw the credit line in cases where the credit quality of a borrower deteriorates. Accordingly, these commitments do not expose the Group to significant credit risk.

Irrespective of whether collateral is taken, all credit decisions are based upon the customer's or counterparty's credit profile, cashflow position and ability to repay.

3. 財務風險管理(續)

3.2 信貸風險(續)

3.2.3 減輕風險及控制額度之政策(續)

(甲) 貸款及墊款

本集團對特定類別抵押品能否用作擔保貸款及墊款的可受性提供指引。主要抵押品類別為：

- 抵押物業；
- 抵押業務資產如房產及應收賬；
- 抵押金融工具如債務證券和權益；
- 抵押存款；及
- 抵押股票。

此外，當本集團察覺到與借款人有關之個別貸款及墊款出現減值跡象時，會適當地要求其提供額外抵押品以降低信貸損失。

(乙) 債務證券

除受金融工具組合或相關資產擔保之資產抵押證券及同類工具外，債務證券及國庫票據普遍為無抵押。

3. FINANCIAL RISK MANAGEMENT (CONTINUED)

3.2 Credit risk (Continued)

3.2.3 Risk limit control and mitigation policies (Continued)

(a) Loans and advances

The Group has guidelines on the acceptability of specific classes of collateral for securing loans and advances. The principal collateral types are:

- Mortgages over properties;
- Charges over business assets such as premises and accounts receivable;
- Charges over financial instruments such as debt securities and equities;
- Charges over deposits; and
- Charges over shares.

In addition, in order to minimise credit loss, the Group will, where possible, seek additional collateral from the borrower as soon as impairment indicators are noticed on relevant individual loans and advances.

(b) Debt securities

Debt securities and treasury bills are generally unsecured, with the exception of asset-backed securities and similar instruments, which are secured by portfolios of financial instruments or underlying assets.

3. 財務風險管理(續)

3.2 信貸風險(續)

3.2.3 減輕風險及控制額度之政策(續)

(丙) 衍生工具

管理衍生工具交易的所有交易對手之信貸風險為管理交易對手之信貸風險控制及監控程序之一部份，包括信貸控制如設定價值風險之獨立限額、每日結算限額及進行定期信貸評估。此外，本集團為了遵循於違約事件或提前終止合約及按照監管規定之標準市場常規淨額平倉安排，要求衍生合約之交易對手簽訂國際掉期及衍生合約協會之協議或類似之主協議。

本集團亦有與大部份交易對手訂立抵押安排，藉以減低對該等交易對手無抵押衍生產品的風險。

3.2.4 撇銷政策

當本集團已經盡一切實際收回的努力及已得出沒有合理期望可收回的結論後將撇銷全數或部分金融資產。沒有合理期望可收回的指標包括(i)停止執行活動及(ii)如本集團的收回方法為取消抵押品的贖回權而抵押品的價值並沒有合理期望可全面收回。

本集團可撇銷仍在執行的金融資產。截至2023年12月31日止年度，以作撇銷的金融資產之未償還合約金額為1,160,000,000港元(2022年：201,000,000港元)。

3. FINANCIAL RISK MANAGEMENT (CONTINUED)

3.2 Credit risk (Continued)

3.2.3 Risk limit control and mitigation policies (Continued)

(c) Derivatives

All counterparty credit risk for derivatives trading are managed as part of the credit risk control and monitoring process in respect of the counterparty including credit controls such as setting individual limit for valuation risk, daily settlement limits and performing periodic credit assessment. Moreover, the Group requires derivative contract counterparties to enter into International Swaps and Derivatives Association Agreement or analogous master agreement in order to follow the standardised market practice of close-out netting arrangement in the event of default or early termination and in accordance with the regulatory requirements.

Collateral arrangements with selected counterparties are also in place to limit our unsecured derivative exposures to these counterparties.

3.2.4 Write off policy

The Group writes off financial assets, in whole or in part, when it has exhausted all practical recovery efforts and has concluded there is no reasonable expectation of recovery. Indicators that there is no reasonable expectation of recovery include (i) ceasing enforcement activity and (ii) where the Group's recovery method is foreclosing on collateral and the value of the collateral is such that there is no reasonable expectation of recovering in full.

The Group may write-off financial assets that are still subject to enforcement activity. The outstanding contractual amounts of such assets written off during the year ended 31 December 2023 was HK\$1,160 million (2022: HK\$201 million).

3. 財務風險管理(續)

3.2 信貸風險(續)

3.2.5 未計入持有之抵押品或其他信貸提昇前之最高信貸風險值

下表包含金融工具的信貸風險之分析。下列金融資產的賬面值／名義金額總額亦列示本集團該等金融資產之最高信貸風險值。

(1) 須作減值評估的金融資產

2023年12月31日

以港幣千元位列示	HK\$'000	賬面值／名義金額 Gross carrying/notional amount				預期信貸 虧損準備	淨額
		正常 Pass	特別關注 Special mention	次級或以下 Sub-standard or below	合計 Total	ECL allowance	Net
銀行的結餘及存款	Balance and placements with banks	19,553,118	-	-	19,553,118	5,534	19,547,584
一階段1	- Stage 1	19,553,118	-	-	19,553,118	5,534	19,547,584
一階段2	- Stage 2	-	-	-	-	-	-
一階段3	- Stage 3	-	-	-	-	-	-
以公平值計量且其變動計入 其他全面收益的債務工具	Debt instruments at fair value through other comprehensive income	40,071,584	-	78,113	40,149,697	81,886	40,067,811
一階段1	- Stage 1	40,071,584	-	-	40,071,584	34,356	40,037,228
一階段2	- Stage 2	-	-	-	-	-	-
一階段3	- Stage 3	-	-	78,113	78,113	47,530	30,583
以攤餘成本列賬的債務工具	Debt instruments at amortised cost	39,413,306	-	-	39,413,306	40,928	39,372,378
一階段1	- Stage 1	39,413,306	-	-	39,413,306	40,928	39,372,378
一階段2	- Stage 2	-	-	-	-	-	-
一階段3	- Stage 3	-	-	-	-	-	-
客戶貸款及墊款	Loans and advances to customers	138,418,175	1,851,740	2,779,561	143,049,476	1,113,256	141,936,220
一階段1	- Stage 1	128,604,667	-	-	128,604,667	364,345	128,240,322
一階段2	- Stage 2	9,813,508	1,851,740	-	11,665,248	263,656	11,401,592
一階段3	- Stage 3	-	-	2,779,561	2,779,561	485,255	2,294,306
貿易票據	Trade bills	2,060,317	-	-	2,060,317	2,981	2,057,336
一階段1	- Stage 1	2,060,143	-	-	2,060,143	2,981	2,057,162
一階段2	- Stage 2	174	-	-	174	-	174
一階段3	- Stage 3	-	-	-	-	-	-
應計利息及其他賬目	Accrued interest and other accounts	5,052,893	20,487	67,933	5,141,313	20,915	5,120,398
一階段1	- Stage 1	5,022,715	-	-	5,022,715	6,979	5,015,736
一階段2	- Stage 2	30,178	20,487	-	50,665	2,907	47,758
一階段3	- Stage 3	-	-	67,933	67,933	11,029	56,904
貸款及其他承擔，及財務擔保	Loan and other commitments, and financial guarantees	68,765,937	6,550	-	68,772,487	68,318	68,704,169
一階段1	- Stage 1	66,993,660	-	-	66,993,660	65,861	66,927,799
一階段2	- Stage 2	1,772,277	6,550	-	1,778,827	2,457	1,776,370
一階段3	- Stage 3	-	-	-	-	-	-
合計	Total	313,335,330	1,878,777	2,925,607	318,139,714	1,333,818	316,805,896

在披露此財務資料時，已列示以公平值計量且其變動計入其他全面收益的債務工具之名義金額及於投資重估儲備中所包含相關的預期信貸虧損。

3. FINANCIAL RISK MANAGEMENT (CONTINUED)

3.2 Credit risk (Continued)

3.2.5 Maximum exposure to credit risk before collateral held or other credit enhancements

The following tables contain analysis of the credit risk exposure of financial instruments. The gross carrying/notional amount of financial assets below also represents the Group's maximum exposure to credit risk on these assets.

(1) Financial assets subject to impairment

At 31 December 2023

		賬面值／名義金額 Gross carrying/notional amount				預期信貸 虧損準備	淨額
		正常 Pass	特別關注 Special mention	次級或以下 Sub-standard or below	合計 Total	ECL allowance	Net
銀行的結餘及存款	Balance and placements with banks	19,553,118	-	-	19,553,118	5,534	19,547,584
一階段1	- Stage 1	19,553,118	-	-	19,553,118	5,534	19,547,584
一階段2	- Stage 2	-	-	-	-	-	-
一階段3	- Stage 3	-	-	-	-	-	-
以公平值計量且其變動計入 其他全面收益的債務工具	Debt instruments at fair value through other comprehensive income	40,071,584	-	78,113	40,149,697	81,886	40,067,811
一階段1	- Stage 1	40,071,584	-	-	40,071,584	34,356	40,037,228
一階段2	- Stage 2	-	-	-	-	-	-
一階段3	- Stage 3	-	-	78,113	78,113	47,530	30,583
以攤餘成本列賬的債務工具	Debt instruments at amortised cost	39,413,306	-	-	39,413,306	40,928	39,372,378
一階段1	- Stage 1	39,413,306	-	-	39,413,306	40,928	39,372,378
一階段2	- Stage 2	-	-	-	-	-	-
一階段3	- Stage 3	-	-	-	-	-	-
客戶貸款及墊款	Loans and advances to customers	138,418,175	1,851,740	2,779,561	143,049,476	1,113,256	141,936,220
一階段1	- Stage 1	128,604,667	-	-	128,604,667	364,345	128,240,322
一階段2	- Stage 2	9,813,508	1,851,740	-	11,665,248	263,656	11,401,592
一階段3	- Stage 3	-	-	2,779,561	2,779,561	485,255	2,294,306
貿易票據	Trade bills	2,060,317	-	-	2,060,317	2,981	2,057,336
一階段1	- Stage 1	2,060,143	-	-	2,060,143	2,981	2,057,162
一階段2	- Stage 2	174	-	-	174	-	174
一階段3	- Stage 3	-	-	-	-	-	-
應計利息及其他賬目	Accrued interest and other accounts	5,052,893	20,487	67,933	5,141,313	20,915	5,120,398
一階段1	- Stage 1	5,022,715	-	-	5,022,715	6,979	5,015,736
一階段2	- Stage 2	30,178	20,487	-	50,665	2,907	47,758
一階段3	- Stage 3	-	-	67,933	67,933	11,029	56,904
貸款及其他承擔，及財務擔保	Loan and other commitments, and financial guarantees	68,765,937	6,550	-	68,772,487	68,318	68,704,169
一階段1	- Stage 1	66,993,660	-	-	66,993,660	65,861	66,927,799
一階段2	- Stage 2	1,772,277	6,550	-	1,778,827	2,457	1,776,370
一階段3	- Stage 3	-	-	-	-	-	-
合計	Total	313,335,330	1,878,777	2,925,607	318,139,714	1,333,818	316,805,896

For the purpose of this disclosure, notional amount of debt instruments at FVOCI and the associated ECL allowance maintained in investment revaluation reserve are presented.

3. 財務風險管理(續)

3.2 信貸風險(續)

3.2.5 未計入持有之抵押品或其他信貸提昇前之最高信貸風險值(續)

(1) 須作減值評估的金融資產(續)

2022年12月31日

3. FINANCIAL RISK MANAGEMENT (CONTINUED)

3.2 Credit risk (Continued)

3.2.5 Maximum exposure to credit risk before collateral held or other credit enhancements (Continued)

(1) Financial assets subject to impairment (Continued)

At 31 December 2022

以港幣千元位列示	HK\$'000	賬面值/名義金額			合計	預期信貸 虧損準備	淨額
		Gross carrying/notional amount					
		正常	特別關注	次級或以下			
Pass	Special mention	Sub-standard or below	Total	ECL allowance	Net		
銀行的結餘及存款	Balance and placements with banks	26,432,036	-	-	26,432,036	14,591	26,417,445
一階段1	- Stage 1	26,432,036	-	-	26,432,036	14,591	26,417,445
一階段2	- Stage 2	-	-	-	-	-	-
一階段3	- Stage 3	-	-	-	-	-	-
以公平值計量且其變動計入 其他全面收益的債務工具	Debt instruments at fair value through other comprehensive income	39,775,573	-	-	39,775,573	48,275	39,727,298
一階段1	- Stage 1	39,697,600	-	-	39,697,600	47,645	39,649,955
一階段2	- Stage 2	77,973	-	-	77,973	630	77,343
一階段3	- Stage 3	-	-	-	-	-	-
以攤餘成本列賬的債務工具	Debt instruments at amortised cost	32,985,496	-	-	32,985,496	59,406	32,926,090
一階段1	- Stage 1	32,985,496	-	-	32,985,496	59,406	32,926,090
一階段2	- Stage 2	-	-	-	-	-	-
一階段3	- Stage 3	-	-	-	-	-	-
客戶貸款及墊款	Loans and advances to customers	132,178,325	1,812,898	2,539,012	136,530,235	1,636,402	134,893,833
一階段1	- Stage 1	123,617,311	-	-	123,617,311	406,618	123,210,693
一階段2	- Stage 2	8,561,014	1,812,898	-	10,373,912	342,731	10,031,181
一階段3	- Stage 3	-	-	2,539,012	2,539,012	887,053	1,651,959
貿易票據	Trade bills	3,666,988	-	-	3,666,988	5,570	3,661,418
一階段1	- Stage 1	3,665,808	-	-	3,665,808	5,569	3,660,239
一階段2	- Stage 2	1,180	-	-	1,180	1	1,179
一階段3	- Stage 3	-	-	-	-	-	-
應計利息及其他賬目	Accrued interest and other accounts	4,100,434	11,806	70,319	4,182,559	25,193	4,157,366
一階段1	- Stage 1	4,075,916	-	-	4,075,916	10,169	4,065,747
一階段2	- Stage 2	24,518	11,806	-	36,324	2,238	34,086
一階段3	- Stage 3	-	-	70,319	70,319	12,786	57,533
貸款及其他承擔，及財務擔保	Loan and other commitments, and financial guarantees	74,563,798	33,167	10,125	74,607,090	98,973	74,508,117
一階段1	- Stage 1	71,765,299	-	-	71,765,299	89,684	71,675,615
一階段2	- Stage 2	2,798,499	33,167	-	2,831,666	9,289	2,822,377
一階段3	- Stage 3	-	-	10,125	10,125	-	10,125
合計	Total	313,702,650	1,857,871	2,619,456	318,179,977	1,888,410	316,291,567

3. 財務風險管理(續)

3.2 信貸風險(續)

3.2.5 未計入持有之抵押品或其他信貸提昇前之最高信貸風險值(續)

(1) 須作減值評估的金融資產(續)

信貸評級大致分類如下：

零售

第1組別「正常」包含貸款為未逾期或逾期日數在30天內。

第2組別「特別關注」一般包含貸款逾期日數在31至90天。

第3組別「次級或以下」一般包含貸款逾期日數超過90天。

企業

第1組別「正常」包含本集團內部貸款評級系統中之第1至第9級，代表借款人現時如期償付及對其可全數付還利息和貸款本金之能力並不置疑。

第2組別「特別關注」包含本集團內部貸款評級系統中之第10級，代表借款人正陷於困境，及倘不能遏制其貸款素質惡化，則可能令本集團招致信貸損失。

第3組別「次級或以下」包含本集團內部貸款評級系統中之第11至第13級，代表借款人正展露明顯能危及付還之困難，或不可能全數收回且本集團預期須承受本金及／或利息損失之貸款，又或許該貸款經耗盡所有追收方案後被確認為無法收回。

3. FINANCIAL RISK MANAGEMENT (CONTINUED)

3.2 Credit risk (Continued)

3.2.5 Maximum exposure to credit risk before collateral held or other credit enhancements (Continued)

(1) Financial assets subject to impairment (Continued)

The credit ratings are broadly categorised as follows:

Retail

Class 1 “pass”, which covers loans that are current or within 30 DPD.

Class 2 “special mention”, which generally covers loans with 31-90 DPD.

Class 3 “sub-standard or below”, which generally covers loans that are more than 90 DPD.

Corporate

Class 1 “pass”, which covers Grade 1 to 9 of the Group’s internal loan grading system, represents loans for which borrowers are current in meeting commitments and for which the full repayment of interest and principal is not in doubt.

Class 2 “special mention”, which covers Grade 10 of the Group’s internal loan grading system, represents loans with which borrowers are experiencing difficulties and which may lead to credit losses to the Group if the deterioration in loan quality cannot be contained.

Class 3 “sub-standard or below”, which covers Grade 11 to 13 of the Group’s internal loan grading system, represents loans in which borrowers are displaying a definable weakness that is likely to jeopardise repayment; or collection in full is improbable and the Group expects to sustain a loss of principal and/or interest; or loans that are considered uncollectible after all collection options have been exhausted.

3. 財務風險管理(續)

3.2 信貸風險(續)

3.2.5 未計入持有之抵押品或其他信貸提昇前之最高信貸風險值(續)

(1) 須作減值評估的金融資產(續)

財資

第1組別「正常」包含內部信貸評級為BB-或以上之交易對手的風險。

第2組別「特別關注」包含內部信貸評級為B+至B-之交易對手的風險。

第3組別「次級或以下」包含內部信貸評級為CCC+或以下之交易對手的風險。

(2) 毋須作減值的金融資產

3. FINANCIAL RISK MANAGEMENT (CONTINUED)

3.2 Credit risk (Continued)

3.2.5 Maximum exposure to credit risk before collateral held or other credit enhancements (Continued)

(1) Financial assets subject to impairment (Continued)

Treasury

Class 1 “pass”, which covers exposures to counterparties with internal credit rating of BB- or above.

Class 2 “special mention”, which covers exposures to counterparties with internal credit rating of B+ to B-.

Class 3 “sub-standard or below”, which covers exposures to counterparties with internal credit rating of CCC+ or below.

(2) Financial assets not subject to impairment

以港幣千元位列示	HK\$'000	賬面值	
		2023	2022
持作交易用途的資產	Trading assets		
— 債務證券	– Debt securities	1,739,841	562,161
— 衍生工具	– Derivatives	1,062,388	746,544
對沖衍生工具	Hedging derivatives	2,503,761	3,154,692
以公平值計量且其變動計入損益的 金融資產	Financial assets at fair value through profit or loss		
— 投資基金	– Investment funds	8,216	9,303

3. 財務風險管理(續)

3.2 信貸風險(續)

3.2.5 未計入持有之抵押品或其他信貸提昇前之最高信貸風險值(續)

本集團之信貸表現可參考下列所述作進一步評估：

- 組合中之最大分類之按揭貸款乃有抵押品之借貸；
- 信貸減值之客戶貸款及墊款佔客戶貸款及墊款總額的1.94% (2022年：1.86%)；及
- 債務證券及其他庫券投資中74% (2022年：72%) 最少達A-信貸級別。

3.2.6 貸款及墊款

客戶貸款及墊款概述如下：

以港幣千元位列示

貸款及墊款總額
扣除：減值準備總額
淨額
信貸減值之貸款及墊款
扣除：階段3減值準備
淨額
持有抵押品公平值*
信貸減值貸款及墊款佔客戶貸款及墊款總額百分比

* 抵押品公平值乃根據抵押品市值及貸款未償還結餘，兩者中較低值釐定。

3. FINANCIAL RISK MANAGEMENT (CONTINUED)

3.2 Credit risk (Continued)

3.2.5 Maximum exposure to credit risk before collateral held or other credit enhancements (Continued)

The results of credit performance of the Group can be further assessed with reference to the following:

- Mortgage loans, which represent the biggest group in the portfolio, are backed by collateral;
- Loans and advances to customers that are credit-impaired constituted 1.94% (2022: 1.86%) of the total loans and advances to customers; and
- 74% (2022: 72%) of the investments in debt securities and other bills have at least an A- credit rating.

3.2.6 Loans and advances

Loans and advances to customers are summarised as follows:

HK\$'000	2023	2022
Gross loans and advances	143,049,476	136,530,235
Less: total impairment allowances	(1,113,256)	(1,636,402)
Net	141,936,220	134,893,833
Credit-impaired loans and advances	2,779,561	2,539,012
Less: Stage 3 impairment allowances	(485,255)	(887,053)
Net	2,294,306	1,651,959
Fair value of collateral held*	1,707,443	1,056,118
Credit-impaired loans and advances as a % of total loans and advances to customers	1.94%	1.86%

* Fair value of collateral is determined at the lower of the market value of collateral and outstanding loan balance.

3. 財務風險管理(續)

3.2 信貸風險(續)

3.2.6 貸款及墊款(續)

下表列示3種主要內部評級組別之減值準備分別佔貸款及墊款之百分比。

3. FINANCIAL RISK MANAGEMENT (CONTINUED)

3.2 Credit risk (Continued)

3.2.6 Loans and advances (Continued)

The table below shows the percentage of impairment allowance as a percentage of loans and advances for each of the three broad internal rating classes.

		2023		2022	
		減值準備 佔貸款餘額 百分比 Impairment allowance as a % of loan balance %		減值準備 佔貸款餘額 百分比 Impairment allowance as a % of loan balance %	
組別	Class	貸款及墊款 百分比 Loans and advances %	Impairment allowance as a % of loan balance %	貸款及墊款 百分比 Loans and advances %	Impairment allowance as a % of loan balance %
1—正常	1 – pass	96.8	0.3	96.8	0.4
2—特別關注	2 – special mention	1.3	10.0	1.3	15.3
3—次級或以下	3 – sub-standard or below	1.9	17.5	1.9	34.9
		100.0	0.8	100.0	1.2

3. 財務風險管理(續)

3.2 信貸風險(續)

3.2.6 貸款及墊款(續)

(甲) 按香港財務報告準則第9號作信貸減值之客戶貸款及墊款

信貸減值貸款及墊款之總額及本集團所持作擔保之相關抵押品公平值按類別分析如下：

3. FINANCIAL RISK MANAGEMENT (CONTINUED)

3.2 Credit risk (Continued)

3.2.6 Loans and advances (Continued)

(a) Loans and advances to customers that are credit-impaired under HKFRS 9

The analysis of the gross amount of credit-impaired loans and advances by class, along with the fair value of the related collateral held by the Group as security, is as follows:

2023年12月31日 以港幣千元位列示	At 31 December 2023 HK\$'000	風險總額 Gross exposure	減值準備 Impairment allowance	賬面值 Carrying amount	持有抵押品 公平值 Fair value of collateral held
信貸減值之貸款	Credit-impaired loans				
個人貸款：	Loans to individual:				
— 信用卡	– Credit cards	13,055	11,265	1,790	–
— 按揭貸款	– Mortgages	336,922	60,443	276,479	315,248
— 其他	– Others	295,157	118,753	176,404	51,617
企業貸款：	Loans to corporate entities:				
— 有期貸款	– Term loans	1,834,850	195,196	1,639,654	1,073,352
— 按揭貸款	– Mortgages	49,254	12,842	36,412	47,724
— 貿易融資	– Trade finance	123,826	30,069	93,757	101,265
— 其他	– Others	126,497	56,687	69,810	118,237
信貸減值之貸款總額	Total credit-impaired loans	<u>2,779,561</u>	<u>485,255</u>	<u>2,294,306</u>	<u>1,707,443</u>

3. 財務風險管理(續)

3.2 信貸風險(續)

3.2.6 貸款及墊款(續)

(甲) 按香港財務報告準則第9號作信貸減值之客戶貸款及墊款(續)

2022年12月31日 以港幣千元位列示		At 31 December 2022 HK\$'000		風險總額 Gross exposure	減值準備 Impairment allowance	賬面值 Carrying amount	持有抵押品 公平值 Fair value of collateral held
信貸減值之貸款	Credit-impaired loans						
個人貸款：	Loans to individual:						
— 信用卡	– Credit cards			14,176	11,991	2,185	–
— 按揭貸款	– Mortgages			254,376	52,170	202,206	219,655
— 其他	– Others			340,231	168,771	171,460	43,633
企業貸款：	Loans to corporate entities:						
— 有期貸款	– Term loans			1,566,736	569,768	996,968	498,002
— 按揭貸款	– Mortgages			109,328	6,608	102,720	108,734
— 貿易融資	– Trade finance			106,092	35,465	70,627	43,726
— 其他	– Others			148,073	42,280	105,793	142,368
信貸減值之貸款總額	Total credit-impaired loans			<u>2,539,012</u>	<u>887,053</u>	<u>1,651,959</u>	<u>1,056,118</u>

3. FINANCIAL RISK MANAGEMENT (CONTINUED)

3.2 Credit risk (Continued)

3.2.6 Loans and advances (Continued)

(a) Loans and advances to customers that are credit-impaired under HKFRS 9 (Continued)

3. 財務風險管理(續)

3.2 信貸風險(續)

3.2.6 貸款及墊款(續)

(乙) 逾期3個月以上之貸款及墊款

(i) 逾期末償還貸款總額

以港幣千元位列示		2023		2022	
		逾期末償還 貸款總額 Gross amount of overdue loans	佔總額 百分比 % of total	逾期末償還 貸款總額 Gross amount of overdue loans	佔總額 百分比 % of total
	HK\$'000				
未償還客戶貸款及 墊款總額，逾期：	Gross loans and advances to customers which have been overdue for:				
– 3個月以上至6個月	– six months or less but over three months	344,615	0.24	535,376	0.39
– 6個月以上至1年	– one year or less but over six months	664,811	0.46	987,443	0.72
– 1年以上	– over one year	1,158,163	0.81	332,525	0.25
		2,167,589	1.51	1,855,344	1.36

3. FINANCIAL RISK MANAGEMENT (CONTINUED)

3.2 Credit risk (Continued)

3.2.6 Loans and advances (Continued)

(b) Loans and advances overdue for more than 3 months

(i) Gross amount of overdue loans

以港幣千元位列示		2023		2022	
		逾期末償還 貸款總額 Gross amount of overdue loans	佔總額 百分比 % of total	逾期末償還 貸款總額 Gross amount of overdue loans	佔總額 百分比 % of total
	HK\$'000				
未償還客戶貸款及 墊款總額，逾期：	Gross loans and advances to customers which have been overdue for:				
– 3個月以上至6個月	– six months or less but over three months	344,615	0.24	535,376	0.39
– 6個月以上至1年	– one year or less but over six months	664,811	0.46	987,443	0.72
– 1年以上	– over one year	1,158,163	0.81	332,525	0.25
		2,167,589	1.51	1,855,344	1.36

3. 財務風險管理(續)

3.2 信貸風險(續)

3.2.6 貸款及墊款(續)

(乙) 逾期3個月以上之貸款及墊款(續)

(ii) 逾期未償還貸款及墊款之減值準備及所持抵押品值

2023年12月31日 以港幣千元位列示		At 31 December 2023 HK\$'000		貸款及墊款 未償還數額 Outstanding amount of loans and advances	抵押品 現市值 Current market value of collateral	抵押品 所承擔部份 Portion covered by collateral	抵押品 未能承擔部份 Portion not covered by collateral	階段3 減值準備 Stage 3 impairment allowances
逾期未償還客戶貸款 及墊款	Overdue loans and advances to customers	2,167,589	2,615,092	1,553,890	613,699	228,158		
2022年12月31日 以港幣千元位列示		At 31 December 2022 HK\$'000		貸款及墊款 未償還數額 Outstanding amount of loans and advances	抵押品 現市值 Current market value of collateral	抵押品 所承擔部份 Portion covered by collateral	抵押品 未能承擔部份 Portion not covered by collateral	階段3 減值準備 Stage 3 impairment allowances
逾期未償還客戶貸款 及墊款	Overdue loans and advances to customers	1,855,344	1,715,178	888,975	966,369	632,380		

持有之抵押品主要為抵押存款、按揭物業及抵押其他固定資產如設備。

Collateral held mainly represented pledged deposits, mortgages over properties and charges over other fixed assets such as equipment.

(丙) 經重組貸款(已扣除包括在上述之逾期貸款)

(c) Rescheduled advances net of amounts included in overdue loans and advances shown above

以港幣千元位列示		HK\$'000		佔總額 百分比 2023 % of total	佔總額 百分比 2022 % of total
客戶貸款及墊款	Loans and advances to customers	405,780	0.28	339,249	0.25
階段3減值準備	Stage 3 impairment allowances	115,036		123,023	

3. 財務風險管理(續)

3.2 信貸風險(續)

3.2.7 貿易票據

於2023年及2022年12月31日，並無逾期超過3個月的貿易票據結餘。

3.2.8 收回抵押品

於年末持有之收回抵押品如下：

以港幣千元位列示

	HK\$'000	2023	2022
資產性質	Nature of assets		
收回物業	Reposessed properties	252,687	125,262
其他	Others	925	5,560
		<u>253,612</u>	<u>130,822</u>

收回抵押品按可行情況盡快出售，實收款項用以減低有關之借款人未償還債務。

估計可變現總值為58,181,000港元(2022年：59,356,000港元)之在中國內地的若干其他物業，乃本集團根據中國內地法院頒佈之法令而行使以物抵債權及回收。該抵押品為呈報於附註30之「其他資產」項下的持作再出售之資產。相關之貸款已被終止確認。

3. FINANCIAL RISK MANAGEMENT (CONTINUED)

3.2 Credit risk (Continued)

3.2.7 Trade bills

As at 31 December 2023 and 2022, there were no balance of trade bills that were overdue for more than 3 months.

3.2.8 Repossessed collateral

Reposessed collateral held at the year-end is as follows:

	HK\$'000	2023	2022
Nature of assets			
Reposessed properties		252,687	125,262
Others		925	5,560
		<u>253,612</u>	<u>130,822</u>

Reposessed collaterals are sold as soon as practicable with the proceeds used to reduce the outstanding indebtedness of the borrowers concerned.

Certain other properties in the Mainland China with a total estimated realisable value of HK\$58,181,000 (2022: HK\$59,356,000), which had been foreclosed and reposessed by the Group pursuant to orders issued by courts in the Mainland China, represent assets held by the Group for resale and have been reported under "Other assets" in Note 30. The relevant loans had been derecognised.

3. 財務風險管理(續)

3.2 信貸風險(續)

3.2.9 虧損準備

下表提供按香港財務報告準則第9號本集團按階段之客戶貸款及墊款、貸款承擔及財務擔保之預期信貸虧損準備的對賬。

零售

以港幣千元位列示

HK\$'000

2023年1月1日	At 1 January 2023
轉移：	Transfers:
轉移至階段1	Transfer to Stage 1
轉移至階段2	Transfer to Stage 2
轉移至階段3	Transfer to Stage 3
由階段轉移及準備變動所產生之影響	Effect of stage transfers and changes in allowance
期內新源生、購入或撤銷確認之金融資產	New financial assets originated, purchased or derecognised during the period
違約或然率/違約損失率/違約風險承擔/前瞻性的假設之變動	Changes in PDs/LGDs/EADs/forward-looking assumptions
解除貼現	Unwind of discount
撤銷	Write-offs
外匯及其他變動	Foreign exchange and other movements
2023年12月31日	At 31 December 2023
2022年1月1日	At 1 January 2022
轉移：	Transfers:
轉移至階段1	Transfer to Stage 1
轉移至階段2	Transfer to Stage 2
轉移至階段3	Transfer to Stage 3
由階段轉移及準備變動所產生之影響	Effect of stage transfers and changes in allowance
期內新源生、購入或撤銷確認之金融資產	New financial assets originated, purchased or derecognised during the period
違約或然率/違約損失率/違約風險承擔/前瞻性的假設之變動	Changes in PDs/LGDs/EADs/forward-looking assumptions
解除貼現	Unwind of discount
撤銷	Write-offs
外匯及其他變動	Foreign exchange and other movements
2022年12月31日	At 31 December 2022

3. FINANCIAL RISK MANAGEMENT (CONTINUED)

3.2 Credit risk (Continued)

3.2.9 Loss allowance

The tables below provide a reconciliation of the Group's ECL allowances for loans and advances to customers, loan commitments and financial guarantees by stage under HKFRS 9.

Retail

階段1 預期信貸 虧損準備 Stage 1 ECL allowance	階段2 預期信貸 虧損準備 Stage 2 ECL allowance	階段3 預期信貸 虧損準備 Stage 3 ECL allowance	合計 預期信貸 虧損準備 Total ECL allowance
301,393	43,466	232,932	577,791
7,800	(5,227)	(2,573)	-
(6,259)	38,425	(32,166)	-
(25,868)	(18,830)	44,698	-
(4,595)	11,755	339,157	346,317
55,948	17,767	(6,880)	66,835
(50,112)	(11,140)	48,651	(12,601)
363	570	76	1,009
-	-	(433,434)	(433,434)
(72)	(47)	-	(119)
278,598	76,739	190,461	545,798
365,825	36,230	219,180	621,235
5,676	(5,676)	-	-
(4,498)	4,975	(477)	-
(20,511)	(13,099)	33,610	-
(845)	7,615	266,461	273,231
36,837	7,516	(7,197)	37,156
(81,337)	5,403	31,178	(44,756)
409	502	68	979
-	-	(309,891)	(309,891)
(163)	-	-	(163)
301,393	43,466	232,932	577,791

3. 財務風險管理(續)

3.2 信貸風險(續)

3.2.9 虧損準備(續)

企業

以港幣千元位列示

HK\$'000

2023年1月1日	At 1 January 2023
轉移：	Transfers:
轉移至階段1	Transfer to Stage 1
轉移至階段2	Transfer to Stage 2
轉移至階段3	Transfer to Stage 3
由階段轉移及準備變動所產生之影響	Effect of stage transfers and changes in allowance
期內新源生、購入或撤銷確認之金融資產	New financial assets originated, purchased or derecognised during the period
違約或然率/違約損失率/違約風險承擔/前瞻性的假設之變動	Changes in PDs/LGDs/EADs/forward-looking assumptions
解除貼現	Unwind of discount
撤銷	Write-offs
外匯及其他變動	Foreign exchange and other movements
2023年12月31日	At 31 December 2023
2022年1月1日	At 1 January 2022
轉移：	Transfers:
轉移至階段1	Transfer to Stage 1
轉移至階段2	Transfer to Stage 2
轉移至階段3	Transfer to Stage 3
由階段轉移及準備變動所產生之影響	Effect of stage transfers and changes in allowance
期內新源生、購入或撤銷確認之金融資產	New financial assets originated, purchased or derecognised during the period
違約或然率/違約損失率/違約風險承擔/前瞻性的假設之變動	Changes in PDs/LGDs/EADs/forward-looking assumptions
解除貼現	Unwind of discount
撤銷	Write-offs
外匯及其他變動	Foreign exchange and other movements
2022年12月31日	At 31 December 2022

3. FINANCIAL RISK MANAGEMENT (CONTINUED)

3.2 Credit risk (Continued)

3.2.9 Loss allowance (Continued)

Corporate

階段1 預期信貸 虧損準備 Stage 1 ECL allowance	階段2 預期信貸 虧損準備 Stage 2 ECL allowance	階段3 預期信貸 虧損準備 Stage 3 ECL allowance	合計 預期信貸 虧損準備 Total ECL allowance
194,546	308,554	654,121	1,157,221
20,345	(19,629)	(716)	-
(17,535)	17,535	-	-
(123)	(200,220)	200,343	-
(8,115)	19,807	174,078	185,770
10,497	43,908	(19,597)	34,808
(48,113)	17,929	257,298	227,114
396	1,579	508	2,483
-	-	(971,199)	(971,199)
(290)	(89)	(42)	(421)
151,608	189,374	294,794	635,776
218,142	323,745	328,429	870,316
7,275	(6,111)	(1,164)	-
(19,004)	19,004	-	-
(1,795)	(81,831)	83,626	-
(3,481)	20,174	505,434	522,127
23,306	(16,342)	(39,442)	(32,478)
(28,716)	50,246	44,493	66,023
84	1,422	127	1,633
-	-	(267,340)	(267,340)
(1,265)	(1,753)	(42)	(3,060)
194,546	308,554	654,121	1,157,221

3. 財務風險管理(續)

3.2 信貸風險(續)

3.2.9 虧損準備(續)

下表提供按香港財務報告準則第9號本集團按階段之風險總額(就客戶貸款或墊款之賬面值總額及貸款承擔及財務擔保的名義金額)的對賬。

零售

3. FINANCIAL RISK MANAGEMENT (CONTINUED)

3.2 Credit risk (Continued)

3.2.9 Loss allowance (Continued)

The tables below provide a reconciliation of the Group's gross exposure (in terms of the aggregate of carrying amount of loans and advances to customers and notional amount of loan commitments and financial guarantees) by stage under HKFRS 9.

Retail

		階段1 風險總額 Stage 1 Gross exposure	階段2 風險總額 Stage 2 Gross exposure	階段3 風險總額 Stage 3 Gross exposure	合計 風險總額 Total Gross exposure
以港幣千元位列示	HK\$'000				
2023年1月1日	At 1 January 2023	108,270,766	549,368	608,783	109,428,917
轉移：	Transfers:				
轉移至階段1	Transfer to Stage 1	91,960	(69,081)	(22,879)	-
轉移至階段2	Transfer to Stage 2	(499,145)	576,495	(77,350)	-
轉移至階段3	Transfer to Stage 3	(449,421)	(154,194)	603,615	-
初始確認、終止確認、 進一步貸款及還款	Origination, derecognition, further lending and repayment	581,806	(70,277)	(33,527)	478,002
撇銷	Write-offs	-	-	(433,434)	(433,434)
外匯及其他變動	Foreign exchange and other movements	(28,606)	(262)	(74)	(28,942)
2023年12月31日	At 31 December 2023	107,967,360	832,049	645,134	109,444,543
2022年1月1日	At 1 January 2022	111,759,224	448,842	588,688	112,796,754
轉移：	Transfers:				
轉移至階段1	Transfer to Stage 1	76,020	(76,020)	-	-
轉移至階段2	Transfer to Stage 2	(344,783)	349,174	(4,391)	-
轉移至階段3	Transfer to Stage 3	(347,038)	(93,907)	440,945	-
初始確認、終止確認、 進一步貸款及還款	Origination, derecognition, further lending and repayment	(2,714,542)	(78,721)	(106,318)	(2,899,581)
撇銷	Write-offs	-	-	(309,891)	(309,891)
外匯及其他變動	Foreign exchange and other movements	(158,115)	-	(250)	(158,365)
2022年12月31日	At 31 December 2022	108,270,766	549,368	608,783	109,428,917

3. 財務風險管理(續)

3.2 信貸風險(續)

3.2.9 虧損準備(續)

企業

以港幣千元位列示		Corporate			
	HK\$'000	階段1 風險總額 Stage 1 Gross exposure	階段2 風險總額 Stage 2 Gross exposure	階段3 風險總額 Stage 3 Gross exposure	合計 風險總額 Total Gross exposure
2023年1月1日	At 1 January 2023	86,794,020	12,656,210	1,940,354	101,390,584
轉移：	Transfers:				
轉移至階段1	Transfer to Stage 1	825,047	(820,113)	(4,934)	-
轉移至階段2	Transfer to Stage 2	(4,489,852)	4,498,645	(8,793)	-
轉移至階段3	Transfer to Stage 3	(60,863)	(1,445,766)	1,506,629	-
初始確認、終止確認、 進一步貸款及還款	Origination, derecognition, further lending and repayment	4,608,617	(2,277,320)	(327,205)	2,004,092
撤銷	Write-offs	-	-	(971,199)	(971,199)
外匯及其他變動	Foreign exchange and other movements	(46,002)	370	(425)	(46,057)
2023年12月31日	At 31 December 2023	87,630,967	12,612,026	2,134,427	102,377,420
2022年1月1日	At 1 January 2022	93,331,598	13,457,362	856,375	107,645,335
轉移：	Transfers:				
轉移至階段1	Transfer to Stage 1	1,289,871	(1,287,410)	(2,461)	-
轉移至階段2	Transfer to Stage 2	(4,974,097)	4,979,117	(5,020)	-
轉移至階段3	Transfer to Stage 3	(827,604)	(823,332)	1,650,936	-
初始確認、終止確認、 進一步貸款及還款	Origination, derecognition, further lending and repayment	(1,858,687)	(3,640,620)	(287,024)	(5,786,331)
撤銷	Write-offs	-	-	(267,340)	(267,340)
外匯及其他變動	Foreign exchange and other movements	(167,061)	(28,907)	(5,112)	(201,080)
2022年12月31日	At 31 December 2022	86,794,020	12,656,210	1,940,354	101,390,584

財資組合包括現金及在銀行的結餘及以攤餘成本列賬或以公平值計量且其變動計入其他全面收益的債務工具，其中以公平值計量且其變動計入其他全面收益的債務工具總值78,113,000港元由階段2轉移至階段3，預計信貸虧損因階段轉移相應由於2022年12月31日的630,000港元增加至於2023年12月31日的47,530,000港元(2022年：總值77,973,000港元由階段1轉移至階段2，預計信貸虧損因階段轉移相應由72,000港元增加至630,000港元)。其他分類至階段1的財資組合於年內無階段轉移。

3. FINANCIAL RISK MANAGEMENT (CONTINUED)

3.2 Credit risk (Continued)

3.2.9 Loss allowance (Continued)

Corporate

以港幣千元位列示		Corporate			
	HK\$'000	階段1 風險總額 Stage 1 Gross exposure	階段2 風險總額 Stage 2 Gross exposure	階段3 風險總額 Stage 3 Gross exposure	合計 風險總額 Total Gross exposure
2023年1月1日	At 1 January 2023	86,794,020	12,656,210	1,940,354	101,390,584
轉移：	Transfers:				
轉移至階段1	Transfer to Stage 1	825,047	(820,113)	(4,934)	-
轉移至階段2	Transfer to Stage 2	(4,489,852)	4,498,645	(8,793)	-
轉移至階段3	Transfer to Stage 3	(60,863)	(1,445,766)	1,506,629	-
初始確認、終止確認、 進一步貸款及還款	Origination, derecognition, further lending and repayment	4,608,617	(2,277,320)	(327,205)	2,004,092
撤銷	Write-offs	-	-	(971,199)	(971,199)
外匯及其他變動	Foreign exchange and other movements	(46,002)	370	(425)	(46,057)
2023年12月31日	At 31 December 2023	87,630,967	12,612,026	2,134,427	102,377,420
2022年1月1日	At 1 January 2022	93,331,598	13,457,362	856,375	107,645,335
轉移：	Transfers:				
轉移至階段1	Transfer to Stage 1	1,289,871	(1,287,410)	(2,461)	-
轉移至階段2	Transfer to Stage 2	(4,974,097)	4,979,117	(5,020)	-
轉移至階段3	Transfer to Stage 3	(827,604)	(823,332)	1,650,936	-
初始確認、終止確認、 進一步貸款及還款	Origination, derecognition, further lending and repayment	(1,858,687)	(3,640,620)	(287,024)	(5,786,331)
撤銷	Write-offs	-	-	(267,340)	(267,340)
外匯及其他變動	Foreign exchange and other movements	(167,061)	(28,907)	(5,112)	(201,080)
2022年12月31日	At 31 December 2022	86,794,020	12,656,210	1,940,354	101,390,584

Treasury portfolio, which consists of cash and balances with banks and debt instruments at amortised cost or fair value through other comprehensive income. Of which, debt instruments at fair value through other comprehensive income with notional amount of HK\$78,113,000 was transferred from Stage 2 to Stage 3 with an increase in ECL allowance from HK\$630,000 as at 31 December 2022 to HK\$47,530,000 as at 31 December 2023 (2022: transfer notional amount of HK\$77,973,000 from Stage 1 to Stage 2 with an increase in ECL allowance from HK\$72,000 to HK\$630,000) due to stage transition. Others are classified in Stage 1 without stage transition during the year.

3. 財務風險管理(續)

3.2 信貸風險(續)

3.2.10 債務證券

下表列示於2023年及2022年12月31日按評級機構指定之評級分析之債務證券。

3. FINANCIAL RISK MANAGEMENT (CONTINUED)

3.2 Credit risk (Continued)

3.2.10 Debt securities

The table below presents an analysis of debt securities by rating agency designation at 31 December 2023 and 2022.

2023年12月31日 以港幣千元位列示	At 31 December 2023 HK\$'000	以公平值 計量且其變動 計入其他全面 收益的金融資產 Financial assets at fair value 持作交易 用途資產 Trading assets	以公平值 計量且其變動 計入其他全面 收益的金融資產 Financial assets at fair value through other comprehensive income	以攤餘成本 列賬的 金融資產 Financial assets at amortised cost	合計 Total
AAA	AAA	-	927,174	204,328	1,131,502
AA-至AA+	AA- to AA+	1,739,841	14,972,157	8,768,677	25,480,675
A-至A+	A- to A+	-	16,210,084	16,494,505	32,704,589
有評級但低於A-	Rated but lower than A-	-	5,259,389	6,458,233	11,717,622
未有評級	Unrated	-	1,395,483	7,487,563	8,883,046
合計	Total	1,739,841	38,764,287	39,413,306	79,917,434

2022年12月31日 以港幣千元位列示	At 31 December 2022 HK\$'000	以公平值 計量且其變動 計入其他全面 收益的金融資產 Financial assets at fair value 持作交易 用途資產 Trading assets	以公平值 計量且其變動 計入其他全面 收益的金融資產 Financial assets at fair value through other comprehensive income	以攤餘成本 列賬的 金融資產 Financial assets at amortised cost	合計 Total
AAA	AAA	-	3,127,926	-	3,127,926
AA-至AA+	AA- to AA+	562,161	10,208,949	6,440,778	17,211,888
A-至A+	A- to A+	-	15,630,609	15,806,959	31,437,568
有評級但低於A-	Rated but lower than A-	-	8,975,053	7,449,315	16,424,368
未有評級	Unrated	-	-	3,288,444	3,288,444
合計	Total	562,161	37,942,537	32,985,496	71,490,194

3. 財務風險管理(續)

3.2 信貸風險(續)

3.2.11 附帶有信貸風險之金融資產之風險集中程度

(甲) 區域

客戶貸款及墊款之區域分析乃根據已考慮風險轉移後之借款人所在地分類。一般而言，當貸款的擔保方處於與借款人不同之區域時，風險將被轉移。

下表為客戶貸款及墊款總額按區域分析。

以港幣千元位列示

HK\$'000

客戶貸款及墊款總額	Gross loans and advances to customers
– 香港	– Hong Kong
– 中國內地	– Mainland China
– 澳門	– Macau
– 其他	– Others

3. FINANCIAL RISK MANAGEMENT (CONTINUED)

3.2 Credit risk (Continued)

3.2.11 Concentration of risks of financial assets with credit risk exposure

(a) Geographical sectors

Loans and advances to customers by geographical area are classified according to the location of the borrowers after taking into account the transfer of risk. In general, risk transfer applies when an advance is guaranteed by a party located in an area which is different from that of the borrower.

The following table analyses gross loans and advances to customers by geographical area.

2023年 12月31日 At 31 December 2023	2022年 12月31日 At 31 December 2022
119,759,434	115,359,550
7,546,867	6,387,927
14,012,453	13,466,251
1,730,722	1,316,507
143,049,476	136,530,235

3. 財務風險管理(續)

3.2 信貸風險(續)

3.2.11 附帶有信貸風險之金融資產之風險集中程度(續)

(乙) 行業

客戶貸款及墊款總額－按行業及貸款用途分類

以港幣千元位列示

	HK\$'000	2023	2022
在香港使用的貸款	Loans for use in Hong Kong		
工商金融	Industrial, commercial and financial		
－物業發展	－ Property development	6,908,262	5,194,440
－物業投資	－ Property investment	23,767,506	21,406,840
－金融企業	－ Financial concerns	3,607,794	2,564,573
－股票經紀	－ Stockbrokers	1,240,252	842,926
－批發與零售業	－ Wholesale and retail trade	4,791,670	4,825,599
－製造業	－ Manufacturing	1,684,066	1,954,317
－運輸及運輸設備	－ Transport and transport equipment	2,662,549	2,247,726
－康樂活動	－ Recreational activities	62,840	79,708
－資訊科技	－ Information technology	29,760	22,048
－其他	－ Others	6,062,815	6,054,928
		50,817,514	45,193,105
個人	Individuals		
－購買「居者有其屋計劃」、 「私人參建居屋計劃」及 「租者置其屋計劃」樓宇貸款	－ Loans for the purchase of flats in Home Ownership Scheme, Private Sector Participation Scheme and Tenants Purchase Scheme	467,752	484,470
－購買其他住宅物業貸款	－ Loans for the purchase of other residential properties	34,954,353	33,911,826
－信用卡貸款	－ Credit card advances	3,841,087	3,674,222
－其他	－ Others	13,530,504	12,181,304
		52,793,696	50,251,822
在香港使用的貸款	Loans for use in Hong Kong	103,611,210	95,444,927
貿易融資(註(1))	Trade finance (Note (1))	5,624,799	5,752,611
在香港以外使用的貸款(註(2))	Loans for use outside Hong Kong (Note (2))	33,813,467	35,332,697
		143,049,476	136,530,235

3. FINANCIAL RISK MANAGEMENT (CONTINUED)

3.2 Credit risk (Continued)

3.2.11 Concentration of risks of financial assets with credit risk exposure (Continued)

(b) Industry sectors

Gross loans and advances to customers by industry sector classified according to the usage of loans

3. 財務風險管理(續)

3.2 信貸風險(續)

3.2.11 附帶有信貸風險之金融資產之風險集中程度(續)

(乙) 行業(續)

客戶貸款及墊款總額—按行業及貸款用途分類(續)

註：

- (1) 上述列示之貿易融資為參考香港金管局發出之相關指引而分類為香港進口、出口和轉口的融資，以及商品貿易融資等之貸款。
- (2) 「在香港以外使用的貸款」包括授予香港客戶但在香港以外使用之貸款。

3.3 市場風險

市場風險乃指由市場上利率及價格不利變化而引致對資產、負債及資產負債表外持倉之虧損風險。

各類交易之市場風險均由董事會、風險管理及合規委員會及財資及投資風險委員會按董事會授予之權力所核准之各項風險限額及指引內處理。風險限額按組合層面以及各產品及不同風險類別設定。該等限額綜合包含了名義金額、止蝕限額、敏感性及運用市場風險數值(「市場風險數值」)之監控。所有涉及市場風險的交易持倉需要每日按市值入賬。集團風險部之風險管理及監控部(「風險管理及監控部」)乃一個獨立之風險管理及控制部門，負責比較風險和已審批限額，以識別、計量、監控及管理該等風險及提議具體行動去確保持倉被限制在可接受水平內。任何不符合限額情況均須依據有關政策及程序經合適管理層—財資及投資風險委員會，風險管理及合規委員會或董事會審查及批准。

大新銀行之附屬公司澳門商業銀行股份有限公司(「澳門商業銀行」)及大新銀行(中國)有限公司(「大新銀行(中國)」)根據其一套自定限額和政策及在大新銀行設定之市場風險管理框架內執行其本行之財資活動。大新銀行之風險管理及監控部監察源自澳門商業銀行及大新銀行(中國)財資營運之市場風險，確保已實施的風險控制與相關的業務同步並與集團的標準一致。

3. FINANCIAL RISK MANAGEMENT (CONTINUED)

3.2 Credit risk (Continued)

3.2.11 Concentration of risks of financial assets with credit risk exposure (Continued)

(b) Industry sectors (Continued)

Gross loans and advances to customers by industry sector classified according to the usage of loans (Continued)

Note:

- (1) Trade finance shown above represents loans covering finance of imports to Hong Kong, exports and re-exports from Hong Kong and merchandising trade classified with reference to the relevant guidelines issued by the HKMA.
- (2) Loans for use outside Hong Kong include loans extended to customers located in Hong Kong with the finance used outside Hong Kong.

3.3 Market risk

Market risk is the risk of losses in assets, liabilities and off-balance sheet positions arising from adverse movements in market rates and prices.

Market risk exposure for different types of transactions is managed within various risk limits and guidelines approved by the Board, the RMCC and the TIRC under the authority delegated from the Board. Risk limits are set at the portfolio level as well as by products and by different types of risks. The risk limits comprise a combination of notional, stop-loss, sensitivity and value-at-risk (“VaR”) controls. All trading positions are subject to daily mark-to-market valuation. The Risk Management and Control Department (“RMCD”) within the GRD, as an independent risk management and control unit, identifies, measures, monitors and controls the risk exposures against approved limits and initiates specific actions to ensure positions are managed within an acceptable level. Any exceptions have to be reviewed and sanctioned by the appropriate level of management of TIRC, RMCC or the Board as stipulated in the relevant policies and procedures.

Banco Comercial de Macau, S.A. (“BCM”) and Dah Sing Bank (China) Limited (“DSB China”), which are subsidiaries of DSB, run their treasury functions locally under their own set of limits and policies and within the market risk management framework set by DSB. The RMCD of DSB oversees the market risk arising from the treasury operations of BCM and DSB China to ensure that the risk controls put in place are commensurate with their businesses and consistent with the Group standards.

3. 財務風險管理(續)

3.3 市場風險(續)

本集團源自其交易賬及銀行賬之市場風險應用不同之風險管理政策及程序。

3.3.1 源自交易賬之市場風險

本集團之交易賬內，在外匯、債務證券、權益性證券及衍生工具之交易持倉中存在市場風險。

(甲) 市場風險計量方法

作為市場風險管理，本集團使用各種業界普遍採用之方法計量市場風險及控制市場風險於設定之風險額度範圍內。主要用於計量及監控市場風險之計量方法概述如下。

(i) 市場風險數值

本集團應用市場風險數值法，其乃一種以統計為基準就持作交易用途組合因市場不利變化預計潛在損失。其表明本集團於某個置信水平可能損失之最大數額，就一日持倉期之基準作推算，本集團之置信水平為99%。因此存在明確的統計概率，實際損失可能比市場風險數值之估計數為大。因此採納該方法並不能避免當市場狀況發生重大變化時超逾此等額度之損失。

市場風險數值模型假設某個持倉期(就本集團而言為一天)直至結束持倉。市場風險數值亦依據持倉之現時市值、市場風險因素過往在一個曆年週期之相互關係及波幅，使用一種歷史模擬方法計算。

本集團藉著回顧測試交易賬之市場風險數值結果，持續確認市場風險數值模型之有效性。所有回顧測試的偏差予以調查及向高層管理人員匯報。

3. FINANCIAL RISK MANAGEMENT (CONTINUED)

3.3 Market risk (Continued)

The Group applies different risk management policies and procedures in respect of the market risk arising from its trading and banking books.

3.3.1 Market risk arising from the trading book

In the Group's trading book, market risk is associated with trading positions in foreign exchange, debt securities, equity securities and derivatives.

(a) Market risk measurement technique

In the management of market risk, the Group measures market risks using various techniques commonly used by the industry and control market risk exposures within established risk limits. The major measurement techniques used to measure and control market risk are outlined below.

(i) Value-at-risk

The Group applies a VaR methodology, which is a statistically based estimate, to measure the potential loss of its trading portfolio from adverse market movements. It expresses as the maximum amount the Group might lose given a certain level of confidence, which for the Group is 99% for a one day holding period. There is therefore a specified statistical probability that actual loss could be greater than the VaR estimate. Hence, the use of VaR does not prevent losses outside the VaR limits in the event of extreme market movements.

The VaR model assumes a certain "holding period" (one day in the case of the Group) until positions can be closed. It is calculated based on the current mark-to-market value of the positions, the historical correlation and volatilities of the market risk factors over an observation period of one calendar year using a method known as historical simulation approach.

The VaR model is continuously validated by back-testing the VaR results for trading positions. All back-testing exceptions are investigated and back-testing results are reported to senior management.

3. 財務風險管理(續)

3.3 市場風險(續)

3.3.1 源自交易賬之市場風險(續)

(甲) 市場風險計量方法(續)

(i) 市場風險數值(續)

因市場風險數值為本集團之市場風險管理範疇內一重要環節，董事會及其授權之委員會就所有交易持倉設定不同市場風險數值額度及分配至各業務部門，並至少每年審閱。風險管理及監控部每天審視包括市場風險數值之實際風險與額度對比進行監控。本集團就年內全部交易活動之市場風險數值日均值為3,022,000港元(2022年：3,388,000港元)。

(ii) 壓力測試

壓力測試提供極端情況下可能出現之潛在損失之約額。風險管理及監控部進行的壓力測試包括：風險因素壓力測試，方法為在各風險類別中施行不同壓力程度；及個案壓力測試，方法為利用各種可能壓力事項對特定持倉或組合進行測算。此外，亦計量持倉交易用途組合之預計虧缺以評估當超出指定置信水平及處於較長持倉期時出現極度交易虧損的預計規模。此外，也進行逆壓力測試作為一項有效工具以評估本集團於觸及規定之可容忍水平前所能承受的市場壓力最大約額。

壓力測試之結果由董事會及其授權之委員會定期審閱。

3. FINANCIAL RISK MANAGEMENT (CONTINUED)

3.3 Market risk (Continued)

3.3.1 Market risk arising from the trading book (Continued)

(a) Market risk measurement technique (Continued)

(i) Value-at-risk (Continued)

As VaR constitutes an integral part of the Group's market risk control regime, VaR limits are established and reviewed by the Board and its delegated committees at least annually for all trading positions and allocated to business units. Actual exposures, including VaR, are monitored against limits on a daily basis by RMCD. Average daily VaR for the Group for all trading activities during the year was HK\$3,022,000 (2022: HK\$3,388,000).

(ii) Stress tests

Stress tests provide an indication of the potential size of losses that could arise in extreme conditions. The stress tests carried out by RMCD include: risk factor stress testing, where stress movements are applied to each risk category; and scenario stress testing, which includes applying possible stress events to specific positions or portfolios. Besides, the expected shortfall of the trading portfolio is measured to evaluate the expected size of extreme trading loss beyond a specified confidence level and over a longer holding period. In addition, reverse-stress tests are performed as a useful tool to evaluate the maximum size of market stress that the Group can endure before hitting the prescribed tolerable levels.

The results of the stress tests are reviewed by the Board and its delegated committees regularly.

3. 財務風險管理(續)

3.3 市場風險(續)

3.3.1 源自交易賬之市場風險(續)

(乙) 市場風險值概要

以港幣千元位列示 HK\$'000		截至2023年12月31日止12個月 12 months to 31 December 2023			截至2022年12月31日止12個月 12 months to 31 December 2022		
		平均 Average	最高 High	最低 Low	平均 Average	最高 High	最低 Low
外匯風險	Foreign exchange risk	2,504	4,030	291	1,660	3,113	262
利率風險	Interest rate risk	1,393	4,822	469	2,393	5,844	511
全部風險	All risks	3,022	5,997	703	3,388	6,132	653

3.3.2 源自銀行賬之市場風險

本集團之銀行賬中，市場風險主要來自於債務及權益性證券之持倉。

(甲) 市場風險計量方法

在董事會及其授權之委員會設立之風險管理框架及政策中，設定了不同的額度、指引及管理層行動觸發額，藉此控制本集團銀行賬中有關外匯風險、利率風險及定價風險等風險。尤其設有持倉及敏感度額度及定價觸發額以控制證券投資的定價風險。此外，本集團定期進行對資產負債表內及外持倉中之利率變化及證券投資之信貸息差作敏感度分析及壓力測試(包括逆壓力測試)，比對設定之監控措施以估量及管理存在於本集團銀行賬中之市場風險。

銀行賬中之市場風險並無採用市場風險數值法以計量及監控。

3. FINANCIAL RISK MANAGEMENT (CONTINUED)

3.3 Market risk (Continued)

3.3.1 Market risk arising from the trading book (Continued)

(b) VaR summary of trading portfolio

截至2023年12月31日止12個月 12 months to 31 December 2023			截至2022年12月31日止12個月 12 months to 31 December 2022		
平均 Average	最高 High	最低 Low	平均 Average	最高 High	最低 Low
2,504	4,030	291	1,660	3,113	262
1,393	4,822	469	2,393	5,844	511
3,022	5,997	703	3,388	6,132	653

3.3.2 Market risk arising from the banking book

In the Group's banking book, market risk is predominantly associated with positions in debt and equity securities.

(a) Market risk measurement technique

Within the risk management framework and policies established by the Board and its delegated committees, various limits, guidelines and management action triggers are established to control the exposures of the Group's banking book activities to foreign exchange risk, interest rate risk, and price risk. In particular, position and sensitivity limits and price triggers are in place to control the price risk of the investment securities. In addition, sensitivity analysis and stress testing (including reverse-stress testing) covering shocks and shifts in interest rates on the Group's on- and off-balance sheet positions and credit spreads on the Group's investment securities are regularly performed to gauge the market risk inherent in the Group's banking book portfolios and manage it against the established control measures.

VaR methodology is not used to measure and control the market risk of the banking book.

3. 財務風險管理(續)

3.3 市場風險(續)

3.3.2 源自銀行賬之市場風險(續)

(乙) 非持作交易用途組合之敏感度分析

(i) 外匯風險

除美元、澳門幣及人民幣外，本集團承擔的淨外匯風險十分有限，因為由客戶交易引致的外匯持倉及外匯結存，通常會與其他的客戶交易或市場交易配對抵銷。非持作交易用途組合之澳門幣及人民幣匯兌風險主要來自中國內地及澳門之附屬公司之營運。淨風險持倉(包括持作交易用途及非持作交易用途之組合)，無論是個別貨幣或總體而言，每日皆由本集團財資及環球市場部控制在已制定的外匯限額內。

若用長期外幣資金融資港元資產，反之亦然，通常會透過與遠期外匯合約配對抵銷以減低外匯風險。

於2023年12月31日，倘所有其他變數保持不變而港元對人民幣貶值100個基點，本年度之除稅後溢利及權益將增加34,000,000港元(2022年：增加27,000,000港元)，主要受惠於換算人民幣資產時之外匯收益大於換算人民幣負債時之外匯虧損。

相反地，倘所有其他變數保持不變而港元對人民幣升值100個基點，本年度之除稅後溢利及權益將減少34,000,000港元(2022年：減少27,000,000港元)。

3. FINANCIAL RISK MANAGEMENT (CONTINUED)

3.3 Market risk (Continued)

3.3.2 Market risk arising from the banking book (Continued)

(b) Sensitivity analysis of non-trading portfolio

(i) Foreign exchange risk

The Group has limited net foreign exchange exposure (except for USD, Macau Pataca (“MOP”) and Renminbi (“RMB”)) as foreign exchange positions and foreign currency balances arising from customer transactions are normally matched against other customer transactions or transactions with the market. Foreign exchange exposure of the non-trading portfolio in respect of MOP and RMB arise mainly from the operation of subsidiaries in Mainland China and Macau. The net exposure positions including the trading and non-trading portfolios, both by individual currency and in aggregate, are managed by the Treasury and Global Markets Division of the Group on a daily basis within established foreign exchange limits.

Long-term foreign currency funding, to the extent that this is used to fund Hong Kong dollar assets, or vice versa, is normally matched using foreign exchange forward contracts to reduce exposure to foreign exchange risk.

At 31 December 2023, if HK\$ had weakened by 100 basis points against RMB with all other variables held constant, the profit after tax for the year and equity would have been HK\$34 million higher (2022: HK\$27 million higher), mainly as a result that the foreign exchange gain on translation of RMB denominated financial assets outweighed the foreign exchange losses on translation of RMB denominated financial liabilities.

Conversely, if HK\$ had strengthened by 100 basis points against RMB with all other variables held constant, the profit after tax for the year and equity would have been HK\$34 million lower (2022: HK\$27 million lower).

3. 財務風險管理(續)

3.3 市場風險(續)

3.3.2 源自銀行賬之市場風險(續)

(乙) 非持作交易用途組合之敏感度分析(續)

(ii) 利率風險

本集團採納用以計量源自銀行賬持倉的利率風險額之框架與載於香港金管局之《監管政策手冊》(「《監管政策手冊》」)內有關銀行賬內的利率風險(「銀行賬內的利率風險」)之指引一致。就盈利觀點而言，利率風險乃由於市場利率變化而導致金融工具源自未來現金流之淨收入波動之風險。就經濟價值觀點而言，利率風險則為由於市場利率變化而導致金融工具之經濟價值受到不利的影響。本集團就銀行賬承擔以上兩方面之利率風險。就此而論，息差或淨利息收入及資本之經濟價值可能由於此等變化或突如其來之變化而上升或下跌。董事會及資產及負債管理委員會(「資產及負債管理委員會」)就可能承擔之重訂利率錯配水平設定額度及透過情境分析及壓力測試定期監控利率變化之影響。

於2023年12月31日，倘所有其他變數保持不變而港元及美元之市場利率於香港金管局要求的標準平行向上的情景下平行震盪向上200個基點，對未來12個月之盈利及股權之經濟價值之影響將分別為增加201,000,000港元及減少775,000,000港元(2022年：分別為增加335,000,000港元及減少670,000,000港元)。

上述於2022年及2023年應用在外匯風險及利率風險之敏感度分析方法及假設基準皆大致相同。

除了外匯風險及利率風險，本集團之債務證券及權益性證券投資亦面對因其他因素所產生的風險。故此，因應不同的因素包括流動資金風險、市場狀況及其他可能影響個別或組合投資風險敞口之事件，此等投資的價值可以出現重大的變化。

3. FINANCIAL RISK MANAGEMENT (CONTINUED)

3.3 Market risk (Continued)

3.3.2 Market risk arising from the banking book (Continued)

(b) Sensitivity analysis of non-trading portfolio (Continued)

(ii) Interest rate risk

The framework adopted by the Group to measure interest rate risk exposures arising from its banking book positions is consistent with the guidelines set out by the HKMA in its Supervisory Policy Manual (“SPM”) on Interest Rate Risk in the Banking Book (“IRRBB”). From an earnings perspective, interest rate risk is the risk that the net income arising from future cash flows of a financial instrument will fluctuate because of changes in market interest rates. From an economic value perspective, interest rate risk is the risk that the economic value of a financial instrument will undergo adverse impact because of changes in market interest rates. The Group takes on interest rate risk from both perspectives in the banking book. As such, the interest margins or net interest income and the economic value of the capital may increase or decrease as a result of such changes or in the event that unexpected movements arise. The Board and the Asset and Liability Management Committee (“ALCO”) set limits on the level of mismatch of interest rate repricing that may be undertaken and monitor the interest rate impacts through scenario analysis and stress testing regularly.

At 31 December 2023, if HK\$ and US\$ market interest rates had experienced a 200 basis points parallel up shock under the HKMA’s standard parallel up scenario, with other variables held constant, the impact on earnings over the next 12 months and the impact on economic value of equity would have been HK\$201 million higher and HK\$775 million lower respectively (2022: HK\$335 million higher and HK\$670 million lower respectively).

The method and assumptions used in the above sensitivity analysis on foreign exchange risk and interest rate risk are broadly on the same basis for both 2022 and 2023.

In addition to foreign exchange risk and interest rate risk, the Group’s investments in debt securities and equity securities are also exposed to risks arising from other factors. Consequently, the value of such investments could change significantly depending on a variety of factors including liquidity risk, market sentiment and other events that might affect individual or portfolios of exposures.

3. 財務風險管理(續)

3.3 市場風險(續)

3.3.3 外匯風險

下表概列本集團按貨幣劃分及以港幣等值列出之金融資產及負債，以及資產負債表外持倉名義淨額及信貸承擔之金額。

2023年12月31日 以港幣千元位列示	At 31 December 2023 HK\$'000	港元 HKD	美元 USD	澳門幣 MOP	人民幣 RMB	其他 Others	合計 Total
資產	Assets						
現金及在銀行的結餘	Cash and balances with banks	7,825,273	1,925,695	488,870	1,456,791	4,699,141	16,395,770
在銀行1至12個月內到期的存款	Placements with banks maturing between one and twelve months	496,027	271,724	-	2,230,640	153,423	3,151,814
持作交易用途的證券	Trading securities	1,739,841	-	-	-	-	1,739,841
以公平值計量且其變動計入損益的金融資產	Financial assets at fair value through profit or loss	-	-	-	8,216	-	8,216
衍生金融工具	Derivative financial instruments	98,744	3,190,255	-	43,311	233,839	3,566,149
各項貸款及其他賬目	Advances and other accounts	114,604,375	12,751,407	7,789,057	8,794,149	5,174,966	149,113,954
以公平值計量且其變動計入其他全面收益的金融資產	Financial assets at fair value through other comprehensive income	7,888,998	31,448,863	863,918	88,181	235,882	40,525,842
以攤餘成本列賬的金融資產	Financial assets at amortised cost	5,499,662	30,230,626	1,577,744	1,887,122	177,224	39,372,378
金融資產合計	Total financial assets	138,152,920	79,818,570	10,719,589	14,508,410	10,674,475	253,873,964
負債	Liabilities						
銀行存款	Deposits from banks	39,775	1,954,100	-	490,697	472	2,485,044
衍生金融工具	Derivative financial instruments	47,690	1,036,182	-	12,231	183,316	1,279,419
持作交易用途的負債	Trading liabilities	99,853	-	-	-	-	99,853
客戶存款	Deposits from customers	137,684,695	40,385,267	8,818,391	12,005,523	8,339,822	207,233,698
已發行的存款證	Certificates of deposit issued	-	2,428,028	-	-	-	2,428,028
後償債務	Subordinated notes	-	5,916,645	-	-	-	5,916,645
其他賬目及預提	Other accounts and accruals	3,450,439	3,925,255	288,090	302,757	54,113	8,020,654
金融負債合計	Total financial liabilities	141,322,452	55,645,477	9,106,481	12,811,208	8,577,723	227,463,341
資產負債表內持倉淨額	Net on-balance sheet positions	(3,169,532)	24,173,093	1,613,108	1,697,202	2,096,752	26,410,623
資產負債表外持倉名義淨額*	Off-balance sheet net notional positions*	47,035	(22,348,398)	-	(1,436,748)	(1,798,634)	(25,536,745)
信貸承擔	Credit commitments	55,122,860	7,059,396	1,841,877	4,697,483	50,871	68,772,487

* 資產負債表外持倉名義淨額指主要用於減輕本集團外匯變動風險之外幣金融衍生工具的名義淨額。

3. FINANCIAL RISK MANAGEMENT (CONTINUED)

3.3 Market risk (Continued)

3.3.3 Currency risk

The table below summarises the Group's financial assets and liabilities as well as off-balance sheet net notional positions and credit commitments translated into equivalent HK\$ amounts, categorised by currency.

* Off-balance sheet net notional positions represent the net notional amounts of foreign currency derivative financial instruments which are principally used to reduce the Group's exposure to currency movements.

3. 財務風險管理(續)

3.3 市場風險(續)

3.3.3 外匯風險(續)

2022年12月31日 以港幣千元位列示	At 31 December 2022 HK\$'000	港元 HKD	美元 USD	澳門幣 MOP	人民幣 RMB	其他 Others	合計 Total
資產	Assets						
現金及在銀行的結餘	Cash and balances with banks	9,396,640	401,962	521,291	2,294,409	5,186,578	17,800,880
在銀行1至12個月內到期的存款	Placements with banks maturing between one and twelve months	5,839,272	-	-	2,277,134	500,159	8,616,565
持作交易用途的證券	Trading securities	562,161	-	-	-	-	562,161
以公平值計量且其變動計入損益的金融資產	Financial assets at fair value through profit or loss	-	-	-	9,303	-	9,303
衍生金融工具	Derivative financial instruments	153,112	3,568,584	-	2,716	176,824	3,901,236
各項貸款及其他賬目	Advances and other accounts	110,166,410	13,449,728	7,846,780	8,453,351	2,796,348	142,712,617
以公平值計量且其變動計入其他全面收益的金融資產	Financial assets at fair value through other comprehensive income	9,061,417	28,956,363	324,521	131,374	144,176	38,617,851
以攤餘成本列賬的金融資產	Financial assets at amortised cost	4,154,888	25,098,193	1,141,293	2,355,588	176,128	32,926,090
金融資產合計	Total financial assets	139,333,900	71,474,830	9,833,885	15,523,875	8,980,213	245,146,703
負債	Liabilities						
銀行存款	Deposits from banks	422,926	3,689,567	-	-	-	4,112,493
衍生金融工具	Derivative financial instruments	59,048	828,542	-	11,551	98,496	997,637
持作交易用途的負債	Trading liabilities	730,491	-	-	-	-	730,491
客戶存款	Deposits from customers	129,098,151	39,154,306	9,256,780	13,042,834	9,240,130	199,792,201
已發行的存款證	Certificates of deposit issued	-	4,228,983	-	-	-	4,228,983
後償債務	Subordinated notes	-	3,801,495	-	-	-	3,801,495
其他賬目及預提	Other accounts and accruals	3,001,043	4,317,747	189,629	316,402	49,129	7,873,950
金融負債合計	Total financial liabilities	133,311,659	56,020,640	9,446,409	13,370,787	9,387,755	221,537,250
資產負債表內持倉淨額	Net on-balance sheet positions	6,022,241	15,454,190	387,476	2,153,088	(407,542)	23,609,453
資產負債表外持倉名義淨額*	Off-balance sheet net notional positions*	16,463,860	(15,923,280)	-	(1,099,191)	647,607	88,996
信貸承擔	Credit commitments	59,473,558	7,503,748	2,160,921	5,092,322	376,541	74,607,090

3. FINANCIAL RISK MANAGEMENT (CONTINUED)

3.3 Market risk (Continued)

3.3.3 Currency risk (Continued)

3. 財務風險管理(續)

3.3 市場風險(續)

3.3.4 利率風險

下表概列本集團之利率風險。表內包括本集團按賬面金額計算之金融資產及負債，並按重定息率日或到期日(以較早者為準)分類。

3. FINANCIAL RISK MANAGEMENT (CONTINUED)

3.3 Market risk (Continued)

3.3.4 Interest rate risk

The table below summarises the Group's exposure to interest rate risks. Included in the table are the Group's financial assets and liabilities at carrying amounts, categorised by the earlier of contractual repricing or maturity dates.

2023年12月31日 以港幣千元位列示	At 31 December 2023 HK\$'000	3個月 或以下 3 months or less	3個月以上 至1年 Over 3 months to 1 year	1年以上 至5年 Over 1 year to 5 years	5年以上 Over 5 years	不計息 Non-interest Bearing	合計 Total
資產	Assets						
現金及在銀行的結餘	Cash and balances with banks	15,549,282	-	-	-	846,488	16,395,770
在銀行1至12個月內到期的存款	Placements with banks maturing between one and twelve months	1,172,881	1,978,933	-	-	-	3,151,814
持作交易用途的證券	Trading securities	1,725,135	7,293	7,413	-	-	1,739,841
以公平值計量且其變動計入損益的金融資產	Financial assets at fair value through profit or loss	-	-	-	-	8,216	8,216
衍生金融工具	Derivative financial instruments	-	-	-	-	3,566,149	3,566,149
各項貸款及其他賬目	Advances and other accounts	129,093,406	7,390,531	5,604,257	253,581	6,772,179	149,113,954
以公平值計量且其變動計入其他全面收益的金融資產	Financial assets at fair value through other comprehensive income	5,882,922	7,989,493	21,376,780	3,515,092	1,761,555	40,525,842
以攤餘成本列賬的金融資產	Financial assets at amortised cost	4,855,651	7,644,867	19,744,598	7,125,270	1,992	39,372,378
金融資產合計	Total financial assets	158,279,277	25,011,117	46,733,048	10,893,943	12,956,579	253,873,964
負債	Liabilities						
銀行存款	Deposits from banks	2,472,238	6,107	-	-	6,699	2,485,044
衍生金融工具	Derivative financial instruments	-	-	-	-	1,279,419	1,279,419
持作交易用途的負債	Trading liabilities	99,853	-	-	-	-	99,853
客戶存款	Deposits from customers	153,408,394	37,670,653	2,634,371	-	13,520,280	207,233,698
已發行的存款證	Certificates of deposit issued	796,144	1,631,884	-	-	-	2,428,028
後償債務	Subordinated notes	1,754,856	-	4,161,789	-	-	5,916,645
其他賬目及預提	Other accounts and accruals	487,347	101,404	326,627	149,162	6,956,114	8,020,654
金融負債合計	Total financial liabilities	159,018,832	39,410,048	7,122,787	149,162	21,762,512	227,463,341
利息敏感差距合計(未經調整)*	Total interest sensitivity gap (unadjusted)*	(739,555)	(14,398,931)	39,610,261	10,744,781		
利率衍生工具合約之影響	Effect of interest rate derivative contracts	30,131,970	(395,558)	(17,669,399)	(12,067,013)		
利息敏感差距合計(經調整)*	Total interest sensitivity gap (adjusted)*	29,392,415	(14,794,489)	21,940,862	(1,322,232)		

* 未經調整利息敏感差距乃按資產負債表內資產和負債的持倉量釐定。經調整利息敏感差距已計入就減低利率風險而進行的利率衍生工具合約的效果。

* Unadjusted interest sensitivity gap is determined based on positions of on-balance sheet assets and liabilities. Adjusted interest sensitivity gap takes into account the effect of interest rate derivative contracts entered into to mitigate interest rate risk.

3. 財務風險管理(續)

3.3 市場風險(續)

3.3.4 利率風險(續)

3. FINANCIAL RISK MANAGEMENT (CONTINUED)

3.3 Market risk (Continued)

3.3.4 Interest rate risk (Continued)

2022年12月31日	At 31 December 2022	3個月 或以下	3個月 至1年	1年以上 至5年	5年以上	不計息	合計
以港幣千元位列示	HK\$'000	3 months or less	3 months to 1 year	Over 1 year to 5 years	Over 5 years	Non-interest Bearing	Total
資產	Assets						
現金及在銀行的結餘	Cash and balances with banks	16,088,163	-	-	-	1,712,717	17,800,880
在銀行1至12個月內到期的存款	Placements with banks maturing between one and twelve months	5,856,264	2,760,301	-	-	-	8,616,565
持作交易用途的證券	Trading securities	545,165	6,438	10,558	-	-	562,161
以公平值計量且其變動計入損益的金融資產	Financial assets at fair value through profit or loss	-	-	-	-	9,303	9,303
衍生金融工具	Derivative financial instruments	-	-	-	-	3,901,236	3,901,236
各項貸款及其他賬目	Advances and other accounts	122,129,946	4,962,885	8,510,503	2,910,738	4,198,545	142,712,617
以公平值計量且其變動計入其他全面收益的金融資產	Financial assets at fair value through other comprehensive income	6,690,905	6,158,337	20,117,460	4,975,835	675,314	38,617,851
以攤餘成本列賬的金融資產	Financial assets at amortised cost	2,969,264	3,210,135	19,153,704	7,590,998	1,989	32,926,090
金融資產合計	Total financial assets	154,279,707	17,098,096	47,792,225	15,477,571	10,499,104	245,146,703
負債	Liabilities						
銀行存款	Deposits from banks	3,411,424	-	-	-	701,069	4,112,493
衍生金融工具	Derivative financial instruments	-	-	-	-	997,637	997,637
持作交易用途的負債	Trading liabilities	730,491	-	-	-	-	730,491
客戶存款	Deposits from customers	132,723,417	48,958,085	2,406,598	-	15,704,101	199,792,201
已發行的存款證	Certificates of deposit issued	814,917	3,049,142	364,924	-	-	4,228,983
後償債務	Subordinated notes	-	-	3,801,495	-	-	3,801,495
其他賬目及預提	Other accounts and accruals	738,548	101,529	295,877	101,148	6,636,848	7,873,950
金融負債合計	Total financial liabilities	138,418,797	52,108,756	6,868,894	101,148	24,039,655	221,537,250
利息敏感差距合計(未經調整)*	Total interest sensitivity gap (unadjusted)*	15,860,910	(35,010,660)	40,923,331	15,376,423		
利率衍生工具合約之影響	Effect of interest rate derivative contracts	29,990,577	689,839	(16,153,692)	(14,526,724)		
利息敏感差距合計(經調整)*	Total interest sensitivity gap (adjusted)*	45,851,487	(34,320,821)	24,769,639	849,699		

3. 財務風險管理(續)

3.4 流動資金風險

流動資金風險乃指本集團未能在不衍生不可接受之損失的情況下為新增的資產融資或就到期之金融負債履行付款責任。

3.4.1 流動資金風險管理程序

本集團按審慎原則管理資金流動性，旨在符合法定準則及確保有充足之流動性及融資能力，以應付日常的業務營運及能承受嚴重資金壓力。本集團已採納香港金管局指定之流動資產維持比率(「流動資產維持比率」)及核心資金比率(「核心資金比率」)為呈報本集團流動資金狀況之監管準則。本集團於期內保持流動資產維持比率及核心資金比率遠高於法定最低要求的分別為25%及75%。

此外，本集團已根據香港金管局《監管政策手冊》LM-1「流動性風險監管制度」及《監管政策手冊》LM-2「穩健的流動性風險管理制度及管控措施」之規定維護健全的流動性風險管理框架。《監管政策手冊》LM-1旨在提供香港金管局採納用以監管及評估銀行流動性風險之方法，而《監管政策手冊》LM-2乃為實施巴塞爾銀行監管委員會(「巴塞爾委員會」)所確立之健全流動性原則而制定，旨在強化銀行的流動性風險管理標準。

流動資金風險管理乃遵照經董事會批准之政策及框架管理，據此授權本集團的資產及負債管理委員會監控流動性風險管理。本集團的資產及負債管理委員會定期檢討本集團之貸款及存款的組合及變化、融資需求及預測，以及對一系列包括流動資產維持比率、核心資金比率及到期錯配狀況之流動性風險度量作持續監控。此外，資產及負債管理委員會審閱流動性風險指標的重大變化以及任何相應的建議緩解措施。本集團對此等風險度量訂定適當的限額及觸發額，並持有充足的流動資產以確保能保持足夠水平的穩定資金以支持其資產增長。財資及環球市場部負責資金及流動性狀況之日常管理，而集團風險部負責每日及每月計量及監控流動性的風險敞口，亦進行流動性分析及壓力測試。財務監理處則處理有關流動性風險之監管報告，並組織編製貸款與存款以及流動資產維持比率、核心資金比率的定期預測、預算和與流動性及資金管理有關之分析。

3. FINANCIAL RISK MANAGEMENT (CONTINUED)

3.4 Liquidity risk

Liquidity risk is the risk that the Group is unable to fund increases in assets or meet its payment obligations associated with its financial liabilities when they fall due without incurring unacceptable loss.

3.4.1 Liquidity risk management process

The Group manages its liquidity on a prudent basis with the objective to comply with the statutory standards and to ensure that there is an adequate liquidity and funding capacity to meet normal business operations and to withstand severe liquidity stresses. The Group has adopted the Liquidity Maintenance Ratio (“LMR”) and the Core Funding Ratio (“CFR”) as the regulatory standards specified by the HKMA for reporting on the Group’s liquidity position. During the period, the Group had maintained sufficiently high LMR and CFR well above the statutory minimum of 25% and 75% respectively.

Moreover, the Group has maintained a sound liquidity risk management framework in accordance with the HKMA’s requirements set forth in the SPM LM-1 on “Regulatory Framework for Supervision of Liquidity Risk” and the SPM LM-2 on “Sound Systems and Controls for Liquidity Risk Management”. The SPM LM-1 is to provide the approach adopted by the HKMA for supervising and assessing the liquidity risk of banks while the SPM LM-2 is developed to implement the liquidity sound principles formulated by the Basel Committee on Banking Supervision (“Basel Committee”) to strengthen the liquidity risk management standards of banks.

Liquidity risk management is governed by the policy and framework approved by the Board, which delegates to the Group’s ALCO to oversee liquidity risk management. The ALCO regularly reviews the Group’s loan and deposit mix and changes, funding requirements and projections, and monitors a set of liquidity risk metrics, including the LMR, CFR and maturity mismatch on an ongoing basis. In addition, material changes in the liquidity risk metrics together with any corresponding proposed mitigation actions will be reviewed by ALCO. Appropriate limits or triggers on these risk metrics are set and sufficient liquid assets are held to ensure that the Group can maintain a sufficient level of stable funding to support its asset growth. The Treasury and Global Markets Division is responsible for the day-to-day management of funding and liquidity position while the GRD is responsible for the measurement and monitoring of liquidity risk exposures on a daily and monthly basis, and also conducting liquidity analysis and stress testing. The Financial Control Division handles regulatory reporting in relation to liquidity risk, and coordinates the regular forecast of loans and deposits, and LMR, CFR, budget and analysis relating to liquidity and funding management.

3. 財務風險管理(續)

3.4 流動資金風險(續)

3.4.1 流動資金風險管理程序(續)

本集團高度重視建立多樣化及穩定的資金來源。除了客戶存款為本集團的資金之基本部份，本集團亦適時發行存款證及中期票據藉以延長資金的融資年期及優化資產及負債之年期。在有限制的基礎下，亦會吸納短期銀行同業存款以維持在市場上的佔有率為目標。本集團乃銀行同業市場的淨放款人。

監控及呈報按不同時限之現金流計量及推測方式實行，時限按流動性管理之主要區間包括次日、一星期及一個月來區分。此等推測首先分析該等金融資產及負債之合約到期日，並且依據過往觀察預計該等金融資產及負債的預期到期日。預測現金流亦考慮資產負債表外項目，包括未提取借貸承擔及或然負債(例如備用信用證及擔保)之過往行為。本集團持續維持充足流動性緩衝，由具備充足市場深度的優質有價證券組成，即使在不利的市場環境下也能時刻應付其流動資金需求。於流動性緩衝內之合資格證券主要是低風險及結構簡單並可隨時出售或用作抵押的，以便於短時間內獲取資金。持有之債務證券按每日基準以市值入賬以確保其市場流動性。

3. FINANCIAL RISK MANAGEMENT (CONTINUED)

3.4 Liquidity risk (Continued)

3.4.1 Liquidity risk management process (Continued)

The Group places considerable importance to establish a diversified and stable funding. While customer deposits form the primary portion of the Group's funding, certificates of deposit and medium term notes are issued at opportune times in order to lengthen the funding maturity and optimise asset and liability maturities. Short-term interbank deposits are taken on a limited basis with the aim of maintaining the presence in the market and the Group is a net lender to the interbank market.

The monitoring and reporting take the forms of cash flow measurements and projections for different time horizons, including the next day, week and month, which are key periods for liquidity management. The starting point for those projections is an analysis of the contractual maturity of the financial assets and liabilities as well as the expected maturity of these assets and liabilities based on historical observations. The cash flow projections also take into account the historical behaviour of off-balance sheet items, including undrawn lending commitments and contingent liabilities such as standby letters of credit and guarantees. The Group always maintains an adequate liquidity cushion, which is composed of high quality marketable securities with sufficient market depth to meet its liquidity needs at all times, even under adverse market conditions. Eligible securities in the cushion mainly have low risk and simple structure and can be readily sold or used as collateral to obtain funds within a short period of time. Debt securities held are marked to the market on daily basis to ensure their market liquidity.

3. 財務風險管理(續)

3.4 流動資金風險(續)

3.4.1 流動資金風險管理程序(續)

百萬港元

內部分類 Internal categorisation	基本準則 Basic Criteria	2023年 12月31日 As at 31 December 2023	2022年 12月31日 As at 31 December 2022
第1級 Tier 1	根據巴塞爾協定II標準法的政府、多邊發展銀行、相關國際組織及公營單位發行或擔保之風險權重為0%的有價證券 Marketable securities issued or guaranteed by government, multilateral development banks, relevant international organisations and public sector entities with a 0% risk weight under the Basel II Standardised Approach	13,202	11,331
第2A級 Tier 2A	根據巴塞爾協定II標準法的政府、多邊發展銀行、公營單位及非金融企業發行或擔保之風險權重為20%的有價證券 Marketable securities issued or guaranteed by government, multilateral development banks, public sector entities and non-financial corporate entities with a 20% risk weight under the Basel II Standardised Approach	13,594	7,859
第2B級 Tier 2B	至少具有投資等級及可包括於流動資產維持比率中的「可流動資產」的企業或金融機構發行或擔保之其他有價證券 Other marketable securities issued or guaranteed by corporate or financial institutions with at least an investment grade and those securities that may be included in “liquefiable assets” under the liquidity maintenance ratio	46,973	46,384

3. FINANCIAL RISK MANAGEMENT (CONTINUED)

3.4 Liquidity risk (Continued)

3.4.1 Liquidity risk management process (Continued)

In HK\$ million

本集團定期進行壓力測試，包括與機構特定相關的、一般市場危機的及併合兩者的不同方案以評估流動性狀況在受壓之市場情況下的潛在影響。本集團設立一系列預早警示指標，包括質化的及量化的因素及涉及可幫助認明任何於早期出現的風險之內部及市場指標。本集團維持緊急應變計劃，詳列應對資金壓力之策略和於緊急情況下填補現金流不足之程序(例如進行回購協議交易或變賣持作流動性風險管理用途之資產)。每年進行演習測試及至少每年審閱緊急應變計劃以確保其仍然健全及有效。集團公司間之交易按公平原則進行及就正常情況下之現金流預測而言，如同與其他第三方之交易處理。本集團之附屬公司於正常及受壓情況下須管理其流動資金狀況以應付其需要。本集團之衍生工具交易大多為外匯合約及利率合約。本集團之衍生工具交易大多為外匯合約及利率合約。按照本集團與衍生工具交易對手之抵押品安排條款，抵押品之變動與集團之信貸評級無關連。

The Group performs stress testing regularly, which includes an institution-specific crisis scenario, a general market crisis scenario and a combination of these crisis scenarios in order to assess the potential impact on its liquidity position under stressed market conditions. The Group maintains a set of early warning indicators, including qualitative and quantitative factors and involving both internal and market indicators that help identify any emerging risk at an early stage. The Group maintains a contingency plan that sets out its strategies for dealing with liquidity stresses and the procedures for making up cash flow deficits (e.g. conducting repo transactions or liquidation of assets held for liquidity risk management purpose) in emergency situations. An annual drill test is conducted and the contingency plan is reviewed at least annually to ensure it remains sound and effective. Intragroup transactions are conducted on arm's length basis and are treated the same way as other third party transactions for the purpose of cash flow projection under normal scenario. Subsidiaries of the Group are required to manage their liquidity positions to meet their needs under both normal and stressed conditions. Most of the Group's derivative transactions are exchange rate contracts and interest rate contracts. Under the terms of our collateral arrangements with derivative counterparties, collateral movements are not linked with the credit ratings of the Group.

3. 財務風險管理(續)

3.4 流動資金風險(續)

3.4.2 到期日分析

下表分析本集團按報告期末至有關合約到期日或最早可贖回日(如適用)之剩餘期限分類之資產及負債。

3. FINANCIAL RISK MANAGEMENT (CONTINUED)

3.4 Liquidity risk (Continued)

3.4.2 Maturity analysis

The table below analyses the Group's assets and liabilities into relevant maturity groupings based on the remaining period at the end of the reporting period to the contractual maturity date or, where applicable, the earliest callable date.

2023年12月31日 以港幣千元位列示	At 31 December 2023 HK\$'000	即期償還 Repayable on demand	1個月或以下 Up to 1 month	1個月以上 但3個月 或以下 3 months or less but over 1 month	3個月以上 至1年 Over 3 months to 1 year	1年以上 至5年 Over 1 year to 5 years	5年以上 Over 5 years	無註明日期 Indefinite	合計 Total
資產	Assets								
現金及在銀行的結餘	Cash and balances with banks	2,798,656	13,597,114	-	-	-	-	-	16,395,770
在銀行1至12個月內 到期的存款	Placements with banks maturing between one and twelve months	-	-	1,172,880	77,398	1,901,536	-	-	3,151,814
持作交易用途的證券	Trading securities	-	799,564	925,571	7,293	7,413	-	-	1,739,841
以公平值計量且其變動 計入損益的金融資產	Financial assets at fair value through profit or loss	-	-	-	-	-	-	8,216	8,216
衍生金融工具	Derivative financial instruments	-	391,222	168,773	461,233	1,108,949	1,435,972	-	3,566,149
各項貸款及其他賬目	Advances and other accounts	7,906,144	20,568,181	8,765,111	18,835,778	47,061,097	43,855,800	2,121,843	149,113,954
以公平值計量且其變動計入 其他全面收益的金融資產	Financial assets at fair value through other comprehensive income	-	2,462,699	2,424,252	8,100,081	22,262,163	3,515,092	1,761,555	40,525,842
以攤餘成本列賬的金融資產	Financial assets at amortised cost	-	2,447,698	1,279,847	7,995,630	20,521,940	7,125,271	1,992	39,372,378
聯營公司投資	Investment in an associate	-	-	-	-	-	-	2,215,131	2,215,131
共同控制實體投資	Investments in jointly controlled entities	-	-	-	-	-	-	129,946	129,946
商譽	Goodwill	-	-	-	-	-	-	713,451	713,451
無形資產	Intangible assets	-	-	-	-	-	-	69,715	69,715
行產及其他固定資產	Premises and other fixed assets	-	-	-	-	-	-	2,813,187	2,813,187
投資物業	Investment properties	-	-	-	-	-	-	761,604	761,604
即期稅項資產	Current income tax assets	-	-	-	1,273	-	-	-	1,273
遞延稅項資產	Deferred income tax assets	-	-	-	-	165,823	-	-	165,823
資產合計	Total assets	10,704,800	40,266,478	14,736,434	35,478,686	93,028,921	55,932,135	10,596,640	260,744,094
負債	Liabilities								
銀行存款	Deposits from banks	97,690	625,719	1,755,528	6,107	-	-	-	2,485,044
衍生金融工具	Derivative financial instruments	-	484,474	166,770	331,390	246,168	50,617	-	1,279,419
持作交易用途的負債	Trading liabilities	-	99,853	-	-	-	-	-	99,853
客戶存款	Deposits from customers	61,406,351	35,870,147	69,652,215	37,670,614	2,634,371	-	-	207,233,698
已發行的存款證	Certificates of deposit issued	-	406,054	390,090	1,631,884	-	-	-	2,428,028
後償債務	Subordinated notes	-	1,754,856	-	-	4,161,789	-	-	5,916,645
租賃負債	Lease liabilities	-	12,305	23,898	95,859	296,832	52,935	-	481,829
其他賬目及預提， 不包括租賃負債	Other accounts and accruals, excluding lease liabilities	379,281	4,278,240	972,455	1,597,735	64,591	11,371	235,152	7,538,825
即期稅項負債	Current income tax liabilities	-	-	-	287,611	-	-	-	287,611
遞延稅項負債	Deferred income tax liabilities	-	-	-	-	103,699	-	-	103,699
負債合計	Total liabilities	61,883,322	43,531,648	72,960,956	41,621,200	7,507,450	114,923	235,152	227,854,651
淨流動性差距	Net liquidity gap	(51,178,522)	(3,265,170)	(58,224,522)	(6,142,514)	85,521,471	55,817,212	10,361,488	32,889,443

3. 財務風險管理(續)

3.4 流動資金風險(續)

3.4.2 到期日分析(續)

3. FINANCIAL RISK MANAGEMENT (CONTINUED)

3.4 Liquidity risk (Continued)

3.4.2 Maturity analysis (Continued)

		即期償還	1個月或以上 但3個月 或以下	3個月以上 至1年	1年以上 至5年	5年以上	無註明日期	合計
2022年12月31日	At 31 December 2022	Repayable	Up to	3 months or	Over	Over 1 year	Over	無註明日期
以港幣千元位列示	HK\$'000	on demand	1 month	less but over	3 months	to 5 years	5 years	Indefinite
				1 month	to 1 year			Total
資產	Assets							
現金及在銀行的結餘	Cash and balances with banks	3,329,660	14,471,220	-	-	-	-	17,800,880
在銀行1至12個月內 到期的存款	Placements with banks maturing between one and twelve months	-	-	5,856,262	2,760,303	-	-	8,616,565
持作交易用途的證券	Trading securities	-	-	545,165	6,438	10,558	-	562,161
以公平值計量且其變動 計入損益的金融資產	Financial assets at fair value through profit or loss	-	-	-	-	-	-	9,303
衍生金融工具	Derivative financial instruments	-	297,916	169,477	233,959	1,390,438	1,809,446	3,901,236
各項貸款及其他賬目	Advances and other accounts	7,312,478	19,328,139	9,450,982	15,940,086	45,195,717	43,779,598	142,712,617
以公平值計量且其變動計入 其他全面收益的金融資產	Financial assets at fair value through other comprehensive income	-	1,495,726	4,732,868	6,228,075	20,510,033	4,975,835	38,617,851
以攤銷成本列賬的金融資產	Financial assets at amortised cost	-	1,399,416	507,964	3,210,134	20,215,587	7,591,000	32,926,090
聯營公司投資	Investment in an associate	-	-	-	-	-	-	2,159,290
共同控制實體投資	Investments in jointly controlled entities	-	-	-	-	-	-	123,072
商譽	Goodwill	-	-	-	-	-	-	713,451
無形資產	Intangible assets	-	-	-	-	-	-	69,715
行產及其他固定資產	Premises and other fixed assets	-	-	-	-	-	-	2,808,838
投資物業	Investment properties	-	-	-	-	-	-	802,691
遞延稅項資產	Deferred income tax assets	-	-	-	-	262,273	-	262,273
資產合計	Total assets	10,642,138	36,992,417	21,262,718	28,378,995	87,584,606	58,155,879	252,086,033
負債	Liabilities							
銀行存款	Deposits from banks	517,595	2,574,810	1,020,088	-	-	-	4,112,493
衍生金融工具	Derivative financial instruments	-	249,956	184,586	161,327	401,768	-	997,637
持作交易用途的負債	Trading liabilities	-	499,725	230,766	-	-	-	730,491
客戶存款	Deposits from customers	71,867,839	21,539,766	55,020,079	48,958,156	2,406,361	-	199,792,201
已發行的存款證	Certificates of deposit issued	-	-	814,916	3,049,143	364,924	-	4,228,983
後償債務	Subordinated notes	-	-	-	-	3,801,495	-	3,801,495
租賃負債	Lease liabilities	-	11,992	23,833	101,529	295,876	101,148	534,378
其他賬目及預提， 不包括租賃負債	Other accounts and accruals, excluding lease liabilities	339,191	4,269,674	998,427	6,985	712,562	744,205	7,339,572
即期稅項負債	Current income tax liabilities	-	-	-	284,504	-	-	284,504
遞延稅項負債	Deferred income tax liabilities	-	-	-	-	39,131	-	39,131
負債合計	Total liabilities	72,724,625	29,145,923	58,292,695	52,561,644	8,022,117	845,353	221,860,885
淨流動性差距	Net liquidity gap	(62,082,487)	7,846,494	(37,029,977)	(24,182,649)	79,562,489	57,310,526	8,800,752
								30,225,148

3. 財務風險管理(續)

3.4 流動資金風險(續)

3.4.2 到期日分析(續)

於報告期末持作投資用途及包含在資產總額內的存款證之有關結餘，按合約到期日之前之剩餘期限分析列示如下：

以港幣千元位列示		HK\$'000		1個月以上 但3個月 或以下					無註明日期 Indefinite	合計 Total
				3個月以上 至1年	1年以上 至5年	5年以上	即期償還 Repayable on demand	1個月或以下 Up to 1 month		
2023年12月31日	At 31 December 2023									
持有存款證包含於：	Certificates of deposit held included in:									
以公平值計量且其變動計入 其他全面收益的金融資產	Financial assets at fair value through other comprehensive income	-	-	116,051	245,088	-	-	-	-	361,139
以攤餘成本列賬的金融資產	Financial assets at amortised cost	-	527,423	-	3,390,846	-	-	-	-	3,918,269
2022年12月31日	At 31 December 2022									
持有存款證包含於：	Certificates of deposit held included in:									
以公平值計量且其變動計入 其他全面收益的金融資產	Financial assets at fair value through other comprehensive income	-	-	-	-	234,493	-	-	-	234,493
以攤餘成本列賬的金融資產	Financial assets at amortised cost	-	547,529	167,475	2,077,486	327,688	-	-	-	3,120,178

資產與負債期限及利率的相配和受控的錯配對集團管理層十分重要。由於進行的業務交易經常有不確定的期限及不同類別，對銀行而言，完全相配的情況並不普遍。不相配的持倉既可能提高盈利能力，但也會增加虧損風險。

資產與負債的到期日及以合理的成本替代到期之付息負債的能力，是評估集團流動資金及其因利率及匯率變動所承擔風險的重要因素。

因集團一般不預期第三方會根據有關協議全數動用資金，應付擔保和備用信用證項下所需款項的流動資金需求遠少於承擔的金額。由於很多信貸承擔於到期或終止日毋須動用資金，因此用於提供信貸之信貸承擔的未償付合約總金額未必等同日後的現金需求。

3. FINANCIAL RISK MANAGEMENT (CONTINUED)

3.4 Liquidity risk (Continued)

3.4.2 Maturity analysis (Continued)

In respect of certificates of deposit held for investment purpose and included in total assets as at the end of the reporting period, the relevant balance, analysed based on the remaining period to contractual maturity is shown as follows:

The matching and controlled mismatching of the maturities and interest rates of assets and liabilities are fundamental to the management of the Group. It is unusual for banks to be completely matched, as businesses transacted are often of uncertain term and of different types. An unmatched position potentially enhances profitability, but also increases the risk of losses.

The maturities of assets and liabilities and the ability to replace, at an acceptable cost, interest-bearing liabilities as they mature are important factors in assessing the liquidity of the Group and its exposure to changes in interest rates and exchange rates.

Liquidity requirements to support calls under guarantees and standby letters of credit are considerably less than the amount of the commitment because the Group does not generally expect the third parties to fully draw funds under the agreement. The total outstanding contractual amount of commitments to extend credit does not necessarily represent future cash requirements, as many of these commitments will expire or terminate without being funded.

3. 財務風險管理(續)

3.4 流動資金風險(續)

3.4.3 按合約到期日之未貼現現金流

下表列示本集團就非衍生金融負債之應付額、衍生金融負債結算之淨額及衍生金融工具結算之總額，按報告期末之合約到期日剩餘時間將發生之現金流。表內列示之數額為合約未貼現現金流，而本集團依據預計之未貼現流入現金以管理固有的流動資金風險。

本集團通常按淨額基準結算之衍生工具包括：

- 外匯衍生工具：場外交易外匯期權、外匯期貨、交易所交易外匯期權；
- 利率衍生工具：利率掉期、遠期利率合約、場外交易利率期權、利率期貨及其他利率合約；及
- 權益性衍生工具：權益性期權。

本集團通常按總額基準結算之衍生工具包括：

- 外匯衍生工具：遠期外匯、外匯掉期及交換貨幣利率掉期；
- 利率衍生工具：利率掉期；及
- 信貸性衍生工具：信用違約交換合約。

3. FINANCIAL RISK MANAGEMENT (CONTINUED)

3.4 Liquidity risk (Continued)

3.4.3 Undiscounted cash flows by contractual maturities

The table below presents the cash flows payable by the Group under non-derivative financial liabilities, derivative financial liabilities that will be settled on a net basis and derivative financial instruments that will be settled on gross basis by remaining contractual maturities at the end of the reporting period. The amounts disclosed in the table are the contractual undiscounted cash flows, whereas the Group manages the inherent liquidity risk based on expected undiscounted cash inflows.

The Group's derivatives that normally will be settled on a net basis include:

- Foreign exchange derivatives: OTC currency options, currency futures, exchange-traded currency options;
- Interest rate derivatives: interest rate swaps, forward rate agreements, OTC interest rate options, interest rate futures and other interest rate contracts; and
- Equity derivatives: equity options.

The Group's derivatives that will be settled on a gross basis include:

- Foreign exchange derivatives: currency forward, currency swaps and cross currency interest rate swaps;
- Interest rate derivatives: interest rate swaps; and
- Credit derivatives: credit default swaps.

3. 財務風險管理(續)

3.4 流動資金風險(續)

3.4.3 按合約到期日之未貼現現金流(續)

3. FINANCIAL RISK MANAGEMENT (CONTINUED)

3.4 Liquidity risk (Continued)

3.4.3 Undiscounted cash flows by contractual maturities (Continued)

2023年12月31日	At 31 December 2023	1個月或以下	1個月以上但 3個月或以下	3個月以上 至1年	1年以上 至5年	5年以上	合計
以港幣千元位列示	HK\$'000	Up to 1 month	3 months or less but over 1 month	Over 3 months to 1 year	Over 1 year to 5 years	Over 5 years	Total
非衍生工具現金流	Non-derivative cash flow						
負債	Liabilities						
銀行存款	Deposits from banks	729,834	1,755,734	6,107	-	-	2,491,675
客戶存款	Deposits from customers	98,016,971	71,344,966	38,783,585	2,706,755	-	210,852,277
持作交易用途的負債	Trading liabilities	100,000	-	-	-	-	100,000
已發行的存款證	Certificates of deposit issued	426,348	410,104	1,715,955	-	-	2,552,407
後償債務	Subordinated notes	1,800,993	-	214,323	5,012,902	-	7,028,218
租賃負債	Lease liabilities	12,306	23,898	95,859	296,833	52,935	481,831
其他負債	Other liabilities	46,320	1,152	49,058	-	292,685	389,215
負債總額	Total liabilities						
(合約到期日)	(contractual maturity dates)	101,132,772	73,535,854	40,864,887	8,016,490	345,620	223,895,623
衍生工具現金流	Derivative cash flow						
按淨額結算之衍生金融工具	Derivative financial instruments settled on net basis	(4,705)	(14,592)	(33,941)	(65,284)	-	(118,522)
按總額結算之衍生金融工具	Derivative financial instruments settled on a gross basis						
流出總額	Total outflow	85,336,237	22,075,866	72,768,443	5,529,931	613,826	186,324,303
流入總額	Total inflow	(85,388,726)	(22,183,153)	(73,795,310)	(8,432,753)	(1,300,819)	(191,100,761)
		(52,489)	(107,287)	(1,026,867)	(2,902,822)	(686,993)	(4,776,458)

3. 財務風險管理(續)

3.4 流動資金風險(續)

3.4.3 按合約到期日之未貼現現金流(續)

2022年12月31日	At 31 December 2022	1個月以下	1個月以上但 3個月或以下	3個月以上 至1年	1年以上 至5年	5年以上	合計
以港幣千元位列示	HK\$'000	Up to 1 month	3 months or less but over 1 month	Over 3 months to 1 year	Over 1 year to 5 years	Over 5 years	Total
非衍生工具現金流	Non-derivative cash flow						
負債	Liabilities						
銀行存款	Deposits from banks	3,148,402	1,382,987	-	-	-	4,531,389
客戶存款	Deposits from customers	95,895,491	55,619,737	50,045,801	2,472,269	-	204,033,298
持作交易用途的負債	Trading liabilities	500,000	232,000	-	-	-	732,000
已發行的存款證	Certificates of deposit issued	-	831,134	3,186,512	392,760	-	4,410,406
後償債務	Subordinated notes	44,103	-	113,547	4,505,592	-	4,663,242
租賃負債	Lease liabilities	12,568	24,940	105,902	307,274	102,485	553,169
其他負債	Other liabilities	1,921,368	505,260	363,116	-	271,746	3,061,490
負債總額 (合約到期日)	Total liabilities (contractual maturity dates)	101,521,932	58,596,058	53,814,878	7,677,895	374,231	221,984,994
衍生工具現金流	Derivative cash flow						
按淨額結算之衍生金融工具	Derivative financial instruments settled on net basis	(127,172)	(39,229)	(96,951)	(47,124)	(1,520)	(311,996)
按總額結算之衍生金融工具	Derivative financial instruments settled on a gross basis						
流出總額	Total outflow	65,920,646	19,021,182	19,090,989	16,823,690	6,407,382	127,263,889
流入總額	Total inflow	(64,878,213)	(18,802,935)	(21,225,892)	(19,005,166)	(7,135,611)	(131,047,817)
		1,042,433	218,247	(2,134,903)	(2,181,476)	(728,229)	(3,783,928)

3. FINANCIAL RISK MANAGEMENT (CONTINUED)

3.4 Liquidity risk (Continued)

3.4.3 Undiscounted cash flows by contractual maturities (Continued)

2022年12月31日	At 31 December 2022	1個月以下	1個月以上但 3個月或以下	3個月以上 至1年	1年以上 至5年	5年以上	合計
以港幣千元位列示	HK\$'000	Up to 1 month	3 months or less but over 1 month	Over 3 months to 1 year	Over 1 year to 5 years	Over 5 years	Total
非衍生工具現金流	Non-derivative cash flow						
負債	Liabilities						
銀行存款	Deposits from banks	3,148,402	1,382,987	-	-	-	4,531,389
客戶存款	Deposits from customers	95,895,491	55,619,737	50,045,801	2,472,269	-	204,033,298
持作交易用途的負債	Trading liabilities	500,000	232,000	-	-	-	732,000
已發行的存款證	Certificates of deposit issued	-	831,134	3,186,512	392,760	-	4,410,406
後償債務	Subordinated notes	44,103	-	113,547	4,505,592	-	4,663,242
租賃負債	Lease liabilities	12,568	24,940	105,902	307,274	102,485	553,169
其他負債	Other liabilities	1,921,368	505,260	363,116	-	271,746	3,061,490
負債總額 (合約到期日)	Total liabilities (contractual maturity dates)	101,521,932	58,596,058	53,814,878	7,677,895	374,231	221,984,994
衍生工具現金流	Derivative cash flow						
按淨額結算之衍生金融工具	Derivative financial instruments settled on net basis	(127,172)	(39,229)	(96,951)	(47,124)	(1,520)	(311,996)
按總額結算之衍生金融工具	Derivative financial instruments settled on a gross basis						
流出總額	Total outflow	65,920,646	19,021,182	19,090,989	16,823,690	6,407,382	127,263,889
流入總額	Total inflow	(64,878,213)	(18,802,935)	(21,225,892)	(19,005,166)	(7,135,611)	(131,047,817)
		1,042,433	218,247	(2,134,903)	(2,181,476)	(728,229)	(3,783,928)

3. 財務風險管理(續)

3.4 流動資金風險(續)

3.4.4 資產負債表外項目

下表包括以下項目：

- 已承諾授予客戶信貸及其他服務之貸款承擔(經考慮本集團資產負債表外金融工具之合約本金日期)；
- 於申報日有關須按條款如期支付之財務擔保；
- 本集團為承租人之不可取消經營租約承擔於未來須支付之最低租賃付款總額；及
- 購置房產及設備之資本承擔。

3. FINANCIAL RISK MANAGEMENT (CONTINUED)

3.4 Liquidity risk (Continued)

3.4.4 Off-balance sheet items

Included in the table below are the following items:

- Loan commitments by reference to the dates of the contractual amounts of the Group's off-balance sheet financial instruments that commit it to extend credit to customers and other facilities;
- Financial guarantees based on the conditions existing at the reporting date as to what contractual payments are required;
- The future minimum lease payments under non-cancellable operating leases in respect of operating lease commitments where a Group company is the lessee; and
- Capital commitments for the acquisition of buildings and equipment.

2023年12月31日 以港幣千元位列示	At 31 December 2023 HK\$'000	1年以內 No later than 1 year	1年以上 至5年 1-5 years	5年以上 Over 5 years	合計 Total
貸款承擔	Loan commitments	63,598,438	2,657,580	194,226	66,450,244
擔保、承兌及 其他金融服務	Guarantees, acceptances and other financial facilities				
– 擔保及備用信用證	– Guarantees and standby letters of credit	1,906,693	22,228	-	1,928,921
– 跟單及商業信用證	– Documentary and commercial letters of credit	393,322	-	-	393,322
經營租約承擔	Operating lease commitments	2,474	6,355	1,430	10,259
資本承擔	Capital commitments	50,729	-	-	50,729
合計	Total	65,951,656	2,686,163	195,656	68,833,475

3. 財務風險管理(續)

3.4 流動資金風險(續)

3.4.4 資產負債表外項目(續)

2022年12月31日 以港幣千元位列示	At 31 December 2022 HK\$'000	1年以內 No later than 1 year	1年以上 至5年 1-5 years	5年以上 Over 5 years	合計 Total
貸款承擔	Loan commitments	68,441,125	2,301,536	668,036	71,410,697
擔保、承兌及 其他金融服務	Guarantees, acceptances and other financial facilities				
– 擔保及備用信用證	– Guarantees and standby letters of credit	2,613,307	17,352	-	2,630,659
– 跟單及商業信用證	– Documentary and commercial letters of credit	247,910	-	-	247,910
遠期有期存款	Forward forward deposits placed	317,824	-	-	317,824
經營租約承擔	Operating lease commitments	6,299	10,297	-	16,596
資本承擔	Capital commitments	71,857	-	-	71,857
合計	Total	71,698,322	2,329,185	668,036	74,695,543

3.5 金融資產及負債之公平值

(甲) 公平值之釐定

公平值受限於須由董事會負責確保本集團有適當的估值管治及控制程序之控制框架。董事會授權財資及投資風險委員會監管金融工具之估值程序。估值由風險管理及監控部和獨立專業合資格估值師(如適用)獨立地進行，而估值結果乃定期驗證，確保公平值計量過程之完整性。

金融工具之公平值乃在目前市場情況下市場參與者於計量日進行之有序交易中出售資產所收取或轉移負債所支付之價格，不論該價格為直接可觀察或使用估值方法估計。

3. FINANCIAL RISK MANAGEMENT (CONTINUED)

3.4 Liquidity risk (Continued)

3.4.4 Off-balance sheet items (Continued)

3.5 Fair values of financial assets and liabilities

(a) Determination of fair value

Fair values are subject to a control framework that the Board is held responsible for ensuring proper valuation governance and control processes of the Group. It delegates the responsibility for overseeing the valuation process for financial instruments to the TIRC. Valuation is performed independently by RMCD and where appropriate, by independent and professionally qualified valuers and the valuation results are periodically verified to ensure the integrity of the fair value measurement process.

The fair value of financial instruments is the price that would be received to sell an asset or paid to transfer a liability in an orderly transaction between market participants at the measurement date under current market conditions regardless of whether that price is directly observable or estimated using a valuation technique.

3. 財務風險管理(續)

3.5 金融資產及負債之公平值(續)

(甲) 公平值之釐定(續)

凡金融工具之報價隨時且定期由交易所、交易商、經紀人、行業組織、定價服務及監管機構發佈，則被視作為活躍市場報價之金融工具。於活躍市場之報價為公平值提供最可靠之證據，並須於可獲得時使用。倘金融資產或金融負債有買入價及賣出價，本集團將採用買賣差價中在該等情況下最能代表公平值之價格。

倘金融工具之可觀察市場報價未能直接獲得，本集團利用合適及獲廣泛認可之估值方法估計該等金融工具之公平值，包括現值方法及標準期權定價模型。於應用該等金融工具之估值方法時，本集團盡最大限度使用相關可觀察依據(例如：利率、匯率、波動性、信貸息差)，而盡最少限度使用不可觀察依據。例如利率掉期合約之公平值按估計的未來現金流之現值計算。遠期外匯合約之公平值一般根據現行遠期匯率計算，而期權合約之公平值則按合適之定價模型計算，如Black-Scholes模型。

本集團使用外間報價及其本身信貸息差，以釐定其金融負債及已選擇以公平值計量之其他負債之現值。倘本集團之信貸息差擴闊，負債之價值下降，本集團會確認該等負債之收益。倘本集團之信貸息差收窄，負債之價值上升，本集團會確認相對該等負債之虧損。

如有需要，用於計量程序之價格數據及參數會被仔細覆核及調整才應用，其中尤其需要考慮當前的市場發展情況。

3. FINANCIAL RISK MANAGEMENT (CONTINUED)

3.5 Fair values of financial assets and liabilities (Continued)

(a) Determination of fair value (Continued)

A financial instrument is regarded as quoted in an active market if quoted prices are readily and regularly available from an exchange, dealer, broker, industry group, pricing service or regulatory agency. A quoted price in an active market provides the most reliable evidence of fair value and shall be used whenever available. If a financial asset or a financial liability has a bid price and an ask price, the price within the bid-ask spread that is most representative of fair value in the circumstances is used by the Group.

Where observable market quotation of financial instruments is not directly available, the Group estimates the fair value of such financial instruments by using appropriate valuation techniques that are widely recognised including present value techniques and standard option pricing models. In applying valuation techniques for these financial instruments, the Group maximises the use of relevant observable inputs (for examples, interest rates, foreign exchange rates, volatilities, credit spreads) and minimises the use of unobservable inputs. For example, the fair value of interest rate swaps is calculated as the present value of the estimated future cash flows, the fair value of foreign exchange forward contracts is generally based on current forward rates and the fair value of option contracts is derived using appropriate pricing models, such as Black-Scholes model.

The Group uses external price quotes and its own credit spreads in determining the current value of its financial liabilities and other liabilities for which it has elected the fair value option. When the Group's credit spreads widen, the Group recognises a gain on these liabilities because the value of the liabilities has decreased. When the Group's credit spreads narrow, the Group recognises a loss on these liabilities because the value of the liabilities has increased.

Price data and parameters used in the measurement process are reviewed carefully and adjusted, if necessary, to take consideration of the current market developments.

3. 財務風險管理(續)

3.5 金融資產及負債之公平值(續)

(乙) 公平值等級

本集團使用下列反映在釐定公平值中可觀察及不可觀察參數重要性之體系計量公平值：

級別	內容
1	相同資產或負債於活躍市場中之報價(未經調整)。本級別包括於交易所上市之權益性證券及衍生工具。
2	除第1級別所包括之報價外，其他資產或負債能直接(即價格)或間接(即從價格導出)地可觀察之數據，該級別包括大多數場外交易衍生工具合約。該級別之金融工具可通過具活躍市場近似金融工具報價、非活躍市場之同等或類近的金融工具報價，及通過具可觀察重要參數的模型釐定金融產品的公平值。
3	資產或負債數據並非根據可觀察之市場數據(不可觀察之數據)。本級別包括具有大部份不可觀察部件之權益性及債務證券。

3. FINANCIAL RISK MANAGEMENT (CONTINUED)

3.5 Fair values of financial assets and liabilities (Continued)

(b) Fair value hierarchy

The Group measures fair values using the following hierarchy that reflects the significance of the observable and unobservable inputs used in the fair value measurement:

Level	Descriptions
1	Quoted prices (unadjusted) in active markets for identical assets or liabilities. This level includes equity securities and derivatives that are listed on exchanges.
2	Inputs other than quoted prices included within Level 1 that are observable for the asset or liability, either directly (that is, as prices) or indirectly (that is, derived from prices). This level includes the majority of the OTC derivative contracts. These are financial instruments with quoted prices for similar instruments in active markets or quoted prices for identical or similar instruments in inactive markets and financial instruments valued using models where all significant inputs are observable.
3	Inputs for the asset or liability that are not based on observable market data (unobservable inputs). This level includes equity and debt securities with significant unobservable components.

3. 財務風險管理(續)

3.5 金融資產及負債之公平值(續)

(乙) 公平值等級(續)

按公平值計量之資產及負債：

經常性公平值計量

2023年12月31日

以港幣千元位列示

At 31 December 2023

HK\$'000

內容	Descriptions
持作交易用途的證券及以公平值計量且其變動計入損益的金融資產	Trading securities and financial assets at fair value through profit or loss
債務證券	Debt securities
投資基金	Investment funds
衍生金融工具	Derivative financial instruments
持作交易用途	Held for trading
持有用作對沖	Held for hedging
以公平值計量且其變動計入其他全面收益的金融資產	Financial assets at fair value through other comprehensive income
債務證券	Debt securities
權益性證券	Equity securities
按公平值計量之資產合計	Total assets measured at fair value
以公平值計量且其變動計入損益的金融負債—持作交易用途	Financial liabilities at fair value through profit or loss – held for trading
債務證券	Debt securities
衍生金融工具	Derivative financial instruments
持作交易用途	Held for trading
持有用作對沖	Held for hedging
按公平值計量之負債合計	Total liabilities measured at fair value

3. FINANCIAL RISK MANAGEMENT (CONTINUED)

3.5 Fair values of financial assets and liabilities (Continued)

(b) Fair value hierarchy (Continued)

Assets and liabilities measured at fair value:

Recurring fair value measurements

第1級	第2級	第3級	合計
Level 1	Level 2	Level 3	Total
-	1,739,841	-	1,739,841
8,216	-	-	8,216
-	1,062,388	-	1,062,388
-	2,503,761	-	2,503,761
-	38,764,287	-	38,764,287
268	-	1,761,287	1,761,555
8,484	44,070,277	1,761,287	45,840,048
-	99,853	-	99,853
-	1,057,303	-	1,057,303
-	222,116	-	222,116
-	1,379,272	-	1,379,272

3. 財務風險管理(續)

3.5 金融資產及負債之公平值(續)

(乙) 公平值等級(續)

按公平值計量之資產及負債：(續)

經常性公平值計量(續)

界定為第3級別資產之金融資產為非上市權益性證券。這些投資為本集團以往申請加入由有關機構運作之國際金融通訊、跨境支付、信用卡發行等合作協議時以提供有關銀行服務為由購入。

非上市權益性證券以通過市場可比較的公司、股息折現模型及貼現現金流模型，或近期交易的估值方式計量。重要的不可觀察重要參數為可比較的上市公司的平均市帳率、股息增長率，及股息折現模型內的股本成本，及貼現現金流模型內的貼現率和股息收益。倘所有重要的不可觀察重要參數有利地變更5%或不利地變更5%，本集團於截至2023年12月31日的全面收益將分別增加87,000,000港元(2022年：50,000,000港元)，及減少87,000,000港元(2022年：45,000,000港元)。

截至2023年12月31日及2022年12月31日止年度，概無金融資產及負債轉入或轉出公平值等級中的第1、第2及第3級別。賬面值之變動為重估收益/虧損。於年內並無新增或出售。

3. FINANCIAL RISK MANAGEMENT (CONTINUED)

3.5 Fair values of financial assets and liabilities (Continued)

(b) Fair value hierarchy (Continued)

Assets and liabilities measured at fair value: (Continued)

Recurring fair value measurements (Continued)

Financial assets classified as Level 3 assets represent investments in shares issued by unlisted entities. These investments were acquired some years ago when the Group applied to join the platforms or cooperative arrangements operated by the relevant entities in areas such as international financial messaging, cross-border payments, credit cards issuance, etc. which are essential to the provision of banking services by the Group.

The unlisted equity investments are measured using valuation techniques of market comparable companies, dividend discount model, discounted cash flow model, or recent transaction. The significant unobservable inputs are the average price-to-book ratio ("PB ratio") of the comparable listed companies, the dividend growth rate and cost of equity used in the dividend discount model, and the discount rate and dividend yield used in the discounted cash flow model. As at 31 December 2023, if all of the significant unobservable inputs favourably changed and unfavourably changed by 5%, the Group's other comprehensive income would have increased by HK\$87 million (2022: HK\$50 million) and decreased by HK\$87 million (2022: HK\$45 million) respectively.

For the year ended 31 December 2023 and 31 December 2022, there were no transfers of financial assets and liabilities into or out of the Level 1, Level 2 and Level 3 fair value hierarchy. The changes in carrying value represent the revaluation gains/losses during the year. There was no addition or disposal during the year.

3. 財務風險管理(續)

3.5 金融資產及負債之公平值(續)

(乙) 公平值等級(續)

按公平值計量之資產及負債：(續)

經常性公平值計量(續)

2022年12月31日 以港幣千元位列示	At 31 December 2022 HK\$'000	第1級 Level 1	第2級 Level 2	第3級 Level 3	合計 Total
內容	Descriptions				
持作交易用途的證券及 以公平值計量且其變動 計入損益的金融資產	Trading securities and financial assets at fair value through profit or loss				
債務證券	Debt securities	-	562,161	-	562,161
投資基金	Investment funds	9,303	-	-	9,303
衍生金融工具	Derivative financial instruments				
持作交易用途	Held for trading	-	746,544	-	746,544
持有用作對沖	Held for hedging	-	3,154,692	-	3,154,692
以公平值計量且其變動 計入其他全面收益的 金融資產	Financial assets at fair value through other comprehensive income				
債務證券	Debt securities	-	37,942,537	-	37,942,537
權益性證券	Equity securities	337	-	674,977	675,314
按公平值計量之資產合計	Total assets measured at fair value	9,640	42,405,934	674,977	43,090,551
以公平值計量且其變動 計入損益的金融負債— 持作交易用途	Financial liabilities at fair value through profit or loss – held for trading				
債務證券	Debt securities	-	730,491	-	730,491
衍生金融工具	Derivative financial instruments				
持作交易用途	Held for trading	-	640,447	-	640,447
持有用作對沖	Held for hedging	-	357,190	-	357,190
按公平值計量之負債合計	Total liabilities measured at fair value	-	1,728,128	-	1,728,128

3. FINANCIAL RISK MANAGEMENT (CONTINUED)

3.5 Fair values of financial assets and liabilities (Continued)

(b) Fair value hierarchy (Continued)

Assets and liabilities measured at fair value: (Continued)

Recurring fair value measurements (Continued)

3. 財務風險管理(續)

3.5 金融資產及負債之公平值(續)

(丙) 未按公平值計量之金融工具

下列方法和重要假定之應用，以釐定如下呈報的金融工具的公平價值：

(i) 現金及銀行結餘及在銀行的存款

在銀行的浮息存款及隔夜存款之公平值乃其賬面值。固定利息存款之估計公平值乃根據附有同類信貸風險及剩餘到期日之債務以當前貨幣市場利率計算之貼現現金流。

(ii) 客戶貸款及墊款，及貿易票據

貸款及墊款及貿易票據之估計公平值指預計未來將會收回的現金流之貼現數額。預計現金流按現行市場利率貼現以釐定公平值。

(iii) 以攤餘成本列賬的金融資產

證券投資包含包括在攤餘成本類別之附息資產。攤餘成本資產之公平值乃依據市場價格或經紀／交易商報價。倘未有此等資料，公平值之計量乃採用附有相同信貸、到期日及收益等特性的證券市場之報價。

(iv) 銀行存款、客戶存款及已發行的存款證

無註明到期日之存款，包括不付息存款，其公平值為即時付還之數額。未有活躍市場報價之固定利息存款及其他借款，其公平值之計量乃根據採用附有相同剩餘到期日之新債務息率計算之貼現現金流。

(v) 後償債務

就未有市場報價之證券而言，則採用適合到期日剩餘時間之當前收益曲線及／或信貸息差以現值方法來估計公平值。

3. FINANCIAL RISK MANAGEMENT (CONTINUED)

3.5 Fair values of financial assets and liabilities (Continued)

(c) Financial instruments not measured at fair value

The following methods and significant assumptions have been applied in determining the fair values of financial instruments presented below:

(i) Cash and balances and placements with banks

The fair value of floating rate placements and overnight deposits is their carrying amount. The estimated fair value of fixed interest bearing deposits is based on discounted cash flows using prevailing money-market interest rates for debts with similar credit risk and remaining maturity.

(ii) Loans and advances to customers, and trade bills

The estimated fair value of loans and advances and trade bills represents the discounted amount of estimated future cash flows expected to be received. Expected cash flows are discounted at current market rates to determine fair value.

(iii) Financial assets at amortised cost

Investment securities include interest-bearing assets included in the amortised cost category. Fair value of amortised cost assets is based on market prices or broker/dealer price quotations. Where this information is not available, fair value is estimated using quoted market prices for securities with similar credit, maturity and yield characteristics.

(iv) Deposits from banks, deposits from customers and certificates of deposit issued

The estimated fair value of deposits with no stated maturity, which includes non-interest bearing deposits, is the amount repayable on demand. The estimated fair value of fixed interest-bearing deposits and other borrowings not quoted in an active market is based on discounted cash flows using interest rates for new debts with similar remaining maturity.

(v) Subordinated notes

For those notes where quoted market prices are not available, the present value technique is used based on current yield curve and/or credit spread appropriate for the remaining term to maturity to estimate fair value.

3. 財務風險管理(續)

3.5 金融資產及負債之公平值(續)

(丙) 未按公平值計量之金融工具(續)

本集團按成本或攤餘成本列賬的金融工具之賬面值，與其於2023年及2022年12月31日之公平值並無重大差異，除以下外：

2023年12月31日 以港幣千元位列示	At 31 December 2023 HK\$'000	賬面值 Carrying value	第1級 Level 1	第2級 Level 2	第3級 Level 3	公平值 Fair value
金融資產	Financial assets					
現金及銀行結餘及 在銀行的存款	Cash and balances and placements with banks	19,547,584	19,547,584	-	-	19,547,584
以攤餘成本列賬的 金融資產	Financial assets at amortised cost	39,372,378	-	39,306,558	2,000	39,308,558
金融負債	Financial liabilities					
已發行的存款證	Certificates of deposit issued	2,428,028	-	2,430,481	-	2,430,481
後償債務	Subordinated notes	5,916,645	-	5,915,400	-	5,915,400
2022年12月31日 以港幣千元位列示	At 31 December 2022 HK\$'000	賬面值 Carrying value	第1級 Level 1	第2級 Level 2	第3級 Level 3	公平值 Fair value
金融資產	Financial assets					
現金及銀行結餘及 在銀行的存款	Cash and balances and placements with banks	26,417,445	26,417,445	-	-	26,417,445
以攤餘成本列賬的 金融資產	Financial assets at amortised cost	32,926,090	-	32,562,989	2,000	32,564,989
金融負債	Financial liabilities					
已發行的存款證	Certificates of deposit issued	4,228,983	-	4,233,857	-	4,233,857
後償債務	Subordinated notes	3,801,495	-	3,797,662	-	3,797,662

3. FINANCIAL RISK MANAGEMENT (CONTINUED)

3.5 Fair values of financial assets and liabilities (Continued)

(c) Financial instruments not measured at fair value (Continued)

The carrying amounts of the Group's financial instruments carried at cost or amortised cost are not materially different from their fair values as at 31 December 2023 and 2022 except as follows:

3. 財務風險管理(續)

3.6 資本管理

本集團管理資本之目標為：

- 符合本集團機構有營運的市場之銀行業監管機構所設定之資本規定；
- 保障本集團持續發展業務之能力；
- 為股東爭取最高回報和帶給其他利益相關者最佳利益；及
- 維持強大資本基礎以支持業務發展。

本集團管理層定期應用按巴塞爾委員會發出並由香港金管局執行作監管用途指引之方法，監控本集團之香港銀行附屬公司之資本充足度及法定資本之使用，每個季度向香港金管局申報有關規定的資料。

於香港監管框架下，大新銀行須符合三個比率，分別為普通股權一級資本、一級資本及總資本對風險加權資產的比率。此三個比率之國際認可最低要求分別為4.5%，6.0%及8.0%，並已被香港金管局採納。為符合香港金管局載於《監管政策手冊》CA-G-5有關《監管檢討程序》之規定，大新銀行須就監管者規定，內部風險評估及按第二支柱資本規定之壓力測試結果而設立額外緩衝以反映未包含在最低法定資本計算之重大風險。此外，大新銀行須履行金管局所訂立防護緩衝資本及逆周期緩衝資本之規定。同樣地，作為構成巴塞爾協定III所實施其中一部份的槓桿比率，相關資料須每季向香港金管局呈報。為符合國際標準，香港金管局將最低槓桿比率設定為3%。

3. FINANCIAL RISK MANAGEMENT (CONTINUED)

3.6 Capital management

The Group's objectives when managing capital are:

- To comply with the capital requirements set by the banking regulators in the markets where the entities within the Group operate;
- To safeguard the Group's ability to continue its business as a going concern;
- To maximise returns to shareholders and optimise the benefits to other stakeholders; and
- To maintain a strong capital base to support the development of its business.

Capital adequacy of and the use of regulatory capital by the Group's Hong Kong banking subsidiary is monitored regularly by the Group's management, employing techniques based on the guidelines developed by the Basel Committee, as implemented by the HKMA, for supervisory purposes. The required information is filed with the HKMA on a quarterly basis.

Under the regulatory framework in Hong Kong, DSB is required to meet three capital ratios, namely, the Common Equity Tier 1 capital, Tier 1 capital and Total capital respectively against risk-weighted assets. The internationally agreed minimum of these three ratios are set at 4.5%, 6.0% and 8.0% respectively and are adopted by the HKMA. In order to comply with HKMA's requirements as stated in the SPM CA-G-5 on "Supervisory Review Process", DSB is required to set further buffers, to reflect material risks not included in the minimum regulatory capital calculation, arising from regulator's requirements, internal assessment of risks and the results of stress tests under the Pillar II capital requirement. In addition, DSB is required to fulfil the capital conservation buffer and countercyclical capital buffer requirements set by the HKMA. Likewise, the Leverage Ratio forms part of Basel III implementation and the required information is submitted to the HKMA on quarterly basis. In line with the international standards, the minimum Leverage Ratio is set at 3% by the HKMA.

3. 財務風險管理(續)

3.6 資本管理(續)

風險加權數額包括資產負債表內及外之信貸風險、市場風險和操作風險之風險加權數額合計。資產負債表內風險根據債務人或各類風險性質分類及依據香港金管局認可之外部信貸評級機構指定的信貸評級或其他載於《銀行業(資本)規則》之原則且已考慮減輕信貸風險對資本之影響來確定其風險加權值。資產負債表外風險在未被分類及風險加權計算前，已應用各項風險之相關信貸換算系數換算其為信貸等值額，猶如當作其乃資產負債表內風險。

包括在綜合財務狀況表之資本餘額，其主要構成為股本、保留溢利、其他權益性工具及其他儲備。《銀行業(資本)規則》並容許資本包括綜合撥備及監管儲備。

本集團管理層定期按澳門金融管理局(「澳門金管局」)及國家金融監督管理總局(「國家金融監督管理總局」)就監管用途發出的指引之方法，監控集團之澳門附屬銀行澳門商業銀行及中國內地附屬銀行大新銀行(中國)之資本充足度及法定資本之使用。

澳門商業銀行及大新銀行(中國)分別向澳門金管局及國家金融監督管理總局按季度呈報所需資料。澳門金管局規定澳門商業銀行以及國家金融監督管理總局規定大新銀行(中國)各須維持其自有資本或資本基礎對風險加權總額之比率(即資本充足比率)不低於法定要求之最低水平8%。

本集團若干非銀行附屬公司亦須遵循其他監管機構(例如：證券及期貨事務監察委員會)之法定資本規定。

3.7 受託業務

本集團提供託管人、受託人、財富管理及諮詢服務予第三者，當中涉及本集團就不同之金融工具作出分配及交易決定。此等以受信身份持有之資產，並不列入本集團之綜合財務報表。此等服務可引致本集團被追索錯誤管理之風險。

3. FINANCIAL RISK MANAGEMENT (CONTINUED)

3.6 Capital management (Continued)

Risk-weighted amount is the aggregate of the risk-weighted amounts for credit risk, market risk and operational risk, and covers both on-balance sheet and off-balance sheet exposures. On-balance sheet exposures are classified according to the obligor or the nature of each exposure and risk-weighted based on the credit assessment rating assigned by an external credit assessment institution recognised by the HKMA or other rules as set out in the Banking (Capital) Rules, taking into account the capital effects of credit risk mitigation. Off-balance sheet exposures are converted into credit-equivalent amounts by applying relevant credit conversion factors to each exposure, before being classified and risk-weighted as if they were on-balance sheet exposures.

The principal forms of capital included in the balances on the consolidated statement of financial position are share capital, retained profits, other equity instruments and other reserves. Capital also includes collective provisions and regulatory reserve for general banking risks as allowed under the Banking (Capital) Rules.

Capital adequacy of and the use of regulatory capital by the Group's Macau banking subsidiary, BCM, and banking subsidiary in Mainland China, DSB China, are monitored regularly by the Group's management, employing techniques based on the guidelines provided by the Autoridade Monetária de Macau ("AMCM") and the National Financial Regulatory Administration ("NFRA") respectively for supervisory purposes.

The required information is filed by BCM with the AMCM and by DSB China with the NFRA on a quarterly basis. The AMCM requires BCM and the NFRA requires DSB China to maintain a ratio of own funds or capital base to total risk-weighted exposures (i.e. the capital adequacy ratio) not lower than the required statutory minimum of 8%.

Certain non-banking subsidiaries of the Group are also subject to statutory capital requirements from other regulatory authorities, such as the Securities and Futures Commission.

3.7 Fiduciary activities

The Group provides custody, trustee, wealth management and advisory services to third parties, which involve the Group making allocation and purchase and sale decisions in relation to a variety of financial instruments. Those assets that are held in a fiduciary capacity are not included in the consolidated financial statements. These services could give rise to the risk that the Group could be accused of maladministration.

4. 應用會計政策時之重要會計估計及判斷

本集團作出之估計及假設將會影響下一財政年度內列報資產及負債之金額。本集團會根據過往經驗及其他因素，包括在某些情況下，對未來事項作出認為是合理的預期，並持續地評估所作出之估計及判斷。估計及假設之改變可能對本集團於作出改變之期內業績有重大影響。選擇及應用不同之估計及假設和其後之變化，可能影響本集團將來之溢利及淨資產值。本集團依據高層次評估其主要會計估計及假設之改變對本集團呈報之資產及負債之敏感度影響後，深信所採納之估計及假設乃屬合適和合理，及呈列在本集團之綜合財務報表內之財務業績和狀況在所有重要性方面是公平及合理。

(甲) 預期信貸虧損準備的計量

按攤餘成本計量及以公平值計量且其變動計入其他全面收益之金融資產的預期信貸虧損準備的計量乃是需要應用複雜模型及有關未來經濟狀況和信貸行為(例如客戶違約之可能性及引致之損失)的重大假設之範疇。用以解釋計量預期信貸虧損的參數、假設及估計方法在附註3.2.2中進一步詳細說明，其中還列出了預期信貸虧損對這些要素變化的主要敏感度。

應用會計規定以計量預期信貸虧損需要若干重大判斷，例如：

- 釐定信貸風險大幅增加之準則；
- 選擇合適之模式及假設以用作計量預期信貸虧損；
- 就各類產品／市場建立前瞻性情境數目及相對加權值相關的預期信貸虧損；及
- 建立相近類別金融資產的組別作計量預期信貸虧損用途。

有關本集團於上述範疇作出的判斷及估計的詳細資料載於附註3.2.2。

4. CRITICAL ACCOUNTING ESTIMATES, AND JUDGEMENTS IN APPLYING ACCOUNTING POLICIES

The Group makes estimates and assumptions that affect the reported amounts of assets and liabilities within the next financial year. Estimates and judgements are continually evaluated and are based on historical experience and other factors, including expectations of future events that are believed to be reasonable under the circumstances. Changes in estimates and assumptions may have a significant impact on the results of the Group in the periods when changes are made. The application and selection of different estimates and assumptions, and their subsequent changes, could affect the Group's profit and net asset value in the future. The Group, based on its high-level assessment of the sensitivity impacts on the reported assets and liabilities of the Group arising from the changes in critical accounting estimates and assumptions, believes that the estimates and assumptions adopted are appropriate and reasonable, and the financial results and positions presented in the consolidated financial statements are fair and reasonable in all material respects.

(a) Measurement of the ECL allowance

The measurement of the ECL allowance for financial assets measured at amortised cost and FVOCI is an area that requires the use of complex models and significant assumptions about future economic conditions and credit behaviour (e.g. the likelihood of customers defaulting and the resulting losses). Explanation of the inputs, assumptions and estimation techniques used in measuring ECL is further detailed in Note 3.2.2, which also sets out key sensitivities of the ECL to changes in these elements.

A number of significant judgements are also required in applying the accounting requirements for measuring ECL, such as:

- Determining criteria for significant increase in credit risk;
- Choosing appropriate models and assumptions for the measurement of ECL;
- Establishing the number and relative weightings of forward-looking scenarios for each type of product/market and the associated ECL; and
- Establishing groups of similar financial assets for the purposes of measuring ECL.

Detailed information about the judgements and estimates made by the Group in the above areas is set out in Note 3.2.2.

4. 應用會計政策時之重要會計估計及判斷(續)

(乙) 金融工具之公平值

本集團按公平值列賬之債務證券投資大部份是依據公開之市場報價計量。本集團在採納經判斷為最恰當報價作估值價時，根據其參考對一系列可觀察到之報價、近期之交易價、報價來源之可信性和素質、及相同類別證券價格之評估。對於非上市權益性投資，需要管理層之判斷和估計以選擇合適的估值參數、假設及模型方法。

於呈報日之金融工具之公平值的賬面值載於附註19、20及22。

(丙) 商譽及無形資產之減值

於業務合併中，繼初始確認商譽及無形資產後，任何有關用於無形資產未來可產生收益之假設之重大變動，包括被收購之企業之未來收益現金流量，或因市場環境及前景的重大改變而影響貼現率，將對此資產之賬面價值作出調整。倘在某些情況下，無形資產及商譽預期可收回之金額較其賬面價值為低，則須確認該資產的減值。

於呈報日之商譽及無形資產的賬面值載於附註27。

4. CRITICAL ACCOUNTING ESTIMATES, AND JUDGEMENTS IN APPLYING ACCOUNTING POLICIES (CONTINUED)

(b) Fair value of financial instruments

A majority of the Group's investments in debt securities carried at fair value are valued based on observable market quotations. The Group applies judgement in selecting the most appropriate quotation for valuation purposes based on its assessment of the range of observable quotations, recent observable transactions, the reliability and quality of the pricing source, and the value of securities of a similar nature. For unlisted equity investments, management judgement and estimates are required for the selection of appropriate valuation parameters, assumptions and modelling techniques.

The carrying amounts of the financial instruments measured at fair value at reporting date are shown in Note 19, 20 and 22.

(c) Impairment of goodwill and intangible asset

For business combinations, subsequent to initial recognition of goodwill and intangible assets, any major change in the assumptions in relation to future benefits to be generated from the intangible assets, including future cash flow of benefits to be generated from the acquired entities, or discount rates which could be caused by major changes in market conditions and outlook, could result in adjustments to the carrying values of such assets. In the event that the expected recoverable amounts of goodwill and intangible assets are significantly lower than their carrying values, impairment of such assets would have to be recognised.

The carrying amounts of goodwill and intangible asset at reporting date are shown in Note 27.

4. 應用會計政策時之重要會計估計及判斷(續)

(丁) 投資於聯營公司，重慶銀行(「重慶銀行」)之減值評估

本集團根據香港會計準則第36號《資產減值》對於重慶銀行之投資進行減值評估。

該評估就投資之賬面值比較管理層估量之使用價值與扣除出售費用後之公平值比較之高者。使用價值乃管理層根據管理層及可觀察之數據導出之某些假設的貼現現金流量估算。該估量涉及應用管理層之判斷並敏感於貼現率之假設和源自持有該投資及其最終出售之現金流量。

於2023年12月31日，管理層估量之使用價值低於其在重慶銀行之投資的賬面值。因此，於截至2023年12月31日止年度，本集團在重慶銀行之投資之賬面值已減值552,000,000港元(2022年：1,683,000,000港元)。

(戊) 租賃期之釐定

釐定租賃期時，管理層須考慮所有可引起經濟誘因以行使延長選擇權，或不行使終止選擇權之事實及情況。延長選擇權(或終止選擇權後之期間)只有在該租賃可合理地被確定會延長(或不終止)下方包括在租賃期內。

就物業租賃而言，下列因素一般至為相關：

- 倘若終止(或不延長)有重大罰金，本集團一般會合理地確定延長(或不終止)。
- 倘若任何裝修預計會有重大剩餘價值，本集團一般會合理地確定延長(或不終止)。
- 否則，本集團會考慮其他因素包括過往之租賃時間及更換租賃資產所需之開支和對業務之擾亂。

4. CRITICAL ACCOUNTING ESTIMATES, AND JUDGEMENTS IN APPLYING ACCOUNTING POLICIES (CONTINUED)

(d) Impairment assessment of the investment in an associate, Bank of Chongqing (“BOCQ”)

The Group carries out impairment assessments on its investment in BOCQ in accordance with HKAS 36 “Impairment of assets”.

This assessment compares the carrying value of the investment against the higher of management’s estimate of value in use and fair value less costs of disposal. Management’s estimate of the value in use is based on a discounted cash flow projection which contains certain assumptions derived from management and observable market information. This estimate is subject to application of management judgement and is sensitive to assumptions on the discount rate and the cash flows arising from the holding of this investment and from its ultimate disposal.

As at 31 December 2023, management’s estimate of the value in use is lower than the carrying value of its investment in BOCQ. As a result, in the year ended 31 December 2023, the carrying amount of the Group’s investment in BOCQ has been written down by HK\$552 million (2022: HK\$1,683 million).

(e) Determination of the lease term

In determining the lease term, management considers all facts and circumstances that create an economic incentive to exercise an extension option, or not exercise a termination option. Extension options (or periods after termination options) are only included in the lease term if the lease is reasonably certain to be extended (or not terminated).

For leases of properties, the following factors are normally the most relevant:

- If there are significant penalties to terminate (or not extend), the Group is typically reasonably certain to extend (or not terminate).
- If any leasehold improvements are expected to have a significant remaining value, the Group is typically reasonably certain to extend (or not terminate).
- Otherwise, the Group considers other factors including historical lease durations and the costs and business disruption required to replace the leased asset.

4. 應用會計政策時之重要會計估計及判斷(續)

(戊) 租賃期之釐定(續)

由於本集團可以無需重大開支或擾亂業務下更換租賃資產，物業租賃中之延長選擇權大多沒有包括在租賃負債。

倘若選擇權真的被行使(或不行使)或本集團轉為不得行使(或不行使)該選擇權，則會重新評估租賃期。只有發生一宗影響評估的重大事件或環境重大變更，且在承租人可控制之範圍內，方會修訂可合理地確定之評估。本財政年度內，本集團並無行使任何延長或終止選擇權。

於呈報日之使用權資產的賬面值載於附註28。

(己) 關於未攤銷之預付款項及遞延支付款項確認為收入的稅務狀況

本集團於2017年6月19日宣佈簽訂香港人壽保險分銷協議(「香港分銷協議」)時，香港分銷協議之意向為大新銀行及泰禾人壽有限公司之間的獨家及長期的銀保合作關係。該協議已於2022年7月8日終止。自2023年下半年開始與香港永明金融有限公司訂立新銀保安排。管理層經評核香港分銷協議有關之大新銀行已收及應收預付款項及遞延支付款項後，有關款項最終可以在稅務上以資本性質處理。管理層在編製財務報表時已考慮這一點。

4. CRITICAL ACCOUNTING ESTIMATES, AND JUDGEMENTS IN APPLYING ACCOUNTING POLICIES (CONTINUED)

(e) Determination of the lease term (Continued)

Most extension options in property leases have not been included in the lease liability, because the Group could replace the assets without significant cost or business disruption.

The lease term is reassessed if an option is actually exercised (or not exercised) or the Group becomes obliged to exercise (or not exercise) it. The assessment of reasonable certainty is only revised if a significant event or a significant change in circumstances occurs, which affects this assessment, and that is within the control of the lessee. During the current financial year, the Group has not exercised any extension or termination options.

The carrying amounts of right-of-use assets and lease liabilities at reporting date are shown in Note 28.

(f) Tax position relating to the unamortised upfront payment and deferred payments recognised as income

As announced by the Group when the Hong Kong Distribution Agreement (“HKDA”) was entered into on 19 June 2017, the HKDA was intended to be an exclusive, long-term bancassurance cooperation between DSB and Tahoe Life Insurance Company Limited, which was terminated on 8 July 2022. A new bancassurance arrangement entered into with Sun Life Hong Kong Limited which has commenced in the second half of 2023. Management assessed that the upfront fee and deferred payments received and receivable by DSB under the HKDA and the new bancassurance arrangement can be treated substantially as capital in nature for tax purpose. Management has taken this consideration into account in the preparation of the financial statements.

5. 本公司財務狀況表及儲備變動

5. STATEMENT OF FINANCIAL POSITION AND RESERVE MOVEMENT OF THE COMPANY

本公司財務狀況表

Statement of Financial Position of the Company

		12月31日	
		As at 31 December	
以港幣千元位列示	HK\$'000	2023	2022
非流動資產	Non-current assets		
附屬公司投資	Investments in subsidiaries	7,000,118	7,016,170
以公平值計量且其變動計入 其他全面收益的金融資產	Financial assets at fair value through other comprehensive income	856,394	856,394
無形資產	Intangible assets	8,635	8,635
		<u>7,865,147</u>	<u>7,881,199</u>
流動資產	Current assets		
與一間附屬公司之銀行結餘	Bank balances with a subsidiary	59,258	4,250
應收賬及其他賬目	Accounts receivable and other accounts	468	468
應收附屬公司款項	Amounts due from subsidiaries	36,063	19,945
		<u>95,789</u>	<u>24,663</u>
流動負債	Current liabilities		
預提費用及其他賬目	Accrued expenses and other accounts	1,968	1,902
應付附屬公司款項	Amounts due to subsidiaries	442,818	442,830
		<u>444,786</u>	<u>444,732</u>
淨流動負債	Net current liabilities	<u>(348,997)</u>	<u>(420,069)</u>
		<u>7,516,150</u>	<u>7,461,130</u>
權益	EQUITY		
股本	Share capital	6,894,438	6,894,438
其他儲備(包括保留盈利)	註(甲) Other reserves (including retained earnings) Note (a)	621,712	566,692
權益合計	Total equity	<u>7,516,150</u>	<u>7,461,130</u>

董事會於2024年3月28日批准及授權發佈。

Approved and authorised for issue by the Board of Directors on 28 March 2024.

王伯凌
董事

黃漢興
董事總經理

Gary Pak-Ling Wang
Director

Hon-Hing Wong
Managing Director

5. 本公司財務狀況表及儲備變動(續)

註：

(甲) 本公司儲備變動

5. STATEMENT OF FINANCIAL POSITION AND RESERVE MOVEMENT OF THE COMPANY (CONTINUED)

Note:

(a) Reserve movement of the Company

以港幣千元位列示	HK\$'000	保留盈利 Retained Earnings	以股權支付以 股份為基礎 報酬之撥備 Share-based Compensation Reserve	合計 Total
2022年1月1日	At 1 January 2022	594,371	4,694	599,065
年度溢利	Profit for the year	445,343	-	445,343
以股權支付以股份為基礎 報酬之撥備	Provision for equity-settled share-based compensation	-	239	239
2021年末期股息	2021 final dividend	(337,380)	-	(337,380)
2022年中期股息	2022 interim dividend	(140,575)	-	(140,575)
2022年12月31日	At 31 December 2022	561,759	4,933	566,692
2023年1月1日	At 1 January 2023	561,759	4,933	566,692
年度溢利	Profit for the year	617,266	-	617,266
以股權支付以股份為基礎 報酬之撥備	Provision for equity-settled share-based compensation	-	55	55
2022年末期股息	2022 final dividend	(407,668)	-	(407,668)
2023年中期股息	2023 interim dividend	(154,633)	-	(154,633)
2023年12月31日	At 31 December 2023	616,724	4,988	621,712

6. 營業分項報告

本集團根據香港財務報告準則第8號《營運業務分項》編製分項報告。向包括行政總裁及其他執行委員會成員之主要營運決策人呈報而作為資源分配及業績評估用途之資料，乃按個人銀行、企業銀行、財資及環球市場及中國內地及澳門銀行業務分類之基礎來確定。本地銀行業務之營運表現按業務活動分析，而中國內地及澳門銀行業務之營運表現按業務機構分析。

經考慮到本地業務之客戶群、產品及服務，經濟環境和法規後，本集團將營運業務劃分為下列呈報分項：

- 個人銀行業務包括接受個人客戶存款、住宅樓宇按揭、私人貸款、透支、汽車貸款和信用卡服務、保險業務的銷售和投資服務。
- 企業銀行業務包括接受存款、貸款、營運資金融資及貿易融資，其存款來源及融資客戶主要是工商業及機構性客戶。
- 財資及環球市場業務主要包括外匯服務、中央貸存現金管理、利率風險管理、證券投資管理及本集團整體之資金運用管理。
- 中國內地及澳門銀行業務包括由位於中國內地和澳門之附屬公司提供之個人銀行和企業銀行業務及本集團一間在中國內地設立之商業銀行之權益。
- 其他包括未可直接歸類於其他呈報分項之營運業績、集團投資及債務資金(包括後償債務)。

6. OPERATING SEGMENT REPORTING

Segment reporting by the Group is prepared in accordance with HKFRS 8 “Operating Segments”. Information reported to the chief operating decision maker, including the Chief Executive and other EC members, for the purposes of resource allocation and performance assessment, is determined on the basis of personal banking, corporate banking, treasury and global markets and banking businesses in Mainland China and Macau. Operating performances are analysed by business activities for local banking business, and on business entity basis for banking businesses in Mainland China and Macau.

Considering the customer groups, products and services of local businesses, the economic environment and regulations, the Group splits the operating segments of the Group into the following reportable segments:

- Personal banking business includes the acceptance of deposits from individual customers and the extension of residential mortgage lending, personal loans, overdraft, vehicle financing and credit card services, and the provision of insurance sales and investment services.
- Corporate banking business includes the acceptance of deposits from and the advance of loans and working capital finance to commercial, industrial and institutional customers, and the provision of trade financing.
- Treasury and global markets activities are mainly the provision of foreign exchange services and centralised cash management for deposit taking and lending, interest rate risk management, management of investment in securities and the overall funding of the Group.
- Mainland China and Macau banking businesses include personal banking, corporate banking business activities provided by subsidiaries in Mainland China and Macau, and the Group’s interest in a commercial bank in Mainland China.
- Others include results of operations not directly identified under other reportable segments, corporate investments and debt funding (including subordinated notes).

6. 營業分項報告(續)

就編製分項報告而言，對可直接認明為各個別分項之源自客戶、產品及服務收入，將直接呈報於有關分項；而分項之間的資金運用及資金資源所產生的收入和資金成本，按參照市場利率之轉移價格機制分配至各分項。分項間之交易乃依據授予第三者或與第三者交易之同類條款定價。分項間之收入或支出於綜合賬內抵銷。

所有不同分項之直接開支將歸類於有關的分項分類。間接開支及支援部門開支乃依據開支性質，按耗用之時間及工作量和分項營運收入，分配至不同的分項及產品。不能合理地分配至各分項、產品及支援部門之企業活動開支，則作企業開支呈列於「其他」項下。

6. OPERATING SEGMENT REPORTING (CONTINUED)

For the purpose of segment reporting, revenue derived from customers, products and services directly identifiable with individual segments are reported directly under respective segments, while revenue and funding cost arising from inter-segment funding operation and funding resources are allocated to segments by way of transfer pricing mechanism with reference to market interest rates. Transactions within segments are priced based on similar terms offered to or transacted with external parties. Inter-segment income or expenses are eliminated on consolidation.

All direct costs incurred by different segments are grouped under respective segments. Indirect costs and support functions' costs are allocated to various segments and products based on effort and time spent as well as segments' operating income depending on the nature of costs incurred. Costs related to corporate activities that cannot be reasonably allocated to segments, products and support functions are grouped under Others as unallocated corporate expenses.

6. 營業分項報告(續)

截至2023年12月31日止年度

6. OPERATING SEGMENT REPORTING (CONTINUED)

For the year ended 31 December 2023

以港幣千元位列示		HK\$'000		個人銀行	企業銀行	財資及環球 市場業務	中國內地及 澳門銀行	其他	跨項目	總計
		Personal Banking	Corporate Banking	Treasury and Global Markets	China and Macau Banking	Others	Inter- segment	Total		
淨利息收入/(支出)	Net interest income/(expenses)	2,015,027	1,183,911	1,124,749	478,004	13,908	(164)	4,815,435		
非利息收入/(支出)	Non-interest income/(expenses)	748,390	203,211	(26,453)	148,483	37,560	(10,542)	1,100,649		
營運收入/(支出)總額	Total operating income/(expenses)	2,763,417	1,387,122	1,098,296	626,487	51,468	(10,706)	5,916,084		
營運支出	Operating expenses	(1,855,232)	(533,440)	(232,540)	(547,755)	(10,636)	10,706	(3,168,897)		
扣除信貸減值(虧損)/回撥 前之營運溢利	Operating profit before credit impairment (losses)/written back	908,185	853,682	865,756	78,732	40,832	-	2,747,187		
信貸減值(虧損)/回撥	Credit impairment (losses)/written back	(311,830)	(350,600)	27,560	(98,244)	1,803	-	(731,311)		
扣除若干投資及固定資產之 收益及虧損前之營運 溢利/(虧損)	Operating profit/(loss) before gains and losses on certain investments and fixed assets	596,355	503,082	893,316	(19,512)	42,635	-	2,015,876		
出售投資物業、行產及其他 固定資產及其公平值 調整之淨(虧損)/收益	Net (loss)/gain on disposal and fair value adjustment of investment properties, premises and other fixed assets	(874)	-	-	1,794	(39,179)	-	(38,259)		
應佔聯營公司之業績	Share of results of an associate	-	-	-	688,957	-	-	688,957		
聯營公司投資之減值虧損	Impairment loss on the investment in an associate	-	-	-	(552,000)	-	-	(552,000)		
視同出售聯營公司投資 之虧損	Loss on deemed disposal of investment in an associate	-	-	-	(10)	-	-	(10)		
應佔共同控制實體之業績	Share of results of jointly controlled entities	-	-	-	-	27,014	-	27,014		
除稅前溢利	Profit before taxation	595,481	503,082	893,316	119,229	30,470	-	2,141,578		
稅項(支出)/回撥	Taxation (expenses)/credit	(98,487)	(82,320)	(147,363)	(16,346)	63,244	-	(281,272)		
年度溢利	Profit for the year	496,994	420,762	745,953	102,883	93,714	-	1,860,306		
截至2023年12月31日止年度 折舊及攤銷費用	For the year ended 31 December 2023 Depreciation and amortisation	73,020	18,407	10,177	57,666	189,744	-	349,014		
於2023年12月31日 分項資產	At 31 December 2023 Segment assets	59,462,117	65,445,748	93,997,176	38,706,673	7,889,172	(4,756,792)	260,744,094		
分項負債	Segment liabilities	121,866,174	49,354,251	12,902,840	31,848,027	16,640,151	(4,756,792)	227,854,651		

6. 營業分項報告(續)

截至2022年12月31日止年度

6. OPERATING SEGMENT REPORTING (CONTINUED)

For the year ended 31 December 2022

以港幣千元位列示	HK\$'000	中國內地及 財資及環球 市場業務					跨項目	總計
		個人銀行 Personal Banking	企業銀行 Corporate Banking	Treasury and Global Markets	中國內地及 澳門銀行 Mainland China and Macau Banking	其他 Others		
淨利息收入/(支出)	Net interest income/(expenses)	1,890,619	1,183,415	918,047	485,207	(94,263)	35	4,383,060
非利息收入/(支出)	Non-interest income/(expenses)	2,102,346	188,591	33,839	114,999	10,157	(6,722)	2,443,210
營運收入/(支出)總額	Total operating income/(expenses)	3,992,965	1,372,006	951,886	600,206	(84,106)	(6,687)	6,826,270
營運支出	Operating expenses	(1,747,004)	(485,425)	(199,218)	(543,714)	(47,336)	6,687	(3,016,010)
扣除信貸減值(虧損)/回撥 前之營運溢利/(虧損)	Operating profit/(loss) before credit impairment (losses)/written back	2,245,961	886,581	752,668	56,492	(131,442)	-	3,810,260
信貸減值(虧損)/回撥	Credit impairment (losses)/written back	(192,606)	(468,865)	(36,388)	(107,358)	2,117	-	(803,100)
扣除若干投資及固定資產之 收益及虧損前之營運 溢利/(虧損)	Operating profit/(loss) before gains and losses on certain investments and fixed assets	2,053,355	417,716	716,280	(50,866)	(129,325)	-	3,007,160
出售投資物業及其他 固定資產及其公平值 調整之淨虧損	Net loss on disposal and fair value adjustment of investment properties and other fixed assets	(2,337)	(60)	-	(29)	(38,336)	-	(40,762)
出售以攤餘成本列賬的 金融資產之淨收益	Net gain on disposal of financial assets at amortised cost	-	-	24	-	-	-	24
應佔聯營公司之業績	Share of results of an associate	-	-	-	656,691	-	-	656,691
聯營公司投資之減值虧損	Impairment loss on the investment in an associate	-	-	-	(1,683,000)	-	-	(1,683,000)
視同出售聯營公司投資 之虧損	Loss on deemed disposal of investment in an associate	-	-	-	(10)	-	-	(10)
應佔共同控制實體之業績	Share of results of jointly controlled entities	-	-	-	-	29,879	-	29,879
除稅前溢利/(虧損)	Profit/(loss) before taxation	2,051,018	417,656	716,304	(1,077,214)	(137,782)	-	1,969,982
稅項(支出)/回撥	Taxation (expenses)/credit	(338,200)	(68,936)	(118,357)	(14,879)	179,190	-	(361,182)
年度溢利/(虧損)	Profit/(loss) for the year	1,712,818	348,720	597,947	(1,092,093)	41,408	-	1,608,800
截至2022年12月31日止年度	For the year ended 31 December 2022							
折舊及攤銷費用	Depreciation and amortisation	74,355	15,862	8,150	58,725	223,077	-	380,169
於2022年12月31日	At 31 December 2022							
分項資產	Segment assets	56,274,744	63,748,997	93,451,822	35,908,242	7,426,257	(4,724,029)	252,086,033
分項負債	Segment liabilities	117,229,213	48,743,485	14,526,149	29,279,831	16,806,236	(4,724,029)	221,860,885

6. 營業分項報告(續)

區域資料

區域分項資料乃根據本集團向外部客戶提供服務、與其商業交易及建立關係的法定機構之所在地。截至2023年及2022年12月31日止年度，除香港外，並無單一國家或區域分項構成10%或以上之本集團之資產、負債、營運收入或除稅前溢利。

7. 淨利息收入

以港幣千元位列示

利息收入

現金及在銀行的結餘
證券投資
各項貸款及其他賬目

利息支出

銀行存款／客戶存款

已發行的存款證
後償債務
租賃負債(附註28(乙))
其他

利息收入包含

- 持作交易用途的證券及以公平值計量且其變動計入損益的金融資產
- 以公平值計量且其變動計入其他全面收益的金融資產
- 以攤餘成本列賬的金融資產

利息支出包含

- 以公平值計量且其變動計入損益的金融負債
- 以攤餘成本列賬的金融負債

於截至2023年及2022年12月31日止年度，並無確認自減值資產之利息收入。

6. OPERATING SEGMENT REPORTING (CONTINUED)

Geographical information

Geographical segment information is based on the domicile of the legal entities within the Group with business dealing and relationship with, and services to external customers. For the period ended 31 December 2023 and 2022, no single country or geographical segment other than Hong Kong contributed 10% or more of the Group's assets, liabilities, operating income, or profit before taxation.

7. NET INTEREST INCOME

HK\$'000

	2023	2022
Interest income		
Cash and balances with banks	704,047	327,255
Investments in securities	3,846,823	1,882,200
Advances and other accounts	6,934,735	4,755,147
	11,485,605	6,964,602
Interest expense		
Deposits from banks/Deposits from customers	6,068,633	2,266,792
Certificates of deposit issued	184,061	104,812
Subordinated notes	328,257	164,346
Lease liabilities (Note 28(b))	7,669	8,201
Others	81,550	37,391
	6,670,170	2,581,542
Included within interest income		
– Trading securities and financial assets at fair value through profit or loss	13,110	6,258
– Financial assets at fair value through other comprehensive income	2,560,848	1,052,753
– Financial assets at amortised cost	8,911,647	5,905,591
	11,485,605	6,964,602
Included within interest expense		
– Financial liabilities at fair value through profit or loss	5,098	7,086
– Financial liabilities at amortised cost	6,665,072	2,574,456
	6,670,170	2,581,542

For the year ended 31 December 2023 and 2022, there was no interest income recognised on impaired assets.

8. 淨服務費及佣金收入

以港幣千元位列示

服務費及佣金收入

未以公平值計量且其變動計入

損益的金融資產及負債之

服務費及佣金收入

— 信貸有關之服務費及佣金

— 貿易融資

— 信用卡

其他服務費及佣金收入

— 證券經紀佣金

— 保險銷售及其他(註(甲))

— 零售投資及財富管理服務

— 銀行服務費及手續費

— 其他服務費

服務費及佣金支出

未以公平值計量且其變動計入

損益的金融資產及負債之

服務費及佣金支出

— 手續費及佣金

— 已付其他費用

註：

(甲) 於2022年度呈列之金額包含確認於2022年7月8日日本集團宣佈終止香港人壽保險分銷協議時未攤銷的預付款及遞延支付金額合共1,394,149,000港元。

(乙) 本集團向第三方提供託管、受託、企業管理及投資管理服務。接受此等服務的資產是以受信人身份持有並不包含在此等綜合財務報表內。

8. NET FEE AND COMMISSION INCOME

HK\$'000

Fee and commission income

Fee and commission income from

financial assets and liabilities not at

fair value through profit or loss

– Credit related fees and commissions

– Trade finance

– Credit card

Other fee and commission income

– Securities brokerage

– Insurance distribution and others

(Note (a))

– Retail investment and wealth

management services

– Bank services and handling fees

– Other fees

Fee and commission expense

Fee and commission expense from

financial assets and liabilities not at

fair value through profit or loss

– Handling fees and commission

– Other fees paid

Note:

(a) The amount reported for 2022 includes recognition of the unamortised upfront payment and deferred payments totalling HK\$1,394,149,000 upon termination of the HKDA announced by the Group on 8 July 2022.

(b) The Group provides custody, trustee, corporate administration, and investment management services to third parties. The assets subject to these services are held in a fiduciary capacity and are not included in these consolidated financial statements.

2023

2022

158,987

156,941

49,475

57,761

272,664

250,016

100,840

144,653

163,961

1,518,633

131,980

157,757

72,258

70,096

128,802

76,890

1,078,967

2,432,747

202,974

176,750

9,191

6,902

212,165

183,652

9. 淨交易收入

以港幣千元位列示

外匯交易淨收益
持作交易用途的證券之淨收益／(虧損)
持作交易用途的衍生工具之淨收益
用公平值對沖的相關金融工具之
淨收益／(虧損)
以公平值計量且其變動計入損益的
金融工具之淨虧損

9. NET TRADING INCOME

HK\$'000

	2023	2022
Net gain arising from dealing in foreign currencies	125,667	143,034
Net gain/(loss) on trading securities	2,819	(452)
Net gain from derivatives entered into for trading purpose	34,947	8,035
Net gain/(loss) arising from financial instruments subject to fair value hedge	2,222	(3,785)
Net loss on financial instruments at fair value through profit or loss	(812)	(3,980)
	164,843	142,852

10. 其他營運收入

以港幣千元位列示

於年末仍持有之以公平值計量且其變動計入
其他全面收益的權益性工具投資之股息收入
— 上市投資
— 非上市投資
投資物業之租金收入總額
其他租金收入
其他

10. OTHER OPERATING INCOME

HK\$'000

	2023	2022
Dividend income from investments in equity instruments at fair value through other comprehensive income, held at the end of the year		
– Listed investments	609	716
– Unlisted investments	32,137	3,410
Gross rental income from investment properties	14,580	18,310
Other rental income	15,994	16,763
Others	5,684	12,064
	69,004	51,263

11. 營運支出

以港幣千元位列示

11. OPERATING EXPENSES

HK\$'000

		2023	2022
僱員薪酬及福利支出	Employee compensation and benefit expenses		
— 薪酬及其他人事費用	– Salaries and other staff costs	1,996,824	1,939,833
— 政府補助—「保就業」計劃	– Government grant – Employment Support Scheme	–	(3,848)
— 以股份為基礎報酬之撥備提撥(附註44)	– Provision for share-based compensation charged (Note 44)	14,108	239
— 退休金支出—界定供款計劃(註)	– Pension costs – defined contribution plans (Note)	118,599	107,554
行產及其他固定資產支出， 不包括折舊	Premises and other fixed assets expenses, excluding depreciation		
— 行產租金支出(附註28(乙))	– Rental of premises (Note 28(b))	2,338	2,956
— 其他	– Others	223,948	249,018
折舊	Depreciation		
— 行產及其他固定資產(附註28(甲))	– Premises and other fixed assets (Note 28(a))	203,168	232,025
— 有使用權之物業(附註28(乙))	– Right-of-use properties (Note 28(b))	145,846	148,144
廣告及推銷活動支出	Advertising and promotion costs	85,050	89,824
印刷、文具及郵費	Printing, stationery and postage	48,171	41,565
核數師酬金	Auditors' remuneration	16,355	11,359
其他	Others	314,490	197,341
		3,168,897	3,016,010

註：

Note:

關於集團的強積金計劃

In respect of the Group's provident fund schemes

以港幣千元位列示

HK\$'000

		2023	2022
年內用於扣減集團供款的沒收供款	Forfeited contributions utilised to reduce the Group's contribution during the year	18,274	21,816
截至年末可用於扣減日後供款的沒收供款	Forfeited contributions available for reducing future contributions at the year end	3,763	3,800

關於集團的其他定額供款計劃

In respect of the other defined contribution schemes of the Group

以港幣千元位列示

HK\$'000

		2023	2022
年內用於扣減集團供款的沒收供款	Forfeited contributions utilised to reduce the Group's contribution during the year	3,000	1,291
截至年末可用於扣減日後供款的沒收供款	Forfeited contributions available for reducing future contributions at the year end	85	122

12. 董事酬金

遵照香港公司條例第383條及公司(董事福利之資料披露)法規，本公司董事於就任期間之酬金披露如下述：

12. DIRECTORS' EMOLUMENTS

The emoluments of the Directors of the Company in respect of the period of directorship disclosed pursuant to section 383 of the Hong Kong Companies Ordinance and the Companies (Disclosure of Information about Benefits of Directors) Regulation were set out below:

截至2023年12月31日止年度 以港幣千元位列示	Year ended 31 December 2023 HK\$'000	董事袍金 Directors' Fee	薪金、津貼及實物利益 Salary, allowances and benefits in kind	有關年內提供服務之 預提獎勵花紅 Incentive bonuses accrued in respect of services rendered in the year		其他以股份為基礎報酬 的支付 (註1) Other share-based compensation payment (Note 1)	退休福利計劃之僱主供款 Employer's contribution to retirement benefit schemes	合計 (註2) Total (Note 2)
				以現金支付 Cash-settled	以股權支付 Share-settled			
主席	Chairman							
王守業先生	David Shou-Yeh Wong	500	5,946	9,225	4,575	-	-	20,246
執行董事	Executive directors							
黃漢興先生	Hon-Hing Wong (Derek Wong)	-	8,718	2,173	1,077	-	-	11,968
王伯凌先生	Gary Pak-Ling Wang	-	2,458	2,890	1,195	-	197	6,740
麥曉德先生	Nicholas John Mayhew	-	8,294	8,844	3,656	234	497	21,525
獨立非執行董事	Independent non-executive directors							
史習陶先生	Robert Tsai-To Sze	475	-	-	-	-	-	475
陳勝利先生	Seng-Lee Chan	637	-	-	-	-	-	637
譚偉雄先生	David Wai-Hung Tam	529	-	-	-	-	-	529
裴布雷先生	Blair Chilton Pickerell	635	-	-	-	-	-	635
合計	Total	2,776	25,416	23,132	10,503	234	694	62,755

12. 董事酬金(續)

註：

1. 其他以股份為基礎之報酬之支付包括股份獎勵計劃、於年度內就已行使認股權以股權及已註銷認股權以現金支付之以股份作為基礎之支付。以股份獎勵計劃之報酬，其代表授出股份於授出日的收市價。以股權支付之以股份作為基礎支付之報酬，其代表本集團就認股權被行使時確認承擔的支出。而以現金支付之以股份作為基礎支付之報酬，則代表行使價與認股權被註銷日前5個交易日本公司股份之平均收市價。
2. 若彼等同時亦為本公司及其附屬公司之董事，其由該等附屬公司支付之薪酬已包含在上列之綜合薪酬合計內。
3. 本年度內或於年結日，並無就本集團業務簽訂任何重大交易、安排及合約，其中本公司為當中一方及本公司之董事直接或間接在其中得到重大利益(2022年：無)。
4. 於截至2023年12月31日止年度，並無向任何董事就與管理本公司或其附屬公司事務有關之其他服務支付或將支付任何其他酬金(2022年：無)。
5. 本年內，並無支付終止聘約之款項或福利予董事及並無就獲取董事服務而向第三方支付或將支付任何代價(2022年：無)。

12. DIRECTORS' EMOLUMENTS (CONTINUED)

Note:

1. Other share-based compensation payment includes share awards, equity-settled and cash-settled share based payment on the share options exercised or cancelled during the year. For share awards, it represents the cost of the vested shares based on the closing price of the vesting date. For equity-settled share based compensations, it represents the cost borne by the Group recognised on the exercise of the share options while for cash-settled share based compensation, it represents the cash payment, being the difference between the exercise price and the average closing price of the shares of the Company for the 5 trading days immediately preceding the date of cancellation of the share options.
2. For directors who are also directors of the Company's subsidiaries, remuneration paid by these subsidiaries are included in the consolidated total remuneration set out above.
3. No significant transactions, arrangements and contracts in relation to the Group's business to which the Company was a party and in which a director of the Company had a material interest, whether directly or indirectly, subsisted at the end of the year or at any time during the year (2022: Nil).
4. No other emoluments were paid to or receivable by any director in respect of directors' other services in connection with management of the affairs of the Company or its subsidiaries undertakings during the year ended 31 December 2023 (2022: Nil).
5. No termination payments or benefits were made to the directors and no consideration was provided to or receivable by third parties for making available directors' services during the year (2022: Nil).

12. 董事酬金(續)

12. DIRECTORS' EMOLUMENTS (CONTINUED)

截至2022年12月31日止年度 以港幣千元位列示	Year ended 31 December 2022 HK\$'000	董事袍金 Directors' Fee	薪金、 津貼及 實物利益 Salary, allowances and benefits in kind	有關年內提供服務之 預提獎勵花紅 Incentive bonuses accrued in respect of services rendered in the year		其他以股份 為基礎報酬 的支付 (註1) Other share-based compensation payment (Note 1)	退休福利計劃 之僱主供款 Employer's contribution to retirement benefit schemes	合計 (註2) Total (Note 2)
				以現金支付 Cash-settled	以股權支付 Share-settled			
主席	Chairman							
王守業先生	David Shou-Yeh Wong	500	5,946	9,943	3,495	-	-	19,884
執行董事	Executive directors							
黃漢興先生	Hon-Hing Wong (Derek Wong)	-	8,718	2,280	801	-	-	11,799
王伯凌先生	Gary Pak-Ling Wang	-	6,144	7,243	2,157	-	492	16,036
麥曉德先生	Nicholas John Mayhew	-	8,052	8,476	2,525	-	497	19,550
獨立非執行董事	Independent non-executive directors							
史習陶先生	Robert Tsai-To Sze	475	-	-	-	-	-	475
陳勝利先生	Seng-Lee Chan	600	-	-	-	-	-	600
譚偉雄先生	David Wai-Hung Tam	500	-	-	-	-	-	500
裴布雷先生	Blair Chilton Pickerell	600	-	-	-	-	-	600
合計	Total	2,675	28,860	27,942	8,978	-	989	69,444

13. 最高酬金之5位人士

(i) 酬金總計

以港幣千元位列示

薪金、房屋、實物利益及其他津貼
與績效相關的獎金
其他以股份為基礎報酬的支付
退休福利計劃之僱主供款

13. THE EMOLUMENTS OF THE FIVE HIGHEST PAID INDIVIDUALS

(i) The aggregate emoluments

HK\$'000

Salaries, housing, benefits in kind and other allowances
Performance-related bonus
Other share-based compensation payment
Employer's contribution to retirement benefit schemes

2023	2022
38,784	39,296
48,478	49,419
609	-
1,385	1,511
89,256	90,226

(ii) 5位最高收入人士的酬金組別如下：

(ii) The emoluments of the five highest paid individuals are within the following bands:

	人數 Number of individuals	
	2023	2022
港元HK\$		
10,500,001 – 11,000,000	1	-
11,500,001 – 12,000,000	1	1
16,000,001 – 16,500,000	-	1
19,500,001 – 20,000,000	-	2
20,000,001 – 20,500,000	1	-
21,500,001 – 22,000,000	1	-
22,500,001 – 23,000,000	-	1
24,500,001 – 25,000,000	1	-
	5	5

在5位最高酬金收入之人士內，有3位(2022年：4位)為董事。其相關的董事酬金已包括在上述之附註12內。

Included in the emoluments of the five highest paid individuals were the emoluments of 3 (2022: 4) Directors. Their respective Directors' emoluments have been included in Note 12 above.

本年內，本集團並無向任何5位最高收入人士支付酬金，作為加入或加盟本集團之獎賞或離職補償。

No emoluments were paid by the Group to any of the five highest paid individuals as an inducement to join or upon joining the Group or as compensation for loss of office during the year.

上述5位最高收入人士的酬金包括有關其在該年度所提供服務和本集團之業績的預提獎勵花紅。

The emoluments of the five highest paid individuals shown above included incentive bonuses accrued in respect of the services rendered and the Group's performance for the financial year.

14. 信貸減值虧損

以港幣千元位列示

新增準備(已扣除回撥之準備)

收回過往已撇銷之款項

分配如下：

- 客戶貸款及墊款
- 其他金融資產
- 貸款承擔及財務擔保

14. CREDIT IMPAIRMENT LOSSES

HK\$'000

New allowances net of allowance releases

Recoveries of amounts previously written off

Attributable to:

- Loans and advances to customers
- Other financial assets
- Loan commitments and financial guarantees

2023

2022

851,311

868,342

(120,000)

(65,242)

731,311

803,100

798,335

784,312

(36,369)

40,419

(30,655)

(21,631)

731,311

803,100

15. 稅項

香港利得稅乃按照年內估計應課稅溢利以稅率16.5% (2022年：16.5%) 提撥準備。中國內地及澳門稅款乃按年內估計應課稅溢利依本集團經營業務地區之現行稅率計算。

遞延稅項是採用負債法就暫時差異，按預期該等稅項負債需清付時或資產可予扣減時所適用之稅率作全數確認。

15. TAXATION

Hong Kong profits tax has been provided at the rate of 16.5% (2022: 16.5%) on the estimated assessable profit for the year. Taxation on profits in Mainland China and Macau has been calculated on the estimated assessable profit for the year at the rates of taxation prevailing in the countries in which the Group operates.

Deferred taxation is calculated in full on temporary differences under the liability method at the tax rates that are expected to apply in the year when the liability is settled or the asset is realised.

以港幣千元位列示

本年度稅項：

- 香港利得稅
- 中國內地及澳門稅項
- 於過往年度(超額)/不足之撥備

遞延稅項(附註35)：

- 關於暫時差異的產生及撥回
- 確認稅務虧損

HK\$'000

Current income tax:

- Hong Kong profits tax
- Mainland China's and Macau's taxation
- (Over)/under-provision in prior years

Deferred income tax (Note 35):

- Origination and reversal of timing differences
- Recognition of tax losses

2023

2022

231,268

352,450

38,320

37,772

(39,522)

4

51,301

(29,044)

(95)

-

281,272

361,182

15. 稅項(續)

本集團除稅前溢利之稅項有別於綜合各公司加權平均稅率計算之理論數額如下：

以港幣千元位列示	HK\$'000	2023	2022
除稅前溢利	Profit before taxation	2,141,578	1,969,982
按香港利得稅率16.5%計算之稅項	Tax calculated at Hong Kong profits tax rate of 16.5%	353,360	325,047
稅項調整源於：	Tax effects of:		
其他國家之不同稅率	Different taxation rates in other countries	13,094	17,118
無需徵稅之收入	Income not subject to taxation	(39,734)	(132,178)
不能扣減之支出	Expenses not deductible	136,468	271,348
以稅後基礎呈報之聯營公司及共同控制實體之業績	Results of associates and jointly controlled entities reported net of tax	(120,115)	(113,284)
於其他全面收益中確認之項目	Items recorded in other comprehensive income	(22,279)	(6,873)
於過往年度(超額)/不足之撥備	(Over)/under-provision in prior years	(39,522)	4
		281,272	361,182

15. TAXATION (CONTINUED)

The tax on the Group's profit before taxation differs from the theoretical amount that would arise using the weighted average tax rate applicable to profits of the consolidated companies as follows:

16. 股息

以港幣千元位列示	HK\$'000	2023	2022
已派中期股息：每股普通股0.11港元 (2022年：0.10港元)	Interim dividend paid of HK\$0.11 (2022: HK\$0.10) per ordinary share	154,633	140,575
擬派末期股息：每股普通股0.49港元 (2022年：0.29港元)	Proposed final dividend of HK\$0.49 (2022: HK\$0.29) per ordinary share	688,819	407,668
		843,452	548,243

16. DIVIDENDS

17. 每股盈利

17. EARNINGS PER SHARE

		2023 (港元) (HK\$)	2022 (港元) (HK\$)
每股盈利	Earnings per share		
基本	Basic	1.32	1.14
攤薄	Diluted	1.23	1.07

每股基本盈利乃按照盈利 1,860,306,000 港元 (2022年：1,608,800,000港元) 及年內已發行普通股股份之加權平均數 1,405,752,132 股 (2022年：1,405,752,132股) 計算。

The calculation of basic earnings per share is based on earnings of HK\$1,860,306,000 (2022: HK\$1,608,800,000) and the weighted average number of 1,405,752,132 (2022: 1,405,752,132) ordinary shares in issue during the year.

每股攤薄盈利乃按照盈利 1,723,528,000 港元 (2022年：1,507,448,000港元) 並已考慮應佔聯營公司利潤 136,778,000 港元 (2022年：101,352,000港元) 的攤薄效應，及年內已發行普通股股份之加權平均數 1,405,752,132 股 (2022年：1,405,752,132股) 經調整所有攤薄潛在普通股股份計算。年內及於年末之未行使認股權證對普通股股份之加權平均數並無攤薄影響。

The calculation of diluted earnings per share is based on earnings of HK\$1,723,528,000 (2022: HK\$1,507,448,000) after taking into account of the dilutive effect of share of profits in an associate in HK\$136,778,000 (2022: HK\$101,352,000) and the weighted average number of 1,405,752,132 (2022: 1,405,752,132) ordinary shares in issue during the year after adjusting for the effect of all dilutive potential ordinary shares. The share options outstanding during the year and at the year end have no dilutive effect on the weighted average number of ordinary shares.

		2023	2022
股東應佔溢利 (港幣千元位)	Profit attributable to shareholders (HK\$'000)	1,860,306	1,608,800
應佔聯營公司利潤的攤薄效應 (港幣千元位)	Dilutive effect of share of profits in an associate (HK\$'000)	(136,778)	(101,352)
用以釐定每股攤薄盈利之溢利 (港幣千元位)	Profit used to determine diluted earnings per share (HK\$'000)	1,723,528	1,507,448

18. 現金及在銀行的結餘

以港幣千元位列示

現金及在銀行的結餘
通知及短期存款

扣除：減值準備
— 階段1

18. CASH AND BALANCES WITH BANKS

HK\$'000

Cash and balances with banks
Money at call and short notice

Less: impairment allowance
— Stage 1

2023

2022

3,072,114

3,273,316

13,324,813

14,529,515

16,396,927

17,802,831

(1,157)

(1,951)

16,395,770

17,800,880

19. 持作交易用途的證券及以公平值計量 且其變動計入損益的金融資產

以港幣千元位列示

持作交易用途的證券：
債務證券：
— 香港上市
— 非上市

以公平值計量且其變動計入
損益的金融資產：
投資基金：
— 香港上市

合計

包括在債務證券內有：
— 國庫票據(等同現金項目)

— 其他國庫票據
— 政府債券

按發行機構：
— 中央政府和中央銀行

— 企業

19. TRADING SECURITIES AND FINANCIAL ASSETS AT FAIR VALUE THROUGH PROFIT OR LOSS

HK\$'000

Trading securities:
Debt securities:
— Listed in Hong Kong
— Unlisted

Financial assets at fair value through
profit or loss:
Investment funds:
— Listed in Hong Kong

Total

Included within debt securities are:
— Treasury bills which are cash
equivalents
— Other treasury bills
— Government bonds

By issuers:
— Central governments and central
banks
— Corporate entities

2023

2022

14,406

16,866

1,725,435

545,295

1,739,841

562,161

8,216

9,303

8,216

9,303

1,748,057

571,464

1,725,135

89,278

—

455,887

14,706

16,996

1,739,841

562,161

1,739,841

562,161

8,216

9,303

1,748,057

571,464

於2023年及2022年12月31日，上述結餘內並無包括持有存款證。

As at 31 December 2023 and 2022, there were no certificates of deposit held included in the above balances.

20. 衍生金融工具

於2023年12月31日未到期之衍生工具合約名義本金及其公平值如下：

20. DERIVATIVE FINANCIAL INSTRUMENTS

The notional principal amounts of outstanding derivatives contracts and their fair values as of 31 December 2023 were as follows:

以港幣千元位列示	HK\$'000	合約/ 名義金額 Contract/ notional amount	公平值 Fair values	
			資產 Assets	負債 Liabilities
1) 持作交易用途之衍生工具		1) Derivatives held for trading		
甲) 外匯衍生工具		a) Foreign exchange derivatives		
遠期及期貨合約		Forward and futures contracts	183,067,007	(885,411)
購入及沽出外匯期權		Currency options purchased and written	20,696,124	(121,144)
交換貨幣利率掉期		Cross currency interest rate swaps	874,545	(12,907)
乙) 利率衍生工具		b) Interest rate derivatives		
利率掉期		Interest rate swaps	3,689,125	(30,717)
丙) 權益性衍生工具		c) Equity derivatives		
購入及沽出權益性期權		Equity options purchased and written	433,584	(6,797)
丁) 商品衍生工具		d) Commodity derivatives		
商品遠期及掉期		Commodity forward and swaps	56,593	(327)
持作交易用途之衍生工具 資產/(負債)合計		Total derivative assets/(liabilities) held for trading	208,816,978	(1,057,303)
2) 持作對沖用途之衍生工具		2) Derivatives held for hedging		
甲) 指定以公平值對沖之衍生工具		a) Derivatives designated as fair value hedges		
利率掉期		Interest rate swaps	46,874,243	(222,116)
持作對沖用途之衍生工具 資產/(負債)合計		Total derivative assets/(liabilities) held for hedging	46,874,243	(222,116)
已確認之衍生金融工具 資產/(負債)合計		Total recognised derivative financial assets/(liabilities)	255,691,221	(1,279,419)

20. 衍生金融工具(續)

於2022年12月31日未到期之衍生工具合約名義本金及其公平值如下：

20. DERIVATIVE FINANCIAL INSTRUMENTS (CONTINUED)

The notional principal amounts of outstanding derivatives contracts and their fair values as of 31 December 2022 were as follows:

以港幣千元位列示	HK\$'000	合約/ 名義金額 Contract/ notional amount	公平值 Fair values	
			資產 Assets	負債 Liabilities
1) 持作交易用途之衍生工具		1) Derivatives held for trading		
甲) 外匯衍生工具		a) Foreign exchange derivatives		
遠期及期貨合約		Forward and futures contracts	89,702,960	619,726
購入及沽出外匯期權		Currency options purchased and written	15,996,882	54,410
交換貨幣利率掉期		Cross currency interest rate swaps	258,108	8,646
乙) 利率衍生工具		b) Interest rate derivatives		
利率掉期		Interest rate swaps	2,546,183	61,362
丙) 權益性衍生工具		c) Equity derivatives		
購入及沽出權益性期權		Equity options purchased and written	229,616	2,400
持作交易用途之衍生工具 資產/(負債)合計		Total derivative assets/(liabilities) held for trading	108,733,749	746,544
2) 持作對沖用途之衍生工具		2) Derivatives held for hedging		
甲) 指定以公平值對沖之衍生 工具		a) Derivatives designated as fair value hedges		
利率掉期		Interest rate swaps	47,823,185	3,154,692
持作對沖用途之衍生工具 資產/(負債)合計		Total derivative assets/(liabilities) held for hedging	47,823,185	3,154,692
已確認之衍生金融工具 資產/(負債)合計		Total recognised derivative financial assets/(liabilities)	156,556,934	3,901,236

21. 各項貸款及其他賬目

以港幣千元位列示

21. ADVANCES AND OTHER ACCOUNTS

HK\$'000

		2023	2022
客戶貸款及墊款總額	Gross loans and advances to customers	143,049,476	136,530,235
扣除：減值準備	Less: impairment allowances		
— 階段1	— Stage 1	(364,345)	(406,618)
— 階段2	— Stage 2	(263,656)	(342,731)
— 階段3	— Stage 3	(485,255)	(887,053)
		(1,113,256)	(1,636,402)
		141,936,220	134,893,833
貿易票據	Trade bills	2,060,317	3,666,988
扣除：減值準備	Less: impairment allowances		
— 階段1	— Stage 1	(2,981)	(5,569)
— 階段2	— Stage 2	-	(1)
		(2,981)	(5,570)
		2,057,336	3,661,418
其他資產(附註30)	Other assets (Note 30)	5,141,313	4,182,559
扣除：減值準備	Less: impairment allowances		
— 階段1	— Stage 1	(6,979)	(10,169)
— 階段2	— Stage 2	(2,907)	(2,238)
— 階段3	— Stage 3	(11,029)	(12,786)
		(20,915)	(25,193)
		5,120,398	4,157,366
各項貸款及其他賬目	Advances and other accounts	149,113,954	142,712,617

21. 各項貸款及其他賬目(續)

(甲) 包括在客戶貸款及墊款之融資租賃應收賬如下：

客戶貸款及墊款包括根據融資租賃及具有融資租賃特性之租購合約而出租予客戶之設備投資淨額。合約提供承租人於租賃期末時選擇權，以面值購買該出租資產。

以港幣千元位列示

	HK\$'000	2023	2022
投資在融資租賃之應收賬總額：	Gross investment in finance lease receivables:		
1年以內	Not later than 1 year	960,410	901,741
1年以上至2年	Later than 1 year and not later than 2 years	660,989	655,159
2年以上至3年	Later than 2 year and not later than 3 years	466,321	468,447
3年以上至5年	Later than 3 year and not later than 5 years	397,624	529,133
5年以上	Later than 5 years	1,478,151	837,773
		3,963,495	3,392,253
融資租賃之未賺取之融資收入	Unearned future finance income on finance leases	(946,216)	(468,733)
融資租賃投資淨額	Net investment in finance leases	3,017,279	2,923,520
融資租賃投資淨額之分析如下：	The net investment in finance leases is analysed as follows:		
1年以內	Not later than 1 year	810,108	801,909
1年以上至2年	Later than 1 year and not later than 2 years	530,845	587,721
2年以上至3年	Later than 2 year and not later than 3 years	374,505	420,228
3年以上至5年	Later than 3 year and not later than 5 years	319,335	474,667
5年以上	Later than 5 years	982,486	638,995
		3,017,279	2,923,520

於2023年及2022年12月31日，上述的融資租賃投資總額內並沒有無擔保剩餘價值。

於2023年12月31日，本集團之減值準備包括不可收回之融資租賃應收賬作出的準備合計為29,418,000港元(2022年：30,782,000港元)。

21. ADVANCES AND OTHER ACCOUNTS (CONTINUED)

(a) Loans and advances to customers include finance lease receivables as follows:

Loans and advances to customers include net investments in equipment leased to customers under finance leases and hire purchase contracts having the characteristics of finance leases. The contracts have an option for acquiring by the lessee the leased asset at nominal value at the end of the lease period.

There is no unguaranteed residual value included in the gross investment in finance leases above as at 31 December 2023 and 2022.

The allowance for uncollectible finance lease receivables included in the impairment allowances as at 31 December 2023 of the Group amounted to HK\$29,418,000 (2022: HK\$30,782,000).

22. 以公平值計量且其變動計入其他全面收益的金融資產

22. FINANCIAL ASSETS AT FAIR VALUE THROUGH OTHER COMPREHENSIVE INCOME

以港幣千元位列示	HK\$'000	2023	2022
債務證券：	Debt securities:		
– 香港上市	– Listed in Hong Kong	10,976,354	13,609,856
– 香港以外上市	– Listed outside Hong Kong	15,729,976	15,742,345
– 非上市	– Unlisted	12,057,957	8,590,336
		38,764,287	37,942,537
權益性證券：	Equity securities:		
– 香港上市	– Listed in Hong Kong	268	337
– 非上市	– Unlisted	1,761,287	674,977
		1,761,555	675,314
合計	Total	40,525,842	38,617,851
包括在債務證券內有：	Included within debt securities are:		
– 持有的存款證	– Certificates of deposit held	361,139	234,493
– 國庫票據(等同現金項目)	– Treasury bills which are cash equivalents	1,489,951	897,617
– 其他國庫票據	– Other treasury bills	1,878,367	3,867,536
– 政府債券	– Government bonds	1,198,230	635,348
– 其他債務證券	– Other debt securities	33,836,600	32,307,543
		38,764,287	37,942,537
以公平值計量且其變動計入其他全面收益的金融資產按發行機構類別分析如下：	Financial assets at fair value through other comprehensive income are analysed by categories of issuers as follows:		
債務證券：	Debt securities:		
– 中央政府和中央銀行	– Central governments and central banks	8,338,984	9,160,937
– 公營機構	– Public sector entities	1,799,394	802,807
– 銀行及其他金融機構	– Banks and other financial institutions	9,422,100	5,902,047
– 企業	– Corporate entities	19,203,809	22,076,746
		38,764,287	37,942,537
權益性證券：	Equity securities:		
– 企業	– Corporate entities	1,761,555	675,314
		40,525,842	38,617,851

22. 以公平值計量且其變動計入其他全面收益的金融資產(續)

若干以公平值計量且其變動計入其他全面收益的權益性工具投資於2022年內因風險監察考慮因素而被出售。於終止確認日，投資之公平值為7,817,000港元及並無出售累計收益及虧損。於2023年內並沒有出售公平值計量且其變動計入其他全面收益的權益性工具投資。

非上市權益性證券主要代表本集團在提供支付閘道和跨境支付服務的金融機構中的權益性利益。

22. FINANCIAL ASSETS AT FAIR VALUE THROUGH OTHER COMPREHENSIVE INCOME (CONTINUED)

Certain investments in equity instruments measured at fair value through other comprehensive income had been sold during 2022 due to risk monitoring consideration. The fair value of the investments at the date of derecognition was HK\$7,817,000 and no cumulative gain or loss on disposal had been recognised. No equity instruments measured at fair value through other comprehensive income has been derecognised during 2023.

Unlisted equity securities mainly represent the Group's equity interests in financial institutions that provide payment gateway and cross-border payment services.

23. 以攤餘成本列賬的金融資產

以港幣千元位列示

債務證券：
— 香港上市
— 香港以外上市
— 非上市

扣除：減值準備
— 階段1

合計

包括在債務證券內有：

— 持有的存款證
— 國庫票據
— 政府債券
— 其他債務證券

以攤餘成本列賬的金融資產
按發行機構類別分析如下：

— 中央政府及中央銀行
— 公營機構
— 銀行及其他金融機構
— 企業

23. FINANCIAL ASSETS AT AMORTISED COST

HK\$'000

Debt securities:

— Listed in Hong Kong
— Listed outside Hong Kong
— Unlisted

Less: impairment allowance

— Stage 1

Total

Included within debt securities are:

— Certificates of deposit held
— Treasury bills
— Government bonds
— Other debt securities

Financial assets at amortised cost are analysed by categories of issuers as follows:

— Central governments and central banks
— Public sector entities
— Banks and other financial institutions
— Corporate entities

2023

2022

13,549,372 11,895,925
15,977,711 12,981,228
9,886,223 8,108,343

39,413,306 32,985,496

(40,928) (59,406)

39,372,378 32,926,090

3,918,269 3,120,178
1,577,781 1,121,950
222,317 214,612
33,694,939 28,528,756

39,413,306 32,985,496

1,800,098 1,336,562

2,031,319 1,410,432

13,394,699 10,420,964

22,187,190 19,817,538

39,413,306 32,985,496

24. 聯營公司投資

以港幣千元位列示

	HK\$'000	2023	2022
應佔資產淨值	Share of net assets	7,097,508	6,489,667
商譽	Goodwill	344,623	344,623
		7,442,131	6,834,290
扣除：減值準備	Less: impairment allowances	(5,227,000)	(4,675,000)
		2,215,131	2,159,290
12月31日之公平值	Fair value at 31 December	1,816,000	1,866,400

本集團於重慶銀行之投資的公平值乃參考重慶銀行H股於2023年及2022年終之收市價。

The fair value of the Group's investment in Bank of Chongqing shown above is calculated with reference to the closing market price of BOCQ's H-shares as at the end of 2023 and 2022.

於2023年及2022年12月31日之聯營公司之主要資料如下：

The following is the key information relating to the associate as at 31 December 2023 and 2022:

名稱 Name	註冊及營運地點 Place of incorporation and operation	主要業務 Principal activities	所佔權益百分比 Percentage of interest in ownership	
			2023	2022
重慶銀行 Bank of Chongqing	中華人民共和國 People's Republic of China	銀行 Banking	13.20%	13.20%

以港幣千元位列示

	HK\$'000	2023	2022
1月1日	At 1 January	2,159,290	4,230,951
應佔除稅後業績	Share of results, net of tax	688,957	656,691
應佔除稅後投資重估儲備	Share of investment revaluation reserve, net of tax	248,924	(226,037)
已收股息	Dividend received	(198,237)	(209,484)
減值虧損撥	Impairment loss charged	(552,000)	(1,683,000)
視同出售之虧損	Loss on deemed disposal	(10)	(10)
匯兌差異及其他調整	Exchange differences and other adjustments	(131,793)	(609,821)
12月31日	At 31 December	2,215,131	2,159,290

鑑於本集團在重慶銀行的董事會有委派代表，同時能參與相關的決策過程，故本集團被視為對重慶銀行具重大影響力。

The Group is considered to have significant influence over BOCQ on the basis of its representation on the board of directors and participation in policy-making process.

24. 聯營公司投資(續)

(甲) 重慶銀行之精選財務資料

重慶銀行之法定會計參考日期為12月31日。

截至2023年及2022年12月31日止年度期間，本集團已包含重慶銀行已公佈於截至2022年12月31日止12個月之財務報表之業績。

24. INVESTMENT IN AN ASSOCIATE (CONTINUED)

(a) Selected financial information of BOCQ

The statutory accounting reference date of BOCQ is 31 December.

For the year ended 31 December 2023 and 2022, the results of BOCQ were included by the Group on the basis of BOCQ's financial statements announced for and made up to the 12 months to 31 December 2023.

		2023年 12月31日 At 31 December 2023	2022年 12月31日 At 31 December 2022
以港幣千元位列示	HK\$'000		
重慶銀行之精選財務狀況表資料	Selected information of the statement of financial position of BOCQ		
現金及在中央銀行的結餘	Cash and balances with central banks	43,939,228	45,946,001
應收其他銀行及金融機構	Due from other banks and financial institutions	50,810,875	48,589,056
客戶貸款及墊款	Loans and advances to customers	418,020,589	383,513,820
其他金融資產	Other financial assets	308,278,102	275,311,617
其他資產	Other assets	13,118,284	13,465,538
資產合計	Total assets	<u>834,167,078</u>	766,826,032
應付中央銀行	Due to central banks	68,498,716	44,158,597
客戶存款、應付銀行及其他金融機構款項	Customer deposits, and amounts due to banks and other financial institutions	507,495,786	476,494,843
其他金融負債	Other financial liabilities	186,771,430	183,203,799
其他負債	Other liabilities	6,304,844	5,297,773
負債合計	Total liabilities	<u>769,070,776</u>	709,155,012
權益合計	Total equity	65,096,302	57,671,020
扣除：其他權益性工具	Less: Other equity instruments	(8,860,278)	(6,239,197)
扣除：沒控制權股東	Less: Non-controlling interests	(2,614,518)	(2,417,877)
普通股股東應佔權益合計	Total equity attributable to ordinary shareholders	<u>53,621,506</u>	49,013,946
重慶銀行之股東權益合計 與大新銀行綜合財務報表內 之賬面值對賬表	Reconciliation of BOCQ's total shareholders' equity to the carrying amount in DSB's consolidated financial statements		
大新銀行應佔股東權益合計	DSB's share of total shareholders' equity	7,076,999	6,468,932
加：收購時之商譽及公平值調整	Add: Goodwill and fair value adjustment at acquisition	365,132	365,358
扣除：減值	Less: Impairment	(5,227,000)	(4,675,000)
賬面值	Carrying amount	<u>2,215,131</u>	2,159,290

24. 聯營公司投資(續)

(甲) 重慶銀行之精選財務資料(續)

		2023年 12月31日 At 31 December 2023	2022年 12月31日 At 31 December 2022
以港幣千元位列示	HK\$'000		
應佔重慶銀行之或然負債及承擔	Share of BOCQ's contingent liabilities and commitments	9,372,253	12,065,327
		2023年 1月1日 至2023年 12月31日 止12個月 12 months from 1 January 2023 to 31 December 2023	2022年 1月1日 至2022年 12月31日 止12個月 12 months from 1 January 2022 to 31 December 2022
以港幣千元位列示	HK\$'000		
重慶銀行之精選收益賬資料	Selected income statement information of BOCQ		
淨利息收入	Net interest income	11,523,285	12,536,232
淨服務費及佣金收入	Net fee and commission income	453,826	883,061
貸款撥備費用	Loan impairment charges	(3,577,073)	(4,128,183)
稅項支出	Tax expense	(947,152)	(1,359,852)
年度溢利	Profit for the year	5,767,658	5,934,531
其他全面收益	Other comprehensive income	1,913,724	(1,739,289)
全面收益總額	Total comprehensive income	7,681,382	4,195,242
已收重慶銀行股息	Dividend received from BOCQ	198,237	209,484

24. INVESTMENT IN AN ASSOCIATE (CONTINUED)

(a) Selected financial information of BOCQ (Continued)

24. 聯營公司投資(續)

(乙) 投資之減值測試及於2023年確認之減值

於2023年12月31日，本集團在重慶銀行之投資之公平值已低於賬面值大約10年。為此，本集團持續對在重慶銀行之投資之賬面值進行減值測試以評估可收回金額。

減值測試比對以計算使用價值(「使用價值」)而釐定之重慶銀行可收回金額和該投資之賬面值。使用價值乃按照管理層估量之重慶銀行盈利和未來將派股息，及經考慮重慶銀行中期和長期之增長及資產淨值後之預期未來的可能脫手價值，應用貼現現金流量預測計算。應用於使用價值計算之貼現率乃參考可於公開市場獲取之重慶銀行股本成本而估算。

進行使用價值計算以得出該投資之可收回金額時，本集團考慮所有相關因素包括市場觀點及質化因素以確保計算使用價值之參數合適。調整亦須作出以反映影響重慶銀行之最新情況及對預測重慶銀行未來表現有關之中期及長期市場展望。在估算重慶銀行之未來現金流當中需要管理層作重要判斷。

24. INVESTMENT IN AN ASSOCIATE (CONTINUED)

(b) Impairment testing on the investment and impairment recognised in 2023

At 31 December 2023, the fair value of the Group's investment in BOCQ had been below the carrying amount for approximately 10 years. On this basis, the Group continues to perform an impairment test on the carrying amount of the investment in BOCQ to assess the recoverable amount.

The impairment test is performed by comparing the recoverable amount of BOCQ, determined by a value in use ("VIU") calculation, with the carrying amount of the investment. The VIU calculation uses discounted cash flow projections based on management's estimates of BOCQ's earnings and dividends to be paid in future, and the estimated probable exit value in future after considering the growth of BOCQ and its net asset value for the medium and longer term. The discount rate applied to the VIU calculation was estimated with reference to BOCQ's cost of equity, which is publicly available in the market.

In performing the VIU calculation to arrive at the recoverable amount of the investment, the Group considers all relevant factors including market views and qualitative factors to ensure that the inputs to the VIU calculation are appropriate. Adjustments need to be made to reflect the latest situation affecting BOCQ and also market outlook for the medium and longer term that are relevant in projecting BOCQ's future performance. Significant management judgement is required in estimating the future cash flows of BOCQ.

24. 聯營公司投資(續)

(乙) 投資之減值測試及於2023年確認之減值(續)

於計算出2023年12月31日本集團於重慶銀行投資的使用價值為2,215,000,000港元，當中所採用之重大參數如下：

		2023	2022
年度溢利增長率	Annual profit growth rate	介乎2%至4% Ranging from 2% - 4%	至2024年的短期內 介乎6%至7%， 往後每年為5% Ranging from 6% - 7% in the near term up to 2024, and 5% per annum thereafter
股息派發比率	Dividend payout ratio	28.2%	25.3%
貼現率(註)	Discount rate (Note)	12.0%	12.0%
用以估計於不同持倉期之未來潛在收回價值的市帳率	PB ratio for estimation of potential future recovery value under different holding periods	0.26	0.27

註： 稅後貼現率用於稅後現金流以計算使用價值。稅後貼現率隨後總計至稅前貼現率。2023年之稅前貼現率為15%(2022年：15%)。稅後及稅前所計算的使用價值是相同。

24. INVESTMENT IN AN ASSOCIATE (CONTINUED)

(b) Impairment testing on the investment and impairment recognised in 2023 (Continued)

The key inputs underlying our HK\$2,215 million VIU on our investment in BOCQ as at 31 December 2023 are as follows:

		2023	2022
	Annual profit growth rate	介乎2%至4% Ranging from 2% - 4%	至2024年的短期內 介乎6%至7%， 往後每年為5% Ranging from 6% - 7% in the near term up to 2024, and 5% per annum thereafter
	Dividend payout ratio	28.2%	25.3%
	Discount rate (Note)	12.0%	12.0%
	PB ratio for estimation of potential future recovery value under different holding periods	0.26	0.27

Note: Post-tax discount rate is used to calculate the VIU using the post-tax cash flows. The post-tax discount rate is subsequently grossed up to pre-tax discount rate. The pre-tax discount rate for 2023 was 15% (2022: 15%). The calculated VIU using post-tax and pre-tax is the same.

24. 聯營公司投資(續)

(乙) 投資之減值測試及於2023年確認之減值(續)

下表闡明管理層認為合理和可能的重大參數之轉變對使用價值的影響。以下概要反映使用價值對每單一重大參數之轉變的敏感度。多於一項有利與/或不利的轉變亦可能於同一時間出現。

2023年 (百萬港元)	2023 (In millions of Hong Kong dollars)	有利的轉變 Favourable change		不利的轉變 Unfavourable change			
		使用價值的 上升 Increase in VIU	使用價值 VIU	使用價值的 下跌 Decrease in VIU	使用價值 VIU		
年度溢利增長率	Annual profit growth rate	+1%	40	2,255	-1%	(40)	2,175
股息派發比率	Dividend payout ratio	+5%	124	2,339	-5%	(124)	2,091
貼現率	Discount rate	-25基點 -25 bps	25	2,240	+25基點 +25 bps	(25)	2,190
市帳率	PB ratio	+1點 +1 bp	52	2,267	-1點 -1 bp	(52)	2,163

2022年 (百萬港元)	2022 (In millions of Hong Kong dollars)	有利的轉變 Favourable change		不利的轉變 Unfavourable change			
		使用價值的 上升 Increase in VIU	使用價值 VIU	使用價值的 下跌 Decrease in VIU	使用價值 VIU		
年度溢利增長率	Annual profit growth rate	+1%	42	2,201	-1%	(42)	2,117
股息派發比率	Dividend payout ratio	+5%	126	2,285	-5%	(126)	2,033
貼現率	Discount rate	-25基點 -25 bps	25	2,184	+25基點 +25 bps	(25)	2,134
市帳率	PB ratio	+1點 +1 bp	50	2,209	-1點 -1 bp	(50)	2,109

24. INVESTMENT IN AN ASSOCIATE (CONTINUED)

(b) Impairment testing on the investment and impairment recognised in 2023 (Continued)

The following table illustrates the impact on VIU of changes to key inputs which management considers as reasonable and possible. The following summary reflects the sensitivity of the VIU in response to the change of each key input. It is possible that more than one favourable and/or unfavourable change may occur at the same time.

2023年 (百萬港元)	2023 (In millions of Hong Kong dollars)	有利的轉變 Favourable change		不利的轉變 Unfavourable change			
		使用價值的 上升 Increase in VIU	使用價值 VIU	使用價值的 下跌 Decrease in VIU	使用價值 VIU		
年度溢利增長率	Annual profit growth rate	+1%	40	2,255	-1%	(40)	2,175
股息派發比率	Dividend payout ratio	+5%	124	2,339	-5%	(124)	2,091
貼現率	Discount rate	-25基點 -25 bps	25	2,240	+25基點 +25 bps	(25)	2,190
市帳率	PB ratio	+1點 +1 bp	52	2,267	-1點 -1 bp	(52)	2,163

2022年 (百萬港元)	2022 (In millions of Hong Kong dollars)	有利的轉變 Favourable change		不利的轉變 Unfavourable change			
		使用價值的 上升 Increase in VIU	使用價值 VIU	使用價值的 下跌 Decrease in VIU	使用價值 VIU		
年度溢利增長率	Annual profit growth rate	+1%	42	2,201	-1%	(42)	2,117
股息派發比率	Dividend payout ratio	+5%	126	2,285	-5%	(126)	2,033
貼現率	Discount rate	-25基點 -25 bps	25	2,184	+25基點 +25 bps	(25)	2,134
市帳率	PB ratio	+1點 +1 bp	50	2,209	-1點 -1 bp	(50)	2,109

24. 聯營公司投資(續)

(乙) 投資之減值測試及於2023年確認之減值(續)

根據截至2023年12月31日之狀況並已考慮上述重大參數的敏感度和參數之間可能的互動反應而進行之評估，經計算後之使用價值及經考慮所有相關因素(已包括截至2022年12月31日已確認之累計減值計提)和估值參數後而釐定之可收回金額仍然低於賬面值。本集團就2023年12月31日之狀況進行最新減值測試，認為經計算使用價值後之可回收金額評估為低於扣除截至2022年12月31日之累計減值計提4,675,000,000港元後之賬面值，及有關減值金額為552,000,000港元。因此，於2023年年度確認新增減值撥備552,000,000港元以調低該投資之價值至2,215,000,000港元。

計算大新銀行(為本集團於香港的附屬公司，並直接持有本集團對重慶銀行的權益)之資本充足比率並無包括該投資之保留盈利，惟大新銀行收取重慶銀行之現金股息除外。倘若該投資維持等於或高於初始投資成本之1,213,000,000港元，該投資之減值將不影響大新銀行之資本充足比率。

24. INVESTMENT IN AN ASSOCIATE (CONTINUED)

(b) Impairment testing on the investment and impairment recognised in 2023 (Continued)

Based on the assessment conducted for the position up to 31 December 2023, which takes into account the sensitivity of the key inputs shown above and the effects of possible interaction of these inputs, the recoverable amount, as determined by the VIU calculation and after considering all relevant factors (including the cumulative impairment charge having been recognised as of 31 December 2022) and valuation inputs, remained below the carrying amount. The latest impairment test performed by the Group for the position as at 31 December 2023 concludes that the recoverable amount, based on the VIU calculation, is assessed as lower than the carrying amount, after deducting the cumulative impairment allowance made up to 31 December 2022 of HK\$4,675 million, by HK\$552 million. As a result, an additional impairment charge of HK\$552 million was recognised in the year of 2023 to reduce the value of the investment to HK\$2,215 million at 31 December 2023.

The calculation of DSB's (which is the Group's subsidiary in Hong Kong and directly holds the Group's interest in BOCQ) capital adequacy does not include the retained earnings from the investment, except for BOCQ cash dividend received by DSB. Provided that the investment continues to be held at or above the original cost of the investment of HK\$1,213 million, impairment made on the investment does not affect DSB's capital adequacy.

25. 共同控制實體投資

以港幣千元位列示

非上市股份，按成本
應佔收購後儲備

25. INVESTMENTS IN JOINTLY CONTROLLED ENTITIES

HK\$'000

Unlisted shares, at cost
Share of post-acquisition reserves

2023

2022

20,000

20,000

109,946

103,072

129,946

123,072

於2023年及2022年12月31日的共同控制實體如下：

The following are the jointly controlled entities as at 31 December 2023 and 2022:

名稱 Name	註冊地點 Place of incorporation	主要業務及經營地點 Principal activities and place of operation	佔擁有權之百分比 Percentage of effective interest in ownership
銀聯控股有限公司 Bank Consortium Holding Limited	香港 Hong Kong	投資控股，香港 Investment holding, Hong Kong	13.333%
銀聯信託有限公司 Bank Consortium Trust Company Limited	香港 Hong Kong	強積金業務，香港 Mandatory provident fund business, Hong Kong	13.333%
銀聯金融有限公司 BCT Financial Limited	香港 Hong Kong	強積金業務，香港 Mandatory provident fund business, Hong Kong	13.333%

本集團在銀聯控股有限公司之權益由附屬公司大新銀行持有。而銀聯信託有限公司及銀聯金融有限公司乃銀聯控股有限公司之全資附屬公司。

The Group's interest in Bank Consortium Holding Limited is held by DSB, a subsidiary of the Company. Bank Consortium Trust Company Limited and BCT Financial Limited are the wholly owned subsidiaries of Bank Consortium Holding Limited.

26. 附屬公司

於2023年12月31日，本公司之附屬公司如下：

26. SUBSIDIARIES

The following is a list of the Company's subsidiaries as at 31 December 2023:

公司名稱 Name of company	主要業務 Principal activity	註冊地點 Place of incorporation	所佔股份百分比 Percentage of shares held		已發行普通股股本 Particulars of issued ordinary share capital
			直接 Directly	間接 Indirectly	
大新銀行有限公司 Dah Sing Bank, Limited	銀行 Banking	香港 Hong Kong	100%	-	HK\$6,200,000,000
豐明(1931)有限公司 MEVAS (1931) Limited	無營業 Inactive	香港 Hong Kong	100%	-	HK\$400,000,000
大新財務有限公司 Dah Sing Finance Limited	無營業 Inactive	香港 Hong Kong	100%	-	HK\$25,000,000
South Development Limited	投資控股 Investment holding	英屬處女群島 British Virgin Islands	100%	-	US\$1
大新銀行(中國)有限公司 Dah Sing Bank (China) Limited	銀行 Banking	中華人民共和國 People's Republic of China	-	100%	RMB1,200,000,000
澳門商業銀行股份有限公司 Banco Comercial de Macau, S.A.	銀行 Banking	澳門 Macau	-	100%	MOP225,000,000
大新保險顧問有限公司 Dah Sing Insurance Brokers Limited	保險經紀 Insurance broking	香港 Hong Kong	-	100%	HK\$500,000
大新信託有限公司 Dah Sing Nominees Limited	代理人服務 Nominee services	香港 Hong Kong	-	100%	HK\$100,000
Dah Sing Properties Limited	投資控股 Investment holding	香港 Hong Kong	-	100%	HK\$9,998
DSB BCM (1) Limited	投資控股 Investment holding	香港 Hong Kong	-	100%	HK\$1
DSB BCM (2) Limited	投資控股 Investment holding	香港 Hong Kong	-	100%	HK\$1
大新證券有限公司 Dah Sing Securities Limited	證券交易 Securities dealing	香港 Hong Kong	-	100%	HK\$10,000,000
MEVAS Nominees Limited	無營業 Inactive	香港 Hong Kong	-	100%	HK\$50,000
CWL Prosper Limited	物業投資 Property investment	英屬處女群島 British Virgin Islands	-	100%	US\$1
怡泰富財務(香港)有限公司 Pacific Finance (Hong Kong) Limited	無營業 Inactive	香港 Hong Kong	-	100%	HK\$450,000,000
安基財務有限公司 OK Finance Limited	放債 Money lending	香港 Hong Kong	-	100%	HK\$1,000

26. 附屬公司(續)

26. SUBSIDIARIES (CONTINUED)

公司名稱 Name of company	主要業務 Principal activity	註冊地點 Place of incorporation	所佔股份百分比 Percentage of shares held		已發行普通股股本 Particulars of issued ordinary share capital
			直接 Directly	間接 Indirectly	
域寶投資有限公司 Vanishing Border Investment Services Limited	物業投資 Property investment	香港 Hong Kong	-	100%	HK\$20
Wise Measure Limited	物業投資 Property investment	英屬處女群島 British Virgin Islands	-	100%	US\$1
Reliable Associates Limited	物業投資 Property investment	英屬處女群島 British Virgin Islands	-	100%	US\$1
新力威集團有限公司 Modern World Holdings Limited	無營業 Inactive	香港 Hong Kong	100%	-	HK\$1
新力輝香港有限公司 Modern Bright Hong Kong Limited	無營業 Inactive	香港 Hong Kong	100%	-	HK\$1
Talent Union Holding Limited	物業投資 Property investment	英屬處女群島 British Virgin Islands	-	100%	US\$2
Well Idea Enterprises Limited	物業投資 Property investment	英屬處女群島 British Virgin Islands	100%	-	US\$1

除大新銀行有限公司是公眾有限公司外，上述所有公司均為私人公司或倘於香港以外地方註冊成立，其特徵與香港註冊成立之私人公司極為相似。

Except for Dah Sing Bank, Limited which is a public limited company, all the above companies are private companies, or, if incorporated outside Hong Kong, have substantially the same characteristics as a Hong Kong incorporated private company.

除大新銀行(中國)有限公司、澳門商業銀行股份有限公司及上述列明在香港以外註冊成立的公司外，其他公司均在香港經營。

Except for Dah Sing Bank (China) Limited, Banco Comercial de Macau, S.A. and companies incorporated outside Hong Kong specified above, all other companies operate in Hong Kong.

大新銀行(中國)有限公司於2008年7月在中國內地註冊成立，其根據中華人民共和國之法規註冊為「有限公司」(僅由台灣、香港或澳門之企業出資)。

Dah Sing Bank (China) Limited was incorporated in Mainland China in July 2008. It is registered as "Limited liability company" (solely funded by Taiwan, Hong Kong or Macau corporate body) under the laws of the People's Republic of China.

附屬公司名單並無轉變。

There was no change in the list of subsidiaries.

27. 商譽及無形資產

27. GOODWILL AND INTANGIBLE ASSETS

		商譽	合約 無形資產	核心存款 無形資產	客戶關係 無形資產	商號	會籍債券	合計
		Goodwill	Contract intangibles	Core deposit intangibles	Customer relationship intangibles	Trade name	Club debentures	Total
以港幣千元位列示	HK\$'000							
成本	Cost							
2023年1月1日及 2023年12月31日	At 1 January 2023 and 31 December 2023	811,690	26,499	80,583	40,777	58,252	11,463	1,029,264
累積減值/攤銷	Accumulated impairment/ amortisation							
2023年1月1日及 2023年12月31日	At 1 January 2023 and 31 December 2023	98,239	26,499	80,583	40,777	-	-	246,098
賬面值	Carrying value							
2023年12月31日	At 31 December 2023	713,451	-	-	-	58,252	11,463	783,166

		商譽	合約 無形資產	核心存款 無形資產	客戶關係 無形資產	商號	會籍債券	合計
		Goodwill	Contract intangibles	Core deposit intangibles	Customer relationship intangibles	Trade name	Club debentures	Total
以港幣千元位列示	HK\$'000							
成本	Cost							
2022年1月1日	At 1 January 2022	811,690	26,499	80,583	40,777	58,252	-	1,017,801
新增	Additions	-	-	-	-	-	11,463	11,463
2022年12月31日	At 31 December 2022	811,690	26,499	80,583	40,777	58,252	11,463	1,029,264
累積減值/攤銷	Accumulated impairment/ amortisation							
2022年1月1日及 2022年12月31日	At 1 January 2022 and 31 December 2022	98,239	26,499	80,583	40,777	-	-	246,098
賬面值	Carrying value							
2022年12月31日	At 31 December 2022	713,451	-	-	-	58,252	11,463	783,166

有使用期限之無形資產包括合約、核心存款及客戶關係無形資產將以餘額遞減法按其介乎5至12年之可用年期攤銷。商號及會籍債券為無使用期限並會每年測試其減值虧損及以成本扣除累積減值虧損列示。

Intangible assets of finite life include contract intangibles, core deposit intangibles and customer relationship intangibles, and are amortised over their useful life ranging from 5 to 12 years using a diminishing balance method. Trade name and club debentures are carried as an asset of indefinite life and is tested annually for impairment losses. It is carried at cost less accumulated impairment loss.

27. 商譽及無形資產(續)

商譽分配至按與內部管理報告架構一致的業務分項已認明之現金產生單位(「現金產生單位」)。商譽分配概要呈列如下。

27. GOODWILL AND INTANGIBLE ASSETS (CONTINUED)

Goodwill is allocated to the Group's cash-generating units ("CGU") identified according to business segments in line with the internal management reporting structure. A summary of goodwill allocation is presented below.

以港幣千元位列示	HK\$'000	香港		澳門	合計
		Hong Kong		Macau	
		企業銀行	個人銀行	銀行業務	
		Corporate	Personal	Banking	Total
		Banking	Banking	Business	
成本	Cost				
2023年1月1日及 2023年12月31日	At 1 January 2023 and 31 December 2023	<u>98,239</u>	<u>220,428</u>	<u>493,023</u>	<u>811,690</u>
累積減值	Accumulated impairment				
2023年1月1日及 2023年12月31日	At 1 January 2023 and 31 December 2023	<u>98,239</u>	<u>-</u>	<u>-</u>	<u>98,239</u>
賬面值	Carrying value				
2023年12月31日	At 31 December 2023	<u>-</u>	<u>220,428</u>	<u>493,023</u>	<u>713,451</u>

以港幣千元位列示	HK\$'000	香港		澳門	合計
		Hong Kong		Macau	
		企業銀行	個人銀行	銀行業務	
		Corporate	Personal	Banking	Total
		Banking	Banking	Business	
成本	Cost				
2022年1月1日及 2022年12月31日	At 1 January 2022 and 31 December 2022	<u>98,239</u>	<u>220,428</u>	<u>493,023</u>	<u>811,690</u>
累積減值	Accumulated impairment				
2022年1月1日及 2022年12月31日	At 1 January 2022 and 31 December 2022	<u>98,239</u>	<u>-</u>	<u>-</u>	<u>98,239</u>
賬面值	Carrying value				
2022年12月31日	At 31 December 2022	<u>-</u>	<u>220,428</u>	<u>493,023</u>	<u>713,451</u>

27. 商譽及無形資產(續)

(甲) 商譽及無形資產之減值測試

商譽須每年作減值測試，對比根據計算之使用價值而釐定之現金產生單位可回收金額。該計算應用由高層管理人員所編制，以5年計劃之預測現金流，經考慮預測年度溢利增長率為20%且以固定年增長率2%推測第5年以後至永遠。該5年計劃由高層管理人員基於其對有關現金產生單位之業務及該業務於預測時期內的運作情況之評估所編制。所應用之貼現率乃建基於本集團之資本成本加權平均數11.23%(2022年：11.10%)。

商號每年進行之減值測試乃應用參照同類市場業務交易之3%稅前專利權費及以中期計劃之預測收入，且推測第5年以後至永遠。所應用之貼現率為11.23%(2022年：11.10%)乃建基於本集團之資本成本加權平均數。

會籍債券的減值測試會於每年通過以比較每筆會籍債券的賬目值及其市場價值進行，當其市場價值低於賬面值時將確認為減值損失。

本年度並無確認商譽、商號及會籍債券的減值虧損(2022年：無)。

28. 行產及其他固定資產

以港幣千元位列示

行產、傢俬及設備
使用權資產

27. GOODWILL AND INTANGIBLE ASSETS (CONTINUED)

(a) Impairment testing on goodwill and intangible assets

Impairment testing in respect of goodwill is performed annually by comparing the recoverable amount of CGU determined based on value in use calculation. The calculations use discounted cash flow projections prepared by the Senior Management based on the latest 5-year business plan, taking into account projected annual growth rate of net profit at an average of 20%, and in perpetuity with 2% constant growth rate after the fifth year. The 5-year business plan was developed by the Senior Management based on their evaluation of the businesses and associated projected discounted cash flow of net profit of the relevant CGU and the conditions in which such businesses will operate over the projection period. The discount rate used is based on the Group's weighted average cost of capital at 11.23% (2022: 11.10%).

For trade name, impairment testing is performed annually using pre-tax royalty rate of 3% with reference to similar market transactions, projected revenue in the medium-term plan, and in perpetuity after the fifth year. The discount rate of 11.23% (2022: 11.10%) used is based on the Group's weighted average cost of capital.

Impairment testing in respect of club debentures is performed annually by comparing the book value of each club debenture with its market value. Impairment loss is recognised when the market value is below the book value.

No impairment loss on goodwill, trade name and club debentures were identified in the year (2022: Nil).

28. PREMISES AND OTHER FIXED ASSETS

HK\$'000

Premises, furniture and equipment
Right-of-use assets

2023

2022

2,358,835

2,304,841

454,352

503,997

2,813,187

2,808,838

28. 行產及其他固定資產(續)

(甲) 行產、傢俬及設備

28. PREMISES AND OTHER FIXED ASSETS (CONTINUED)

(a) Premises, furniture and equipment

以港幣千元位列示	HK\$'000	行產 Premises	傢俬、 設備及汽車 Furniture, equipment and motor vehicles	合計 Total
截至2022年12月31日止年度	Year ended 31 December 2022			
年初賬面淨值	Opening net book amount	1,858,498	512,917	2,371,415
新增	Additions	97,452	85,243	182,695
出售	Disposals	-	(2,659)	(2,659)
折舊支出(附註11)	Depreciation charge (Note 11)	(66,427)	(165,598)	(232,025)
匯兌差異	Exchange difference	(9,852)	(4,733)	(14,585)
年末賬面淨值	Closing net book amount	<u>1,879,671</u>	<u>425,170</u>	<u>2,304,841</u>
2022年12月31日	At 31 December 2022			
成本	Cost	2,548,676	1,432,175	3,980,851
累積折舊	Accumulated depreciation	<u>(669,005)</u>	<u>(1,007,005)</u>	<u>(1,676,010)</u>
賬面淨值	Net book amount	<u>1,879,671</u>	<u>425,170</u>	<u>2,304,841</u>
截至2023年12月31日止年度	Year ended 31 December 2023			
年初賬面淨值	Opening net book amount	1,879,671	425,170	2,304,841
新增	Additions	-	275,081	275,081
出售	Disposals	(12,309)	(2,676)	(14,985)
折舊支出(附註11)	Depreciation charge (Note 11)	(67,514)	(135,654)	(203,168)
匯兌差異	Exchange difference	(2,020)	(914)	(2,934)
年末賬面淨值	Closing net book amount	<u>1,797,828</u>	<u>561,007</u>	<u>2,358,835</u>
2023年12月31日	At 31 December 2023			
成本	Cost	2,526,221	1,679,623	4,205,844
累積折舊	Accumulated depreciation	<u>(728,393)</u>	<u>(1,118,616)</u>	<u>(1,847,009)</u>
賬面淨值	Net book amount	<u>1,797,828</u>	<u>561,007</u>	<u>2,358,835</u>

28. 行產及其他固定資產(續)

(甲) 行產、傢俬及設備(續)

行產之賬面淨值包括：

以港幣千元位列示

	HK\$'000	2023	2022
租借地	Leaseholds		
在香港持有之中期租約 (在10至50年之間)	Held in Hong Kong on medium-term lease (between 10–50 years)	1,377,661	1,430,580
在香港以外持有之中期租約 (在10至50年之間)	Held outside Hong Kong on medium- term lease (between 10–50 years)	420,167	449,091
		<u>1,797,828</u>	<u>1,879,671</u>

(乙) 租賃

此附註就本集團作為承租人之租賃提供資料。

(i) 確認於綜合財務狀況表之金額

綜合財務狀況表內有關租賃之金額列示如下：

以港幣千元位列示

	HK\$'000	2023	2022
使用權資產	Right-of-use assets		
物業	Properties	454,352	503,997
租賃負債(包括在其他賬目及預提)	Lease liabilities (included in other accounts and accruals)	481,829	534,378

2023年財政年度內新增使用權資產為97,015,000港元(2022年：73,626,000港元)。

28. PREMISES AND OTHER FIXED ASSETS (CONTINUED)

(a) Premises, furniture and equipment (Continued)

The net book value of premises comprises:

HK\$'000

	2023	2022
Leaseholds		
Held in Hong Kong on medium-term lease (between 10–50 years)	1,377,661	1,430,580
Held outside Hong Kong on medium- term lease (between 10–50 years)	420,167	449,091
	<u>1,797,828</u>	<u>1,879,671</u>

(b) Leases

This note provides information for leases where the Group is a lessee.

(i) Amounts recognised in the consolidated statement of financial position

The consolidated statement of financial position shows the following amounts relating to leases:

	2023	2022
Right-of-use assets		
Properties	454,352	503,997
Lease liabilities (included in other accounts and accruals)	481,829	534,378

Additions to the right-of-use assets during the 2023 financial year were HK\$97,015,000 (2022: HK\$73,626,000).

28. 行產及其他固定資產(續)

(乙) 租賃(續)

(ii) 確認於綜合收益賬之金額

綜合收益賬內有關租賃之金額列示如下：

以港幣千元位列示	HK\$'000	附註 Note	2023	2022
使用權資產之折舊支出	Depreciation charge of right-of-use assets			
物業	Properties	11	145,846	148,144
利息支出(包括在利息支出—租賃負債)	Interest expense (included in interest expense – lease liabilities)	7	7,669	8,201
有關短期租賃或低價值資產之支出 (包括在行產及其他固定資產支出， 不包括折舊)	Expense relating to short-term leases and low-value assets (included in premises and other fixed assets expenses, excluding depreciation)	11	2,338	2,956

2023年內有關租賃之現金流出總額為156,226,000港元(2022年：157,077,000港元)。

(iii) 本集團之租賃活動及其如何入賬

本集團租賃各項物業。於2022年及2023年，租賃合同一般為1年至9年之固定期限但可能附帶如下列(iv)載述之延長選擇權。

租賃期按個別情況商議及包含多方面之不同條款及條件。除出租人持有租賃之資產之擔保權益外，租賃合同並不強加任何契約。租賃之資產也許不能於借貸用途上用作擔保物。

(iv) 延長及終止選擇權

延長及終止選擇權包括在本集團簽訂之若干物業租賃內。就本集團管理於營運中使用之資產而言，使用該等條款可達致最佳營運靈活性。大多數持有之延長及終止選擇權只可由本集團而非各出租人行使。

28. PREMISES AND OTHER FIXED ASSETS (CONTINUED)

(b) Leases (Continued)

(ii) Amounts recognised in the consolidated income statement

The consolidated income statement shows the following amounts relating to leases:

以港幣千元位列示	HK\$'000	附註 Note	2023	2022
使用權資產之折舊支出	Depreciation charge of right-of-use assets			
物業	Properties	11	145,846	148,144
利息支出(包括在利息支出—租賃負債)	Interest expense (included in interest expense – lease liabilities)	7	7,669	8,201
有關短期租賃或低價值資產之支出 (包括在行產及其他固定資產支出， 不包括折舊)	Expense relating to short-term leases and low-value assets (included in premises and other fixed assets expenses, excluding depreciation)	11	2,338	2,956

The total cash outflow for leases in 2023 was HK\$156,226,000 (2022: HK\$157,077,000).

(iii) The Group's leasing activities and how these are accounted for

The Group leases various properties. Rental contracts are typically made for fixed periods of 1 year to 9 years for 2022 and 2023, but may have extension options as described in (iv) below.

Lease terms are negotiated on an individual basis and contain a wide range of different terms and conditions. The lease agreements do not impose any covenants other than the security interests in the leased assets that are held by the lessor. Leased assets may not be used as security for borrowing purposes.

(iv) Extension and termination options

Extension and termination options are included in a number of property leases across the Group. These are used to maximise operational flexibility in terms of managing the assets used in the Group's operations. The majority of extension and termination options held are exercisable only by the Group and not by the respective lessor.

29. 投資物業

以港幣千元位列示

1月1日	At 1 January	802,691	756,351
新增	Additions	-	84,651
重估公平值虧損	Fair value losses on revaluation	(41,087)	(38,311)
12月31日	At 31 December	761,604	802,691
於年末持有之資產在綜合收益賬中 已確認之未變現收益或虧損	Unrealised gains or losses recognised in consolidated income statement relating to those assets held at the end of the year		
— 公平值虧損	— Fair value losses	(41,087)	(38,311)

投資物業之賬面淨值包括：

以港幣千元位列示

租借地	Leaseholds		
在香港持有之中期租約 (在10至50年之間)	Held in Hong Kong on medium-term lease (between 10–50 years)	646,110	683,555
在香港以外持有之中期租約 (在10至50年之間)	Held outside Hong Kong on medium- term lease (between 10–50 years)	115,494	119,136
		761,604	802,691

計量投資物業之公平值

本集團於2023年及2022年12月31日為投資物業的價值進行了重估。此評估由獨立專業特許測量師第一太平戴維斯(估值及專業顧問)有限公司為位於香港及中國國內之投資物業及第一太平戴維斯(澳門)有限公司為位於澳門之投資物業按直接比較方法或收入現值資產化方法以可參考之相似物業其近期成交紀錄來進行。在評定投資物業的價值時，其中一項主要依據為經考慮時間、地點及個別因素如樓宇的大小及樓層所確定的銷售單位價格。銷售單位價格的下降會導致投資物業之公平值計量有相應百分比的減少，反之亦然。

29. INVESTMENT PROPERTIES

HK\$'000

		2023	2022
At 1 January		802,691	756,351
Additions		-	84,651
Fair value losses on revaluation		(41,087)	(38,311)
At 31 December		761,604	802,691
Unrealised gains or losses recognised in consolidated income statement relating to those assets held at the end of the year			
— Fair value losses		(41,087)	(38,311)

The net book value of investment properties comprises:

HK\$'000

		2023	2022
Leaseholds			
Held in Hong Kong on medium-term lease (between 10–50 years)		646,110	683,555
Held outside Hong Kong on medium- term lease (between 10–50 years)		115,494	119,136
		761,604	802,691

Fair value measurement of investment properties

The Group's investment properties were last revalued at 31 December 2023 and 2022 by adopting the direct comparison approach or the income capitalisation approach. Under direct comparison approach, valuation is referenced to recent transactions for similar premises as far as practicable by independent, professionally qualified valuer Savills (Valuation and Professional Services) Limited for investment properties in Hong Kong and Mainland China, and by Savills (Macau) Limited for investment properties in Macau. The key inputs was the unit sale rate taking into account of time, location, and individual factors such as size and levels of buildings. A decrease in unit sale rate would result in decrease in fair value measurement of the investment properties by the same percentage and vice versa.

29. 投資物業(續)

計量投資物業之公平值(續)

市場價值為物業之估值基礎，其與香港財務報告準則第13號《公平值計量》中之公平值定義一致及已計入就市場參與者而言之最高和最佳的物業用途。

投資物業以大部份不可觀察之數據運用估值方法計量公平值，其被分類至被界定為香港財務報告準則第13號《公平值計量》中公平值等級的第3級別。

以收入現值資產化方法釐定公平值之投資物業，有關之評估按淨收入現值資產化及經考慮該等物業之支出與其可復歸收入之潛力進行。公平值計量與市場租金成正相關關係，與市場收益率成負相關關係。

收入現值資產化方法不可觀察之數據：

29. INVESTMENT PROPERTIES (CONTINUED)

Fair value measurement of investment properties (Continued)

The basis of the valuation of property was market value which is consistent with the definition of fair value under HKFRS 13 “Fair Value Measurement” and takes into account the highest and best use of the property from the perspective of market participants.

Investment properties are measured at fair value using valuation techniques with significant unobservable inputs which are classified as Level 3 under the fair value hierarchy as defined in HKFRS 13, “Fair Value Measurement”.

Under income capitalisation approach, investment properties of which the fair value is determined on the basis of capitalisation of net incomes with due allowance for outgoings and reversionary income potential. The fair value measurement is positively correlated to the market rental and inversely correlated to the market yields.

Unobservable inputs on income capitalisation approach:

	估值方法 Valuation technique(s)	不可觀察之數據 Unobservable input(s)	範圍 Range
投資物業	直接比較法方法	銷售單位價格	每平方呎 1,455 港元至 102,000 港元 (2022年：每平方呎1,647港元至108,900港元)
Investment properties	Direct comparison approach	Unit sale rate	HK\$1,455 to HK\$102,000 per square foot (2022: HK\$1,647 to HK\$108,900 per square foot)
	收入現值資產化方法	市場收益率 (復歸收益率)	2.00%至3.15% (2022: 2.00%至3.10%)
	Income capitalisation approach	Market yields (reversionary yield)	2.00% to 3.15% (2022: 2.00% to 3.10%)
		市場租金	每平方呎 26 港元至 88 港元 (2022年：每平方呎27港元至91港元)
		Market rental	HK\$26 to HK\$88 per square foot (2022: HK\$27 to HK\$91 per square foot)

30. 其他資產

以港幣千元位列示

應收款項及預付項目
應計收入
其他

30. OTHER ASSETS

HK\$'000

Accounts receivable and prepayments
Accrued income
Others

2023

2022

3,272,721	2,584,139
1,746,420	1,479,954
122,172	118,466
5,141,313	4,182,559

31. 持作交易用途的負債

以港幣千元位列示

沽空國庫票據及國庫債券

31. TRADING LIABILITIES

HK\$'000

Short sales of treasury bills and
treasury bonds

2023

2022

99,853	730,491
--------	---------

32. 客戶存款

以港幣千元位列示

活期存款及往來存款
儲蓄存款
定期、通知及短期存款

32. DEPOSITS FROM CUSTOMERS

HK\$'000

Demand deposits and current accounts
Savings deposits
Time, call and notice deposits

2023

2022

26,312,731	34,146,530
34,682,959	37,661,100
146,238,008	127,984,571
207,233,698	199,792,201

除定期、通知及短期存款外，所有其他客戶存款皆為浮息存款。

Other than time, call and notice deposits, all other customer deposits carry variable interest rates.

33. 已發行的存款證

以港幣千元位列示

按對沖利率風險下以攤餘成本及經公平值
對沖調整後列賬

於2023年及2022年內，本集團未有於初始確認時
指定任何已發行存款證為以公平值計量且其變動
計入損益。

本集團在此等已發行存款證到期時按合約應付的
金額較以上所列之賬面值高9,000,000港元(2022
年：高60,000,000港元)。

34. 後償債務

以港幣千元位列示

按對沖利率風險下以攤餘成本及經公平值
對沖調整後列賬：

225,000,000美元於2029年到期的
定息後償債務(註(甲))

300,000,000美元於2031年到期的
定息後償債務(註(乙))

250,000,000美元於2033年到期的定息後償債務
(註(丙))

於2023年及2022年內，本集團未有於初始確認時
指定任何後償債務為以公平值計量且其變動計入
損益。

33. CERTIFICATES OF DEPOSIT ISSUED

HK\$'000

At amortised cost with fair value hedge
adjustments (for hedging interest
rate risk)

During 2023 and 2022, the Group did not designate on initial recognition
any certificates of deposit issued at fair value through profit or loss.

The amount that the Group would be contractually required to pay at
maturity to the holders of these certificates of deposit is HK\$9 million
higher (2022: HK\$60 million higher) than the above carrying amount.

34. SUBORDINATED NOTES

HK\$'000

At amortised cost with fair value hedge
adjustments (for hedging interest
rate risk):

US\$225,000,000 Subordinated Fixed
Rate Notes due 2029 (Note (a))

US\$300,000,000 Subordinated Fixed
Rate Notes due 2031 (Note (b))

US\$250,000,000 Subordinated Fixed
Rate Notes due 2033 (Note (c))

During 2023 and 2022, the Group did not designate on initial recognition
any subordinated notes at fair value through profit or loss.

2023

2022

2,428,028

4,228,983

2023

2022

1,754,856

1,708,812

2,158,805

2,092,683

2,002,984

–

5,916,645

3,801,495

34. 後償債務(續)

註：

- (甲) 此乃大新銀行於2019年1月15日發行之225,000,000美元在香港聯合交易所有限公司(「香港交易所」)上市及符合巴塞爾協定III而被界定為二級資本的10年期定息後償債務(「債務」)(須遵守香港《銀行業(資本)規則》之條款)。此等債務將於2029年1月15日到期。選擇性贖還日為2024年1月15日。由發行日至其選擇性贖還日，年息為5%，每半年付息一次。其後，倘債務未在選擇性贖還日贖回，往後的利息會重訂為當時5年期美國國庫債券息率加255點子。若獲得香港金管局預先批准，大新銀行可以票面價值贖回所有(非部分)債務。大新銀行亦已與一國際銀行訂立利率掉期合約將債務的固定利息掉換為以擔保隔夜融資利率(「擔保隔夜融資利率」)為基礎的浮動利息付款。
- (乙) 此乃大新銀行於2021年11月2日發行之300,000,000美元在香港交易所上市及符合巴塞爾協定III而被界定為二級資本的10年期定息後償債務(「債務」)(須遵守香港《銀行業(資本)規則》之條款)。此等債務將於2031年11月2日到期。選擇性贖還日為2026年11月2日。由發行日至其選擇性贖還日，年息為3%，每半年付息一次。其後，倘債務未在選擇性贖還日贖回，往後的利息會重訂為當時5年期美國國庫債券息率加195點子。若獲得香港金管局預先批准，大新銀行可以票面價值贖回所有(非部分)債務。大新銀行亦已與一國際銀行訂立利率掉期合約將債務的固定利息掉換為以擔保隔夜融資利率為基礎的浮動利息付款。
- (丙) 此乃大新銀行於2023年11月15日發行之250,000,000美元在香港交易所上市及符合巴塞爾協定III而被界定為二級資本的10年期定息後償債務(「債務」)(須遵守香港《銀行業(資本)規則》之條款)。此等債務將於2033年11月15日到期。選擇性贖還日為2028年11月15日。由發行日至其選擇性贖還日，年息為7.375%，每半年付息一次。其後，倘債務未在選擇性贖還日贖回，往後的利息會重訂為當時5年期美國國庫債券息率加295點子。若獲得香港金管局預先批准，大新銀行可以票面價值贖回所有(非部分)債務。大新銀行亦已與一國際銀行訂立利率掉期合約將債務的固定利息掉換為以擔保隔夜融資利率為基礎的浮動利息付款。

本集團在此等後償債務到期時按合約應付的金額較以上所列之賬面值高137,000,000港元(2022年：高292,000,000港元)。

34. SUBORDINATED NOTES (CONTINUED)

Note:

- (a) This represents US\$225,000,000 Basel III compliant 10-year Subordinated Fixed Rate Notes qualifying as Tier 2 capital of DSB (subject to the provisions of the Banking (Capital) Rules of Hong Kong) issued on 15 January 2019 (the “Notes”), which are listed on The Stock Exchange of Hong Kong Limited (“SEHK”). The Notes will mature on 15 January 2029 with an optional redemption date falling on 15 January 2024. Interest at 5% p.a. is payable semi-annually from the issue date to the optional redemption date. Thereafter, if the Notes are not redeemed, the interest rate will be reset and the Notes will bear interest at the then prevailing 5-year U.S. Treasury Rate plus 255 basis points. DSB may, subject to receiving the prior approval of the HKMA, redeem the Notes in whole but not in part, at par. An interest rate swap contract to swap the fixed rate payment liability of the Notes to floating interest rate based on Secured Overnight Financing Rate (“SOFR”) has been entered into with an international bank.
- (b) This represents US\$300,000,000 Basel III compliant 10-year Subordinated Fixed Rate Notes qualifying as Tier 2 capital of DSB (subject to the provisions of the Banking (Capital) Rules of Hong Kong) issued on 2 November 2021 (the “Notes”), which are listed on the SEHK. The Notes will mature on 2 November 2031 with an optional redemption date falling on 2 November 2026. Interest at 3% p.a. is payable semi-annually from the issue date to the optional redemption date. Thereafter, if the Notes are not redeemed, the interest rate will be reset and the Notes will bear interest at the then prevailing 5-year U.S. Treasury Rate plus 195 basis points. DSB may, subject to receiving the prior approval of the HKMA, redeem the Notes in whole but not in part, at par. An interest rate swap contract to swap the fixed rate payment liability of the Notes to floating interest rate based on SOFR has been entered into with an international bank.
- (c) This represents US\$250,000,000 Basel III compliant 10-year Subordinated Fixed Rate Notes qualifying as Tier 2 capital of DSB (subject to the provisions of the Banking (Capital) Rules of Hong Kong) issued on 15 November 2023 (the “Notes”), which are listed on the SEHK. The Notes will mature on 15 November 2033 with an optional redemption date falling on 15 November 2028. Interest at 7.375% p.a. is payable semi-annually from the issue date to the optional redemption date. Thereafter, if the Notes are not redeemed, the interest rate will be reset and the Notes will bear interest at the then prevailing 5-year U.S. Treasury Rate plus 295 basis points. DSB may, subject to receiving the prior approval of the HKMA, redeem the Notes in whole but not in part, at par. An interest rate swap contract to swap the fixed rate payment liability of the Notes to floating interest rate based on SOFR has been entered into with an international bank.

The amount that the Group would be contractually required to pay at maturity to the holders of these subordinated notes is HK\$137 million higher (2022: HK\$292 million higher) than the above carrying amount.

35. 遞延稅項

遞延稅項資產及負債的對銷只在具有合法執行權對銷即期稅項資產和即期稅項負債時及遞延稅項與同一稅務機構有關時方可進行。對銷之金額如下：

以港幣千元位列示	HK\$'000	2023	2022
遞延稅項資產	Deferred income tax assets	165,823	262,273
遞延稅項負債	Deferred income tax liabilities	(103,699)	(39,131)

遞延稅項資產及負債根據暫時差異之相關類別及回收和支付之預計日期分析如下：

以港幣千元位列示	HK\$'000	2023	2022
遞延稅項資產：	Deferred income tax assets:		
— 可在12個月後收回之遞延稅項資產	– Deferred income tax assets to be recovered after more than 12 months	299,438	347,379
遞延稅項負債：	Deferred income tax liabilities:		
— 應在12個月後償還之遞延稅項負債	– Deferred income tax liabilities to be settled after more than 12 months	(237,314)	(124,237)
		62,124	223,142

遞延稅項賬目總變動如下：

The gross movement on the deferred income tax account is as follows:

以港幣千元位列示	HK\$'000	2023	2022
1月1日	At 1 January	223,142	102,503
於綜合收益賬內稅項(支出)／回撥 (附註15)	Tax (charged)/credited to the consolidated income statement (Note 15)	(51,206)	29,044
於其他全面收益內稅項(支出)／回撥 (附註39)	Tax (charged)/credited to other comprehensive income (Note 39)	(108,662)	97,430
匯兌差異	Exchange difference	(1,150)	(5,835)
12月31日	At 31 December	62,124	223,142

35. 遞延稅項(續)

遞延稅項資產及負債於本年度之變動，不包括於相同稅法管轄權下對銷之結餘如下：

遞延稅項資產：

以港幣千元位列示	HK\$'000	減值	加速稅務折舊	稅務虧損	遞延支出	投資重估	合計
		Impairment allowances and provisions	Accelerated tax depreciation	Tax losses	及其他 Deferred expenses and others	Investment revaluation	
2022年1月1日	At 1 January 2022	218,539	-	-	52,922	282	271,743
由遞延稅項負債重新分類	Reclassified from deferred income tax liabilities	-	-	-	-	(53,031)	(53,031)
於綜合收益賬內回撥/(支出)	Credited/(charged) to the consolidated income statement	10,814	-	-	(8,228)	-	2,586
於其他全面收益內回撥	Credited to other comprehensive income	-	-	-	-	131,912	131,912
匯兌差異	Exchange difference	(4,000)	-	-	(1,804)	(27)	(5,831)
2022年12月31日及 2023年1月1日	At 31 December 2022 and 1 January 2023	225,353	-	-	42,890	79,136	347,379
由遞延稅項負債重新分類	Reclassified from deferred income tax liabilities	-	427	-	-	416	843
於綜合收益賬內(支出)/回撥	(Charged)/credited to the consolidated income statement	(22,332)	200	95	17,490	-	(4,547)
於其他全面收益內回撥	Credited to other comprehensive income	-	-	-	-	(43,181)	(43,181)
匯兌差異	Exchange difference	(844)	-	-	(212)	-	(1,056)
2023年12月31日	At 31 December 2023	202,177	627	95	60,168	36,371	299,438

35. DEFERRED INCOME TAX (CONTINUED)

The movement in deferred income tax assets and liabilities during the year, without taking into consideration the offsetting of balances within the same tax jurisdiction, is as follows:

Deferred income tax assets:

	減值	加速稅務折舊	稅務虧損	遞延支出	投資重估	合計
	Impairment allowances and provisions	Accelerated tax depreciation	Tax losses	及其他 Deferred expenses and others	Investment revaluation	
At 1 January 2022	218,539	-	-	52,922	282	271,743
Reclassified from deferred income tax liabilities	-	-	-	-	(53,031)	(53,031)
Credited/(charged) to the consolidated income statement	10,814	-	-	(8,228)	-	2,586
Credited to other comprehensive income	-	-	-	-	131,912	131,912
Exchange difference	(4,000)	-	-	(1,804)	(27)	(5,831)
At 31 December 2022 and 1 January 2023	225,353	-	-	42,890	79,136	347,379
Reclassified from deferred income tax liabilities	-	427	-	-	416	843
(Charged)/credited to the consolidated income statement	(22,332)	200	95	17,490	-	(4,547)
Credited to other comprehensive income	-	-	-	-	(43,181)	(43,181)
Exchange difference	(844)	-	-	(212)	-	(1,056)
At 31 December 2023	202,177	627	95	60,168	36,371	299,438

35. 遞延稅項(續)

遞延稅項負債：

以港幣千元位列示	HK\$'000	減值準備 及撥備 Impairment allowances and provisions	撥備 Provisions	加速稅務折舊 Accelerated tax depreciation	投資物業重估 Investment properties revaluation	投資重估 Investment revaluation	合計 Total
2022年1月1日	At 1 January 2022	-	11,453	98,229	6,462	53,096	169,240
重新分類至遞延稅項 資產	Reclassified to deferred income tax assets	-	-	-	-	(53,031)	(53,031)
於綜合收益賬內(回撥)/支出	(Credited)/charged to the consolidated income statement	-	(11,453)	(16,884)	(230)	2,109	(26,458)
於其他全面收益內支出	Charged to other comprehensive income	-	-	-	-	34,482	34,482
匯兌差異	Exchange difference	-	-	-	-	4	4
2022年12月31日及 2023年1月1日	At 31 December 2022 and 1 January 2023	-	-	81,345	6,232	36,660	124,237
重新分類至遞延稅項資產	Reclassified to deferred income tax assets	-	-	427	-	416	843
於綜合收益賬內(回撥)/支出	(Credited)/charged to the consolidated income statement	34	10,851	26,980	(222)	9,016	46,659
於其他全面收益內支出	Charged to other comprehensive income	-	-	-	-	65,481	65,481
匯兌差異	Exchange difference	-	-	-	-	94	94
2023年12月31日	At 31 December 2023	34	10,851	108,752	6,010	111,667	237,314

35. DEFERRED INCOME TAX (CONTINUED)

Deferred income tax liabilities:

		減值準備 及撥備 Impairment allowances and provisions	撥備 Provisions	加速稅務折舊 Accelerated tax depreciation	投資物業重估 Investment properties revaluation	投資重估 Investment revaluation	合計 Total
At 1 January 2022		-	11,453	98,229	6,462	53,096	169,240
Reclassified to deferred income tax assets		-	-	-	-	(53,031)	(53,031)
(Credited)/charged to the consolidated income statement		-	(11,453)	(16,884)	(230)	2,109	(26,458)
Charged to other comprehensive income		-	-	-	-	34,482	34,482
Exchange difference		-	-	-	-	4	4
At 31 December 2022 and 1 January 2023		-	-	81,345	6,232	36,660	124,237
Reclassified to deferred income tax assets		-	-	427	-	416	843
(Credited)/charged to the consolidated income statement		34	10,851	26,980	(222)	9,016	46,659
Charged to other comprehensive income		-	-	-	-	65,481	65,481
Exchange difference		-	-	-	-	94	94
At 31 December 2023		34	10,851	108,752	6,010	111,667	237,314

35. 遞延稅項(續)

下述乃年內於其他全面收益內(支出)／回撥之遞延稅項：

以港幣千元位列示

	HK\$'000	2023	2022
於股東權益之公平值儲備：	Fair value reserves in shareholders' equity:		
— 以公平值計量且其變動計入其他全面收益的金融資產(附註39)	– financial assets at fair value through other comprehensive income (Note 39)	(108,662)	97,430

36. 與集團公司之結餘

綜合財務狀況表內賬目包括與集團公司按一般商業條款進行交易所產生之結餘詳列如下：

以港幣千元位列示

	HK\$'000	2023	2022
與控股公司之結餘	Balances from the holding company		
各項貸款及其他賬目	Advances and other accounts	11,093	584
客戶存款	Deposits from customers	178,248	727,935
其他賬目及預提	Other accounts and accruals	1	1
與同系附屬公司之結餘	Balances from fellow subsidiaries		
各項貸款及其他賬目	Advances and other accounts	7,748	5,772
客戶存款	Deposits from customers	520,090	489,357
其他賬目及預提	Other accounts and accruals	3,781	5,218

35. DEFERRED INCOME TAX (CONTINUED)

The deferred income tax (charged)/credited to other comprehensive income during the year is as follows:

	HK\$'000	2023	2022
Fair value reserves in shareholders' equity:			
– financial assets at fair value through other comprehensive income (Note 39)		(108,662)	97,430

36. BALANCES WITH GROUP COMPANIES

Included in the consolidated statement of financial position captions are balances with group companies arising from transactions conducted on normal commercial terms:

	HK\$'000	2023	2022
Balances from the holding company			
Advances and other accounts		11,093	584
Deposits from customers		178,248	727,935
Other accounts and accruals		1	1
Balances from fellow subsidiaries			
Advances and other accounts		7,748	5,772
Deposits from customers		520,090	489,357
Other accounts and accruals		3,781	5,218

37. 或然負債及承擔

(甲) 資本承擔

於12月31日賬目內仍未提撥準備之有關項目及購入固定資產之資本承擔如下：

以港幣千元位列示	HK\$'000	2023	2022
已簽約但未提撥準備之開支	Expenditure contracted but not provided for	50,729	71,857

(乙) 信貸承擔

本集團資產負債表外承擔授信予客戶之金融工具合約金額及其信貸風險加權數額如下：

以港幣千元位列示	HK\$'000	合約金額	
		2023	2022
直接信貸代替品	Direct credit substitutes	1,572,787	2,135,043
與交易相關之或然項目	Transaction-related contingencies	356,134	495,616
與貿易相關之或然項目	Trade-related contingencies	393,322	247,910
可無條件取消而不須預先通知之承擔	Commitments that are unconditionally cancellable without prior notice	62,066,805	66,596,620
其他承擔	Other commitments	4,383,439	4,814,077
遠期有期存款	Forward forward deposits placed	-	317,824
		68,772,487	74,607,090

以港幣千元位列示	HK\$'000	信貸風險加權數額	
		2023	2022
或然負債及承擔	Contingent liabilities and commitments	2,119,544	2,657,818

信貸風險加權數額乃根據《銀行業(資本)規則》所計算。

37. CONTINGENT LIABILITIES AND COMMITMENTS

(a) Capital commitments

Capital expenditure in respect of projects and acquisition of fixed assets as at 31 December but not yet incurred is as follows:

	2023	2022
Expenditure contracted but not provided for	50,729	71,857

(b) Credit commitments

The contract and credit risk weighted amounts of the Group's off-balance sheet financial instruments that commit it to extend credit to customers are as follows:

	合約金額	
	2023	2022
Direct credit substitutes	1,572,787	2,135,043
Transaction-related contingencies	356,134	495,616
Trade-related contingencies	393,322	247,910
Commitments that are unconditionally cancellable without prior notice	62,066,805	66,596,620
Other commitments	4,383,439	4,814,077
Forward forward deposits placed	-	317,824
	68,772,487	74,607,090

	信貸風險加權數額	
	2023	2022
Contingent liabilities and commitments	2,119,544	2,657,818

The credit risk weighted amount is calculated in accordance with the Banking (Capital) Rules.

37. 或然負債及承擔(續)

(丙) 已作抵押之資產

以港幣千元位列示

已抵押之持作交易用途資產及
金融投資作負債擔保

— 其中：按回購協議

已擔保之負債金額

— 其中：按回購協議

上表列示按法律及合約基準而授出抵押作負債擔保之資產。該等交易乃按正常及慣常的抵押交易(包括回購協議及抵押資產以保障淡倉及便利與結算所之支付程序)條款進行。

(丁) 經營租賃承擔

如本集團之公司為出租人，按不可取消物業經營租賃而於未來應收之最低租賃付款總額如下：

以港幣千元位列示

1年以內
1至2年
2至3年

此外，本集團作為承租人，已於2023年及2022年12月31日簽訂若干仍未開始之租賃。按該等租賃而應支付之租賃付款總額合計為10,259,000港元(2022年：16,596,000港元)。

37. CONTINGENT LIABILITIES AND COMMITMENTS (CONTINUED)

(c) Assets pledged

HK\$'000

Trading assets and financial
investments pledged to secure
liabilities

– of which: under repurchase
agreements

Amount of liabilities secured

– of which: under repurchase
agreements

2023

2022

2,473,697

3,185,206

2,373,752

2,453,089

2,397,069

2,678,069

2,297,216

1,946,069

The table above shows assets where a charge has been granted to secure liabilities on a legal and contractual basis. These transactions are conducted under terms that are usual and customary to collateralised transactions including repurchase agreements, and include assets pledged to cover short positions and to facilitate settlement processes with clearing houses.

(d) Operating lease commitments

Where a Group company is the lessor, the future minimum lease payments receivable under non-cancellable building operating leases are as follows:

HK\$'000

Within 1 year
Between 1 and 2 years
Between 2 and 3 years

2023

2022

12,260

12,165

8,470

7,941

834

6,083

21,564

26,189

In addition, the Group has, as a lessee, entered into a number of leases as at 31 December 2023 and 2022 that have not yet commenced. The aggregate lease payments payable under these leases amount to HK\$10,259,000 (2022: HK\$16,596,000).

38. 股本

38. SHARE CAPITAL

		2023		2022	
		股數 Number of shares	股本 Share capital	股數 Number of shares	股本 Share capital
普通股，已發行及繳足股本：	Ordinary shares, issued and fully paid:				
1月1日及12月31日	At 1 January and 31 December	<u>1,405,752,132</u>	<u>6,894,438</u>	<u>1,405,752,132</u>	<u>6,894,438</u>

遵照本公司於2014年5月27日採納的認股權計劃（「該認股權計劃」），自該認股權計劃實行以來，20份（2022年：20份）認股權以認購1,500,000股（2022年：1,500,000股）本公司股份，已授予本集團的部份董事及高級行政人員。自該計劃開始後至2023年12月31日止，5份（2022年：5份）認股權以認購300,000股（2022：300,000股）本公司股份已失效或到期。

本年內由董事及高級行政人員根據認股權計劃持有之認股權中本公司股份數目變動如下：

Pursuant to the Company's Share Option Scheme adopted on 27 May 2014 (the "Scheme"), 20 (2022: 20) options to subscribe for 1,500,000 shares (2022: 1,500,000 shares) of the Company had been granted to certain directors and senior executives of the Group since the inception of the Scheme. Up to 31 December 2023 and since the inception of the Scheme, 5 (2022: 5) options to subscribe for 300,000 shares (2022: 300,000 shares) of the Company have lapsed or expired.

Movements in the number of the Company's shares in the share options under the Scheme held by directors and senior executives during the year are as follows:

以港幣千元位列示	HK\$'000	認股權中股份數目 Number of shares in the options	
		2023	2022
1月1日	At 1 January	<u>1,200,000</u>	1,200,000
於年內授予	Granted during the year	-	-
於年內行使，取消或失效	Exercised, cancelled or lapsed during the year	-	-
12月31日	At 31 December	<u>1,200,000</u>	<u>1,200,000</u>

於12月31日仍未獲行使之認股權詳列如下：

Particulars of the outstanding options under the Scheme as at 31 December are as follows:

授予日及行使價	Date of grant and exercise price	認股權數目 Number of options		認股權中股份數目 Number of shares in the options	
		2023	2022	2023	2022
2018年4月26日，按行使價每股18.24港元	26 April 2018, at an exercise price of HK\$18.24 per share	<u>15</u>	15	<u>1,200,000</u>	1,200,000

39. 儲備

39. RESERVES

以港幣千元位列示	HK\$'000	綜合儲備 Consolidation Reserve	行產重估儲備	投資重估儲備	匯兌儲備 Exchange Reserve	一般儲備	以股份為基礎 報酬之儲備	保留盈利 (註)	合計 Total
			Premises Revaluation Reserve	Investment Revaluation Reserve		Share-based Compensation Reserve	Retained Earnings (Note)		
2023年1月1日	At 1 January 2023	(220,986)	270,120	97,609	(493,815)	700,254	4,929	22,661,183	23,019,294
以公平值計量且其變動計入 其他全面收益的債務工具之 公平值變動淨額	Net change in fair value of debt instruments at fair value through other comprehensive income	-	-	298,270	-	-	-	-	298,270
應佔按權益會計法處理的聯營公司 之其他全面收益	Share of other comprehensive income of an associate accounted for using the equity method	-	-	248,924	-	-	-	-	248,924
以公平值計量且其變動計入 其他全面收益的權益性工具之 公平值變動淨額	Net change in fair value of equity instruments at fair value through other comprehensive income	-	-	1,086,307	-	-	-	-	1,086,307
投資重估儲備變動之遞延稅項 (附註35)	Deferred income tax on movements in investment revaluation reserve (Note 35)	-	-	(108,662)	-	-	-	-	(108,662)
以公平值計量且其變動計入 其他全面收益的債務工具之 預期信貸虧損變動淨額	Net change in allowance for expected credit losses of debt instruments at fair value through other comprehensive income	-	-	33,612	-	-	-	-	33,612
額外權益性工具之派發款項	Distribution payment of additional equity instruments	-	-	-	-	-	-	(36,007)	(36,007)
換算海外機構財務報表的 匯兌差異	Exchange differences arising on translation of the financial statements of foreign entities	-	-	-	(156,209)	-	-	-	(156,209)
以股權支付以股份作為基礎報酬 之撥備及其他調整	Provision for equity-settled share-based compensation	-	-	-	-	-	55	-	55
年度溢利	Profit for the year	-	-	-	-	-	-	1,860,306	1,860,306
2022年末期股息	2022 final dividend	-	-	-	-	-	-	(407,668)	(407,668)
2023年中期股息	2023 interim dividend	-	-	-	-	-	-	(154,633)	(154,633)
2023年12月31日	At 31 December 2023	(220,986)	270,120	1,656,060	(650,024)	700,254	4,984	23,923,181	25,683,589

截至12月31日止年度 Year ended 31 December

以港幣千元位列示	HK\$'000	2023	2022
包括於保留盈利內之 擬派末期股息／已派末期股息 (附註16)	Proposed final dividend/final dividend paid included in retained earnings (Note 16)	688,819	407,668

39. 儲備(續)

註：

大新銀行為香港註冊銀行須以監管儲備形式維持除香港財務報告準則所需以外之最低減值撥備。維持該監管儲備(儲備計及澳門商業銀行及大新銀行(中國)乃為符合香港銀行業條例及以審慎監管為目的之本地監管規定。該監管儲備規限可派發予股東之儲備金額。監管儲備之變動須與香港金管局進行諮詢，並直接於權益儲備內調撥。

於2023年12月31日，大新銀行已指定616,530,000港元(2022年：438,466,000港元)之金額作為監管儲備先抵銷其綜合一般儲備，餘額再從其綜合保留盈利中指定。

39. RESERVES (CONTINUED)

Note:

DSB as a locally incorporated bank in Hong Kong is required to maintain minimum impairment provisions in excess of those required under HKFRS in the form of regulatory reserve. The regulatory reserve, which also covers BCM and DSB China, is maintained to satisfy the provisions of the Hong Kong Banking Ordinance and local regulatory requirements for prudential supervision purposes. The regulatory reserve restricts the amount of reserves which can be distributed to shareholders. Movements in the regulatory reserve are made directly through equity reserve and in consultation with the HKMA.

As at 31 December 2023, DSB has earmarked a regulatory reserve of HK\$616,530,000 (2022: HK\$438,466,000) first against its consolidated general reserve; and for any excess amount, the balance is earmarked against its consolidated retained earnings.

39. 儲備(續)

39. RESERVES (CONTINUED)

以港幣千元位列示	HK\$'000	行產重估儲備		投資重估儲備	匯兌儲備	一般儲備	以股份為基礎	保留盈利	合計
		綜合儲備	Premises	Investment			報酬之儲備	(註)	
		Consolidation	Revaluation	Revaluation	Exchange	General	Share-based	Retained	Total
		Reserve	Reserve	Reserve	Reserve	Reserve	Compensation	Earnings	(Note)
2022年1月1日	At 1 January 2022	(220,986)	270,120	467,046	225,364	700,254	4,690	21,571,990	23,018,478
以公平值計量且其變動計入 其他全面收益的債務工具之 公平值變動淨額	Net change in fair value of debt instruments at fair value through other comprehensive income	-	-	(834,317)	-	-	-	-	(834,317)
應佔按權益會計法處理的聯營公司 之其他全面收益	Share of other comprehensive income of an associate accounted for using the equity method	-	-	(226,037)	-	-	-	-	(226,037)
以公平值計量且其變動計入 其他全面收益的權益性工具之 公平值變動淨額	Net change in fair value of equity instruments at fair value through other comprehensive income	-	-	586,378	-	-	-	-	586,378
投資重估儲備變動之遞延稅項 (附註35)	Deferred income tax on movements in investment revaluation reserve (Note 35)	-	-	97,430	-	-	-	-	97,430
以公平值計量且其變動計入 其他全面收益的債務工具之 預期信貸虧損變動淨額	Net change in allowance for expected credit losses of debt instruments at fair value through other comprehensive income	-	-	7,109	-	-	-	-	7,109
額外權益性工具之派發款項	Distribution payment of additional equity instruments	-	-	-	-	-	-	(41,652)	(41,652)
換算海外機構財務報表的 匯兌差異	Exchange differences arising on translation of the financial statements of foreign entities	-	-	-	(719,179)	-	-	-	(719,179)
以股權支付以股份作為基礎報酬 之撥備及其他調整	Provision for equity-settled share-based compensation and other adjustment	-	-	-	-	-	239	-	239
年度溢利	Profit for the year	-	-	-	-	-	-	1,608,800	1,608,800
2021年末期股息	2021 final dividend	-	-	-	-	-	-	(337,380)	(337,380)
2022年中期股息	2022 interim dividend	-	-	-	-	-	-	(140,575)	(140,575)
2022年12月31日	At 31 December 2022	(220,986)	270,120	97,609	(493,815)	700,254	4,929	22,661,183	23,019,294

40. 額外權益性工具

以港幣千元位列示

150,000,000美元的額外權益性工具

於2022年12月8日，大新銀行發行符合巴塞爾協定III名義本金為150,000,000美元之無期限非累積後償證券之額外一級資本證券（「額外一級資本證券」）。該額外一級資本證券分別由本公司及大新金融以110,000,000美元及40,000,000美元全數認購。

倘若香港金管局通知大新銀行，根據香港金管局或相關之政府機構意見，認為撤銷額外一級資本證券為必要，否則大新銀行將無法運作，則額外一級資本證券之本金將會被撤銷至香港金管局所指示之金額。

由發行日至其於2027年12月8日之選擇性贖還日止，派發按年息率為11.5%，每半年支付一次。其後，倘額外一級資本證券未被贖回，派發息率將以每5年重訂一次，按當時5年期美國國庫債券息率加788點子。根據額外一級資本證券之條款及條件所載之規定，大新銀行有權取消派發支付，及已取消之派發支付將不會累計。

若獲得香港金管局預先批准，大新銀行可於選擇性贖還日或及後之派發支付日以票面價值贖回所有（非部分）額外一級資本證券。

40. ADDITIONAL EQUITY INSTRUMENTS

HK\$'000

US\$150,000,000 AT1 Capital Securities

2023

2022

311,416

311,416

On 8 December 2022, DSB issued Basel III-compliant undated non-cumulative subordinated Additional Tier 1 capital securities (the “AT1 Capital Securities”) with a total notional principal of USD 150,000,000. The AT1 Capital Securities were subscribed in full by the Company and DSFH to the extent of US\$110,000,000 and US\$40,000,000 respectively.

The principal of the AT1 Capital Securities will be written off up to the amount as directed by the HKMA if the HKMA notifies DSB that in the opinion of the HKMA or a relevant government body that a write-off is necessary, without which DSB would become non-viable.

Distribution at 11.5% p.a. is payable semi-annually from the issue date to the optional redemption date falling on 8 December 2027. Thereafter, if the AT1 Capital Securities are not redeemed, the distribution rate will be reset every 5 years and it will bear distribution at the then prevailing 5-year U.S. Treasury Rate plus 788 basis points. DSB has the right to cancel distribution payment, subject to the requirement as set out in the terms and conditions of the AT1 Capital Securities, and the distribution cancelled shall not be cumulative.

DSB may, subject to receiving the prior approval of the HKMA, redeem the AT1 Capital Securities in whole but not in part, at par either on the optional redemption date or any distribution payment date thereafter.

41. 綜合現金流量結算表附註

(甲) 扣除若干投資及固定資產之收益及虧損前之營運溢利與經營活動(所用)／流入現金淨額對賬表

以港幣千元位列示

扣除若干投資及固定資產之收益及虧損前之營運溢利
淨利息收入
股息收益
信貸減值虧損
折舊
減除回收後之貸款撇銷淨額
以股權支付以股份作為基礎報酬之撥備
已收利息
已付利息
已收股息
營運資產及負債變動前之營運溢利
營運資產及負債之變動：
—現金及在銀行的結餘及原到期日超過3個月之通知及短期存款
—原到期日超過3個月之在銀行的存款
—持作交易用途的證券
—衍生金融工具
—以公平值計量且其變動計入損益的金融資產
—貿易票據
—客戶貸款及墊款
—其他應收賬目
—以公平值計量且其變動計入其他全面收益的金融資產
—以攤餘成本列賬的金融資產
—銀行存款
—持作交易用途的負債
—客戶存款
—發行存款證
—其他應付賬目及預提
匯兌調整
由經營活動(所用)／流入的現金
支付已發行的存款證之利息
已繳香港利得稅
已繳中國內地及澳門稅款
經營活動(所用)／流入現金淨額

41. NOTES TO THE CONSOLIDATED STATEMENT OF CASH FLOWS

(a) Reconciliation of operating profit before gains and losses on certain investments and fixed assets to net cash (used in)/from operating activities

HK\$'000

	2023	2022
Operating profit before gains and losses on certain investments and fixed assets	2,015,876	3,007,160
Net interest income	(4,815,435)	(4,383,060)
Dividend income	(32,746)	(4,126)
Credit impairment losses	731,311	803,100
Depreciation	349,014	380,169
Advances written off net of recoveries	(1,284,633)	(511,989)
Provision for equity-settled share-based compensation	55	239
Interest received	11,162,675	6,347,531
Interest paid	(5,411,362)	(1,595,335)
Dividend received	32,746	4,126
Operating profit before changes in operating assets and liabilities	2,747,501	4,047,815
Changes in operating assets and liabilities:		
– cash and balances with banks and money at call and short notice with an original maturity beyond three months	757,616	331,234
– placements with banks with an original maturity beyond three months	3,597,492	(3,241,056)
– trading securities	458,177	1,648,281
– derivative financial instruments	616,869	(3,707,908)
– financial assets at fair value through profit or loss	1,087	4,816
– trade bills	1,606,671	586,862
– loans and advances to customers	(6,519,241)	7,783,104
– other accounts receivable	(692,289)	1,726,493
– financial assets at fair value through other comprehensive income	68,922	1,026,319
– financial assets at amortised cost	(6,351,827)	(8,522,259)
– deposits from banks	(1,627,449)	2,409,296
– trading liabilities	(630,638)	(781,436)
– deposits from customers	7,441,497	3,657,636
– certificates of deposit issued	(1,796,485)	(2,336,292)
– other accounts payable and accruals	(374,428)	396,655
Exchange adjustments	(43,440)	263,046
Cash (absorbed by)/generated from operating activities	(739,965)	5,292,606
Interest paid on certificates of deposit issued	(176,733)	(65,885)
Hong Kong profits tax paid	(215,925)	(252,611)
Mainland China and Macau tax paid	(12,314)	(13,424)
Net cash (used in)/from operating activities	(1,144,937)	4,960,686

41. 綜合現金流量結算表附註(續)

(乙) 在現金流量結算表內，現金及等同現金項目包括按購置日計算3個月或以下到期之下列結餘，及其價值變化無重大風險且可隨時轉換至確定現金數額之存款。

41. NOTES TO THE CONSOLIDATED STATEMENT OF CASH FLOWS (CONTINUED)

(b) For the purposes of the cash flow statement, cash and cash equivalents comprise the following balances with maturity of three months or less from the date of acquisition, deposits that are readily convertible to known amount of cash and which are subject to an insignificant risk of changes in value.

以港幣千元位列示	HK\$'000	2023	2022
現金及在銀行的結餘	Cash and balances with banks	2,675,034	2,894,529
原到期日在3個月或以下之通知及短期存款	Money at call and short notice with an original maturity within three months	12,679,755	13,108,548
原到期日在3個月或以下之在銀行的存款	Placements with banks with an original maturity within three months	394,929	2,270,451
包括於持作交易用途的證券內之國庫票據	Treasury bills included in trading securities	1,725,135	89,278
包括於以公平值計量且其變動計入其他全面收益的金融資產內之國庫票據	Treasury bills included in financial assets at fair value through other comprehensive income	1,489,951	897,617
		18,964,804	19,260,423

按監管要求存於中央銀行的結餘397,080,000港元(2022年：378,787,000港元)已從「現金及等同現金項目」賬項下剔除及包含在「現金及在銀行的結餘」賬項下。

Included in cash and balances with banks, HK\$397,080,000 (2022: HK\$378,787,000) were balances with central banks for prudential purposes and have been excluded from cash and cash equivalents.

41. 綜合現金流量結算表附註(續)

(丙) 源自融資活動之負債之對賬表

下表詳述本集團源自融資活動之負債變動，包括現金及非現金之變動。源自融資活動之負債，指其現金流已或未來現金流將會在本集團綜合現金流量結算表內分類為融資活動現金流之負債。

41. NOTES TO THE CONSOLIDATED STATEMENT OF CASH FLOWS (CONTINUED)

(c) Reconciliation of liabilities arising from financing activities

The table below details changes in the Group's liabilities from financing activities, including both cash and non-cash changes. Liabilities arising from financing activities are liabilities for which cash flows were, or future cash flows will be, classified in the consolidated statement of cash flows as cash flows from financing activities.

以港幣千元位列示	HK\$'000	租賃負債 Lease liabilities	後償債務 Subordinated notes	應付利息 Interest payable	源自融資活動之負債總額 Total liabilities from financing activities
於2022年1月1日	At 1 January 2022	614,940	4,128,446	51,945	4,795,331
融資現金流之變動：	Changes from financing cash flows:				
支付已發行後償債務及債務證券之利息	Interest paid on subordinated notes and debt securities issued	-	-	(164,342)	(164,342)
償還租賃負債	Repayment of lease liabilities	(157,077)	-	-	(157,077)
融資現金流之變動總額	Total changes from financing cash flows	(157,077)	-	(164,342)	(321,419)
其他變動：	Other changes:				
已發行後償債務及債務證券之應計利息	Interest accrued on subordinated notes and debt securities issued	-	-	164,346	164,346
新增租賃負債	Additions to lease liabilities	73,626	-	-	73,626
匯兌差異	Exchange difference	(5,312)	315	-	(4,997)
租賃負債之利息支出	Interest expense on lease liabilities	8,201	-	-	8,201
公平值對沖調整	Fair value hedge adjustment	-	(327,266)	-	(327,266)
其他變動總額	Total other changes	76,515	(326,951)	164,346	(86,090)
於2022年12月31日	At 31 December 2022	534,378	3,801,495	51,949	4,387,822
匯兌差異	Exchange difference	(844)	-	-	(844)
於2023年1月1日	At 1 January 2023	533,534	3,801,495	51,949	4,386,978
融資現金流之變動：	Changes from financing cash flows:				
支付已發行後償債務及債務證券之利息	Interest paid on subordinated notes and debt securities issued	-	-	(309,761)	(309,761)
發行後償債務	Issue of subordinated notes	-	1,939,796	-	1,939,796
償還租賃負債	Repayment of lease liabilities	(156,226)	-	-	(156,226)
融資現金流之變動總額	Total changes from financing cash flows	(156,226)	1,939,796	(309,761)	1,473,809
其他變動：	Other changes:				
已發行後償債務及債務證券之應計利息	Interest accrued on subordinated notes and debt securities issued	-	-	328,257	328,257
新增租賃負債	Additions to lease liabilities	97,015	-	-	97,015
匯兌差異	Exchange difference	(167)	7,376	-	7,209
租賃負債之利息支出	Interest expense on lease liabilities	7,673	-	-	7,673
公平值對沖調整	Fair value hedge adjustment	-	167,978	-	167,978
其他變動總額	Total other changes	104,521	175,354	328,257	608,132
於2023年12月31日	At 31 December 2023	481,829	5,916,645	70,445	6,468,919

42. 貸款予董事

根據香港公司條例(第622G章)第17節(披露董事利益資料)，有關貸款予董事截至2023年及2022年12月31日止年度之披露詳情，如下呈列。

以港幣千元位列示

	HK\$'000	2023	2022
於12月31日之有關交易未償還總額	Aggregate amount of relevant transactions outstanding at 31 December		
— 貸款及墊款	– Loans and advances	108	132
年內有關交易之最高總結欠	Maximum aggregate amount of relevant transactions during the year		
— 貸款及墊款	– Loans and advances	185	135

於2023年及2022年上述之所有有關交易由一間附屬公司簽訂，並無由本公司簽訂。

43. 有關連人士之交易

有關連人士為該等人士有能力直接或間接控制另一方，或對另一方在作出財務及營運決策方面行使重大影響力。倘若其他不同人士受到共同控制或共同重大影響時，彼等人士亦被視為有關連人士。

於2023年及2022年，本集團與有關連人士包括本集團之控股公司、同系附屬公司、控股公司之股東或董事直接或間接控制或具有重大影響力之公司進行多項持續關連交易。本公司獨立非執行董事在檢閱本集團之綜合財務報表時，已對該等如下列註(甲)敘述及屬於持續有關連之交易進行審閱。該等董事根據其檢閱及根據向管理層之詢問，認為全部持續有關連之交易乃根據本集團之正常業務、有關協議、一般商業條款及慣例，按公平且合理及符合本公司股東整體利益進行。

42. LOANS TO DIRECTORS

Particulars of loans to directors disclosed pursuant to section 17 of the Hong Kong Companies Ordinance (Cap. 622G) (Disclosure of Information about Benefits of Directors) for the year ended 31 December 2023 and 2022 are shown as below.

The above relevant transactions in 2023 and 2022 were all transacted by a subsidiary and nil by the Company.

43. RELATED-PARTY TRANSACTIONS

Related parties are those parties, which have the ability, directly or indirectly, to control the other party or exercise significant influence over the other party in making financial and operating decisions. Parties are also considered to be related if they are subject to common control or common significant influence.

During 2023 and 2022, the Group entered into various continuing connected transactions with related parties including the holding company, fellow subsidiaries of the Group, companies directly or indirectly controlled or significantly influenced by the shareholders or directors of the holding company. These, as described in Note (a) below and being continuing connected transactions, had been reviewed by the Company's independent non-executive directors in their review of the consolidated financial statements of the Group. Based on their review and enquiry with management, the Company's independent non-executive directors were satisfied that all of the continuing connected transactions were conducted in the ordinary and usual course of business of the Group, on normal commercial terms, and in accordance with relevant agreements on terms that are fair and reasonable and in the interests of the shareholders of the Company as a whole.

43. 有關連人士之交易(續)

與有關連人士之重大交易如下：

(甲) 與控股公司及同系附屬公司的交易

本公司及本集團全資附屬公司於年內與控股公司及同系附屬公司簽訂之持續關連交易(定義見香港交易所證券上市規則(「上市規則」)第14A.31段)收到及產生下列之收入及支出。該等交易之總值未超逾或符合根據上市規則第14A.53段及14A.54段，適用於本集團之年度上限。本公司已遵守上市規則第14A章的披露規定。

源自涉及附屬公司包括大新銀行、澳門商業銀行及另一集團附屬公司交易之收入或支出呈列如下：

43. RELATED-PARTY TRANSACTIONS (CONTINUED)

Details of the significant related party transactions are as follows:

(a) Transactions with the holding company and fellow subsidiaries

The Company and its wholly-owned subsidiaries within the Group received and incurred the following income and expense from the continuing connected transactions (within the definition of Rule 14A.31 of the Rules Governing the Listing of Securities on the SEHK (the “Listing Rules”)) entered into with the holding company and fellow subsidiaries during the year. The aggregate values of these transactions are within or consistent with the respective annual caps applicable to the Group pursuant to Rules 14A.53 and 14A.54 of the Listing Rules. The Company has complied with the disclosure requirements in accordance with Chapter 14A of the Listing Rules.

Income or expense arising from transactions involving subsidiaries, namely DSB, BCM and another subsidiary of the Group are as follows:

		毋須／豁免 遵從上市規則 第14A章 Excluded/ exempted from Chapter 14A of the Listing Rules	毋須／豁免 遵從上市規則 第14A章 Excluded/ exempted from Chapter 14A of the Listing Rules
2023年 以港幣千元位列示	2023 HK\$'000	遵從上市 規則第14A章 Subject to Chapter 14A of the Listing Rules	Chapter 14A of the Listing Rules
已付利息(註(i))	Interest paid (Note (i))	不適用 N/A	(21,391)
已收銀行手續費(註(i))	Bank charges received (Note (i))	不適用 N/A	1,705
已收租金及相關大廈管理費及開支 (註(ii))	Rentals and related building management fee and charges received (Note (ii))	不適用 N/A	2,484
已付租金及相關大廈管理費及開支 (註(iii))	Rentals and related building management fee and charges paid (Note (iii))	不適用 N/A	(3,264)
已收管理費(註(iv))	Management fees received (Note (iv))	不適用 N/A	12,131
已收保險佣金及轉介費(註(v))	Insurance commission and referral fees received (Note (v))	29,012	不適用 N/A
已付保險保費(註(vi))	Insurance premiums paid (Note (vi))	(25,681)	不適用 N/A
2022年 以港幣千元位列示	2022 HK\$'000	遵從上市 規則第14A章 Subject to Chapter 14A of the Listing Rules	毋須／豁免 遵從上市規則 第14A章 Excluded/ exempted from Chapter 14A of the Listing Rules
已付利息(註(i))	Interest paid (Note (i))	不適用 N/A	(5,140)
已收銀行手續費(註(i))	Bank charges received (Note (i))	不適用 N/A	1,318
已收租金及相關大廈管理費及開支 (註(ii))	Rentals and related building management fee and charges received (Note (ii))	不適用 N/A	3,060
已付租金及相關大廈管理費及開支 (註(iii))	Rentals and related building management fee and charges paid (Note (iii))	不適用 N/A	(3,463)
已收管理費	Management fees received	13,228	不適用 N/A
已收保險佣金及轉介費(註(v))	Insurance commission and referral fees received (Note (v))	24,587	不適用 N/A
已付保險保費(註(vi))	Insurance premiums paid (Note (vi))	(9,162)	不適用 N/A

43. 有關連人士之交易(續)

(甲) 與控股公司及同系附屬公司的交易(續)

註：

- (i) 本集團為大新金融集團旗下公司提供之銀行安排

大新銀行及本集團其他成員公司向控股公司及非本集團附屬公司之同系附屬公司(統稱「大新金融集團」)提供基本銀行服務,包括支票結算、自動轉賬、支票及銀行存款賬戶、信用卡商戶設施、聯營信用卡及投資交易。

有關支票結算、自動轉賬、支票及存款賬戶之銀行服務,乃按照標準開戶及其他表格以提供予本集團其他客戶之相同方式提供予大新金融集團。信用卡商戶設施及聯營信用卡安排乃根據正常商業合約並且按市場標準提供。信用卡商戶設施之標準市場慣例並無固定年期,惟銀行可以書面通知予以終止。本集團與大新金融集團之聯營信用卡安排,於生效首兩年後,可由任何一方給予不少於6個月書面通知予以終止。所有該等銀行服務就其性質一般不會按照固定年期提供。因此,本集團與大新金融集團間之銀行安排,乃按非固定年期提供。

由本公司之銀行附屬公司向大新金融集團旗下公司提供之銀行服務,為本集團向其他客戶提供之一般銀行服務及安排,且按照正常商業條款進行。本集團向大新金融集團提供該等銀行服務,令本集團可賺取與該等銀行服務性質及類型一致之合理收入。

本集團之銀行附屬公司於一般及慣常業務過程中向其客戶提供商業銀行服務及產品。該等服務及產品包括吸納存款(包括定活期存款及通知存款)。於本集團之銀行附屬公司存放存款之客戶包括大新金融集團成員公司。就上市規則而言,大新金融集團成員公司存放存款構成上市規則第14A章所界定之持續關連交易。

43. RELATED-PARTY TRANSACTIONS (CONTINUED)

(a) Transactions with the holding company and fellow subsidiaries (Continued)

Note:

- (i) Banking arrangements provided by the Group for companies within the DSFH Group

DSB and other members of the Group provide standard banking services to members of the holding company and fellow subsidiaries not being subsidiaries of the Group (collectively the “DSFH Group”) including cheque clearing, autopay, cheque and deposit bank accounts, credit card merchant facilities, co-branded credit cards and investment dealing.

The banking services in respect of cheque clearing, autopay, cheque and deposit accounts are provided to the DSFH Group in the same way as they are provided to other customers of the Group under standard account opening and other forms. The credit card merchant facilities and co-brand credit card arrangements are provided under normal commercial contracts and are at market standard. The standard market practice for credit card merchant facilities is not to provide for a fixed term, but allow for termination at the option of the bank by giving written notice. The co-brand credit card arrangements between the Group and the DSFH Group can be terminated after the first two years by either party giving not less than six months’ notice in writing. All such banking services, by their nature, are not normally provided for a fixed term. Accordingly, the banking arrangement between the Group and the DSFH Group are not for a fixed term.

The banking services provided by the Company’s banking subsidiaries to the companies within the DSFH Group are banking services and arrangements normally provided by the Group to its other customers and are conducted on normal commercial terms. The provision of such banking services by the Group to the DSFH Group enables the Group to earn reasonable income consistent with the nature and types of the banking services.

The banking subsidiaries of the Group provide commercial banking services and products to their customers in the ordinary and usual course of their businesses. Such services and products include the taking of deposits (including fixed and floating term deposits and deposits at call). Customers who place deposits with the banking subsidiaries of the Group include members of the DSFH Group. For purposes of the Listing Rules, the placing of deposits provided by members of the DSFH Group constitute continuing connected transactions within the meaning of Chapter 14A of the Listing Rules.

43. 有關連人士之交易(續)

(甲) 與控股公司及同系附屬公司的交易(續)

註：(續)

- (i) 本集團為大新金融集團旗下公司提供之銀行安排(續)

董事確認大新金融集團成員公司存放於本集團之銀行附屬公司之存款乃按市場水平計息，並符合與提供予獨立第三方之條款相若或不優於該等條款之正常商業條款，且並無就該等財務資助以本集團資產作抵押。有鑒於此，該等持續關連交易獲豁免遵守上市規則第14A.90條之申報、披露及獨立股東批准之規定。其他銀行服務符合上市規則第14A.76條之最低豁免水平的交易，並豁免遵守上市規則第14A章之申報及披露。

- (ii) 大新保險及澳門保險和大新銀行及澳門商業銀行間之物業租賃

大新銀行及澳門商業銀行已租賃若干自置物業予大新金融集團之成員公司，即大新保險有限公司(「大新保險」)及澳門保險股份有限公司(「澳門保險」)作其辦公室用途。大新銀行及澳門商業銀行按所產生之實際成本向大新保險及澳門保險收取租金、空調費、大廈管理費及其他公共設施費用。簽訂之租賃撮要概列於下表。該項租賃符合上市規則第14A.76條之最低豁免水平的交易，並豁免遵守上市規則第14A章之申報及披露。

- (iii) 大新銀行向High Standard租用物業

大新銀行與High Standard訂立一項新回租協議。根據協議，大新銀行按所產生之實際成本向High Standard支付租金、空調費、大廈管理費及其他公共設施費用。

香港財務報告準則第16號實施後，本集團與其同系附屬公司簽訂租賃協議，並確認為使用權資產，該項租賃被視為交易符合上市規則第14.04(1)(a)條中單一關聯交易(即收購資本資產)之定義。該項租賃符合上市規則第14A.76條之最低豁免水平的交易，並豁免遵守上市規則第14A章之申報及披露。

43. RELATED-PARTY TRANSACTIONS (CONTINUED)

(a) Transactions with the holding company and fellow subsidiaries (Continued)

Note: (Continued)

- (i) Banking arrangements provided by the Group for companies within the DSFH Group (Continued)

The Directors confirm that the deposits placed by members of the DSFH Group at the banking subsidiaries of the Group are at market rates and on normal commercial terms that are comparable or no more favourable than those offered to independent third parties and that no security over the assets of the Group is granted in respect of such financial assistance. On that basis, such continuing connected transactions are exempted from complying with the reporting, disclosure and independent shareholders' approval requirements pursuant to Rule 14A.90 of the Listing Rules. Other banking services are fall to be de minimis transaction under Rule 14A.76 and is exempted from the reporting and announcement requirement under Chapter 14A of the Listing Rules.

- (ii) Lease of properties between DSI and MIC and DSB and BCM

DSB and BCM have leased certain of their owned properties to members of the DSFH Group, namely Dah Sing Insurance Company Limited ("DSI") and Macau Insurance Company Limited ("MIC") as their office premises. DSB and BCM received from DSI and MIC the lease rentals, and air-conditioning charges, building management charges and other utilities charges based on the actual amount of costs incurred. The lease is fall to be de minimis transaction under Rule 14A.76 and is exempted from the reporting and announcement requirement under Chapter 14A of the Listing Rules.

- (iii) Lease of property by DSB from HS

A lease back agreement has been entered into by DSB with High Standard Investment Limited ("HS"). Pursuant to which, DSB paid to HS the lease rentals, and air-conditioning charges, building management charges and other utilities charges based on the actual amount of costs incurred.

With the implementation of HKFRS 16, when the Group enter into a lease transaction as a lessee with its fellow subsidiaries and recognise the right-of-use asset, the lease transaction is regarded as an one-off connected transaction (i.e. an acquisition of capital assets) under the definition of transaction set out in Rule 14.04(1)(a). The lease is fall to be de minimis transaction under Rule 14A.76 and is exempted from the reporting and announcement requirement under Chapter 14A of the Listing Rules.

43. 有關連人士之交易(續)

(甲) 與控股公司及同系附屬公司的交易(續)

註：(續)

(iv) 與大新金融集團之電腦及行政服務協議

大新銀行已同意向大新金融集團成員公司提供若干電腦及行政服務。根據服務協議，大新銀行已同意向大新金融集團成員公司提供若干電腦及行政服務。該等服務主要包括下列各項(統稱「該等服務」)：

- 電腦服務，包括數據處理、列印及信封印發、系統開發、技術支援、災後復原及合約管理；
- 行政、公司秘書、內部審核、法規、營運、風險管理、投資託管及財資營運；及
- 跟大新金融集團互相借調員工及提供服務。

憑藉大新銀行過往以收回成本基準，利用本身之較龐大資源及功能性專業知識向大新金融集團旗下其他公司提供行政及電腦服務，按收費基準向大新金融集團提供該等服務，可從大新金融集團收回本集團於提供該等服務時所產生之成本外，也令本集團可繼續擴充其規模及營運效能。有鑒於此，該等持續關連交易獲豁免遵守上市規則第14A.98條之申報、披露及獨立股東批准之規定。電腦及行政服務獲豁免遵守上市規則第14A章之申報及披露。

43. RELATED-PARTY TRANSACTIONS (CONTINUED)

(a) Transactions with the holding company and fellow subsidiaries (Continued)

Note: (Continued)

(iv) Computer and Administrative Services Agreement with DSFH Group

A computer and administrative services agreement has been entered into by DSB with DSFH. Pursuant to which, DSB has agreed to provide members of the DSFH Group with certain computer and administrative services. These services principally consist of the following (collectively, the "Services"):

- computer services including data processing, printing and enveloping, system development, technical support, disaster recovery and contract management;
- administrative, company secretarial, internal audit, compliance, operational, risk management, investment custodian and treasury operations; and
- secondment of, and provision of services by, staff to the DSFH Group.

With the stronger pool of resources and functional expertise of DSB which historically has been operating to provide administrative and computer services to other companies within the DSFH Group on a cost-recovery basis, the provision of the Services to the DSFH Group at a fee enables the Group to continue to expand its scale and operational capabilities while costs incurred by the Group in providing the Services are recovered from the DSFH Group. On that basis, such continuing connected transactions are exempted from complying with the reporting, disclosure and independent shareholders' approval requirements pursuant to Rule 14A.98 of the Listing Rules. Computer and administrative services are exempted from the reporting and announcement requirement under Chapter 14A of the Listing Rules.

43. 有關連人士之交易(續)

(甲) 與控股公司及同系附屬公司的交易(續)

註：(續)

(v) 分銷及代理協議及其他業務轉介服務

(甲) 與大新保險、大新保險代理及澳門保險訂立之分銷及代理協議

於2019年12月31日，

- (i) 大新保險與大新銀行訂立分銷協議與相關代理協議，透過大新銀行之分行網絡推廣及分銷一般保險產品，固定年期為三年，自2020年1月1日起生效，至2022年12月31日終止；
- (ii) 大新保險代理有限公司(「大新保險代理」)與大新銀行訂立分銷協議與相關代理協議，透過大新銀行之分行網絡推廣及分銷一般保險產品，固定年期為三年，自2020年1月1日起生效，至2022年12月31日終止；及
- (iii) 澳門保險與澳門商業銀行訂立分銷協議與相關代理協議，透過澳門商業銀行之分行網絡推廣及分銷一般保險產品，固定年期為三年，自2020年1月1日起生效，至2022年12月31日終止。

為了持續本集團成員公司與大新金融成員公司之分銷及代理安排，於2022年12月30日，

- (i) 大新保險與大新銀行訂立新分銷協議與相關代理協議，透過大新銀行之分行網絡推廣及分銷一般保險產品，固定年期為三年，自2023年1月1日起生效，至2025年12月31日終止；
- (ii) 大新保險代理與大新銀行訂立新分銷協議與相關代理協議，透過大新銀行之分行網絡推廣及分銷一般保險產品，固定年期為三年，自2023年1月1日起生效，至2025年12月31日終止；及
- (iii) 澳門保險與澳門商業銀行訂立新分銷協議與相關代理協議，透過澳門商業銀行之分行網絡推廣及分銷一般保險產品，固定年期為三年，自2023年1月1日起生效，至2025年12月31日終止。

43. RELATED-PARTY TRANSACTIONS (CONTINUED)

(a) Transactions with the holding company and fellow subsidiaries (Continued)

Note: (Continued)

(v) Distribution and Agency Agreements and other business referral services

(a) Distribution and Agency Agreements with DSI, DSIA and MIC

On 31 December 2019,

- (i) DSI entered into the distribution agreement and underlying agency agreement with DSB for the marketing and distribution of general insurance products through the branch network of DSB for a fixed term of three years with effect from 1 January 2020 and ending on 31 December 2022;
- (ii) Dah Sing Insurance Agency Limited (“DSIA”) entered into the distribution agreement and underlying agency agreements with DSB for the marketing and distribution of general insurance products through the branch network of DSB for a fixed term of three years with effect from 1 January 2020 and ending on 31 December 2022; and
- (iii) MIC entered into the distribution agreement and underlying agency agreement with BCM for the marketing and distribution of general insurance products through BCM’s branch network for a fixed term of three years with effect from 1 January 2020 and ending on 31 December 2022.

To continue the distribution and agency arrangement between members of the Group with members of DSFH Group, on 30 December 2022,

- (i) DSI entered into the new distribution agreement and underlying agency agreement with DSB for the marketing and distribution of general insurance products through the branch network of DSB for a fixed term of three years with effect from 1 January 2023 and ending on 31 December 2025;
- (ii) DSIA entered into the new distribution agreement and underlying agency agreement with DSB for the marketing and distribution of general insurance products through the branch network of DSB for a fixed term of three years with effect from 1 January 2023 and ending on 31 December 2025; and
- (iii) MIC entered into the new distribution agreement and underlying agency agreement with BCM for the marketing and distribution of general insurance products through branch network of BCM for a fixed term of three years with effect from 1 January 2023 and ending on 31 December 2025.

43. 有關連人士之交易(續)

(甲) 與控股公司及同系附屬公司的交易(續)

註：(續)

(v) 分銷及代理協議及其他業務轉介服務(續)

(甲) 與大新保險、大新保險代理及澳門保險訂立之分銷及代理協議(續)

根據大新保險與大新銀行訂立之新分銷協議(「新訂大新保險分銷協議」)，大新銀行將會透過其分行及其他分銷網絡，就訂約雙方不時之協定為大新金融集團推廣及分銷一般保險產品。

根據新訂大新保險分銷協議，大新銀行與大新保險已就銷售若干一般保險產品訂立新代理協議(「新訂大新保險代理協議」)，換取訂約雙方不時協定之佣金款項。根據新訂大新保險代理協議之條款，大新保險就新保單或續保單向大新銀行應付之佣金最初為每年收取保費介乎20%至55%之間(須視乎產品類別而定)，但可由訂約雙方不時更改。

根據大新保險代理與大新銀行訂立之新分銷協議(「新訂大新保險代理分銷協議」)，大新銀行將會透過其分行及其他分銷網絡，就訂約雙方不時之協定推廣及分銷一般保險產品。

根據新訂大新保險代理分銷協議，大新銀行與大新保險代理已就銷售若干一般保險產品訂立新代理協議(「新訂大新保險代理代理協議」)，換取訂約雙方不時協定之佣金款項。根據新訂大新保險代理代理協議之條款，大新保險代理向大新銀行應付之佣金為大新保險代理獲取佣金之50%或訂約雙方不時協定之比率。

根據澳門保險與澳門商業銀行訂立之新分銷協議(「新訂澳門保險分銷協議」)，澳門商業銀行將會透過其分行及其他分銷網絡，就訂約雙方不時之協定為澳門保險推廣及分銷一般保險產品。

43. RELATED-PARTY TRANSACTIONS (CONTINUED)

(a) Transactions with the holding company and fellow subsidiaries (Continued)

Note: (Continued)

(v) Distribution and Agency Agreements and other business referral services (Continued)

(a) Distribution and Agency Agreements with DSI, DSIA and MIC (Continued)

Pursuant to the new distribution agreement entered into by DSI with DSB (the “New DSI Distribution Agreement”), DSB will market and distribute such general insurance products as agreed between the parties from time to time for the DSFH Group through its branch and other distribution networks.

Pursuant to the New DSI Distribution Agreement, DSB entered into a new agency agreement with DSI (the “New DSI Agency Agreement”) in respect of the sale of certain general insurance products in return for commission payments, as agreed between the parties from time to time. Under the terms of the New DSI Agency Agreement, the commission payable by DSI to DSB shall, initially, be between 20% and 55% (depending on the product type) of each year’s premium received in respect of a new or renewal policy, but which may vary between the parties from time to time.

Pursuant to the new distribution agreement entered into by DSIA with DSB (the “New DSIA Distribution Agreement”), DSB markets and distributes such general insurance products as agreed between the parties from time to time through its branch and other distribution networks.

Pursuant to the New DSIA Distribution Agreements, DSB entered into a new agency agreement with DSIA (the “New DSIA Agency Agreements”) in respect of the sale of certain general insurance products in return for commission payments, as agreed between the parties from time to time. Under the terms of the New DSIA Agency Agreement, the commission payable by DSIA to DSB shall be 50% of the commission earned by DSIA or at such rate as agreed by both parties from time to time.

Pursuant to the new distribution agreement entered into by MIC with BCM (the “New MIC Distribution Agreement”), BCM markets and distributes such general insurance products of MIC as agreed between the parties from time to time through its branch and other distribution networks.

43. 有關連人士之交易(續)

(甲) 與控股公司及同系附屬公司的交易(續)

註：(續)

(v) 分銷及代理協議及其他業務轉介服務(續)

(甲) 與大新保險、大新保險代理及澳門保險訂立之分銷及代理協議(續)

根據新訂澳門保險分銷協議，澳門商業銀行與澳門保險已就銷售若干一般保險產品訂立新代理協議(「新訂澳門保險代理協議」)，換取訂約雙方不時協定之佣金款項。根據新訂澳門保險代理協議之條款，澳門保險就一般保險產品向澳門商業銀行應付之佣金最初為新保單或續保保單之每年收取保費的介乎10%至50%之間(須視乎產品類別而定)，但可由訂約雙方不時更改。

就新訂大新保險、大新保險代理及澳門保險分銷協議(統稱「新訂分銷協議」)而言，大新保險及大新保險代理須各自代大新銀行，而澳門保險須代澳門商業銀行償付或支付之協定開支，包括就銀行職員銷售保險之牌照登記費、銷售獎勵、市場推廣費用及有關履行新訂分銷協議之其他成本及開支。

各項新訂分銷協議將按相互非獨家基準進行，固定年期為三年，自2023年1月1日起生效，至2025年12月31日終止。新訂大新保險、大新保險代理及澳門保險代理協議(統稱「新訂代理協議」)各自將按相互非獨家基準進行，固定年期為三年，自2023年1月1日起生效，至2025年12月31日終止，惟有關尚未清繳續保保費之條文仍然有效，直至悉數收取為止。

上述新訂分銷及新訂代理協議(包括多項該等協議內所載列之佣金收費)合乎香港及澳門市場銀行及其他保險代理與保險公司間之一般正常安排，亦可為本集團銀行附屬公司客戶提供保險產品及服務。透過大新銀行及澳門商業銀行之各自銀行分行及其他分銷網絡分銷不同類別之保險產品以換取大新金融集團支付之佣金收入將帶來費用收入，對本集團有利。

43. RELATED-PARTY TRANSACTIONS (CONTINUED)

(a) Transactions with the holding company and fellow subsidiaries (Continued)

Note: (Continued)

(v) Distribution and Agency Agreements and other business referral services (Continued)

(a) Distribution and Agency Agreements with DSI, DSIA and MIC (Continued)

Pursuant to the new MIC Distribution Agreement, BCM entered into a new agency agreement with MIC (the "New MIC Agency Agreement") in respect of the sale of certain general insurance products in return for commission payments, as agreed between the parties from time to time. Under the terms of the New MIC Agency Agreement, the commission payable by MIC to BCM in respect of general insurance products shall, initially, be between 10% and 50% (depending on the product type) of each year's premium received in respect of new or renewal policies, but which may vary between the parties from time to time.

In respect of each of the New DSI, DSIA and MIC Distribution Agreements (collectively the "New Distribution Agreements"), DSI and DSIA shall each reimburse or pay on behalf of DSB, and MIC shall reimburse or pay on behalf of BCM, agreed expenses including the registration fees for licences for the bank staff to sell insurance, sales incentives, marketing expenses and other costs and expenses related to the performance of the New Distribution Agreements.

Each of the New Distribution Agreements is on a mutually non-exclusive basis and will be for a three-year fixed term with effect from 1 January 2023 and ending on 31 December 2025. Each of the new DSI, DSIA and MIC Agency Agreements (collectively the "New Agency Agreements") is on a mutually non-exclusive basis for a three-year fixed term with effect from 1 January 2023 and ending on 31 December 2025, save that the provisions relating to the payment of outstanding renewal premiums shall remain in force until payment is received in full.

The New Distribution Agreements and the New Agency Agreements described above, including the commission rates set out in the various sets of such Agreements, are consistent with normal arrangements between banks or other insurance agents and insurance companies in the Hong Kong and Macau markets, and will provide the Group with insurance products and services to be offered to the customers of the banking subsidiaries of the Group. The distribution of different types of insurance products through the respective bank branches and other distribution networks of DSB and BCM in return for a commission income to be paid by the DSFH Group will also produce fee income which will be of benefit to the Group.

43. 有關連人士之交易(續)

(甲) 與控股公司及同系附屬公司的交易(續)

註：(續)

- (v) 分銷及代理協議及其他業務轉介服務(續)

(乙) 業務轉介服務

於2019年12月31日，本公司與大新金融訂立新合作協議。合作協議是基於相互非獨家基準且固定年期將為三年，自2020年1月1日起生效，至2022年12月31日終止。於2022年12月30日，大新銀行集團與本公司訂立新合作協議(「新訂業務轉介服務協議」)，固定年期為三年，自2023年1月1日起生效，至2025年12月31日終止。根據新業務轉介服務協議，本公司將提供及促使本集團成員公司可直接或透過彼等唯一代理(如有)向大新金融集團成員公司提供業務轉介及保險經紀服務以取得大新金融集團成員公司所承保一般保險單的申請。本集團任何成員公司並無承擔義務向大新金融集團任何成員公司轉介該等交易之任何最低或最高數目及/或金額。倘有關各方落實轉介交易，提供該業務轉介服務之條款及條件將於必要時落實為個別書面協議。新訂業務轉介服務協議或根據該協議訂立之個別書面協議下之款項，須於期末以支票或其他付款方式支付。

根據合作協議，實際收取之費用收入須基於一般商業條款，或倘若並無充分可予比較交易以判斷是否屬一般商業條款，則基於對本集團相關成員公司而言不遜於從獨立第三方所獲得之條款。費用收入於每月期末以支票支付。

43. RELATED-PARTY TRANSACTIONS (CONTINUED)

(a) Transactions with the holding company and fellow subsidiaries (Continued)

Note: (Continued)

- (v) Distribution and Agency Agreements and other business referral services (Continued)

(b) Business referral services

On 31 December 2019, the Company entered into a cooperation agreement with DSFH. The cooperation agreement will be on a mutually non-exclusive basis and for a fixed term of three-year with effect from 1 January 2020 and ending on 31 December 2022. On 30 December 2022, the Company entered into a new cooperation agreement with DSFH (the "New Business Referral Services Agreement"), for a fixed term of three years with effect from 1 January 2023 and ending on 31 December 2025. Pursuant to the New Business Referral Services Agreement, the Company shall provide and shall procure members of the Group to, either directly or via their sole agents (if any), provide members of the DSFH Group with business referral and insurance brokerage services in relation to obtaining applications for general insurance policies to be underwritten by members of the DSFH Group. There is no commitment on any member of the Group to refer to member(s) of DSFH Group such transactions of any minimum or maximum number and/or amount. Where concluded between the relevant parties, the terms and conditions for the provision of such business referral services shall be, if required, reduced into individual written agreement(s). Payment under the New Business Referral Services Agreement or the individual written agreements made thereunder shall be made by cheque(s) or other payment means in arrears.

Pursuant to the cooperation agreement, the fee income actually received shall either on normal commercial terms or, if there are not sufficient comparable transactions to judge whether they are normal commercial terms, on terms no less favourable to relevant member(s) of the Group than terms available from independent third parties. The fee income is payable by cheque(s) monthly in arrears.

43. 有關連人士之交易(續)

(甲) 與控股公司及同系附屬公司的交易(續)

註：(續)

(vi) 大新保險及澳門保險所提供之保險服務

於2019年12月31日，本公司與大新金融訂立一項合作協議(「合作協議」)，於2020年1月1日起生效至2022年12月31日止(包括首尾兩日)，固定年期為三年。於2022年12月30日，大新銀行集團與本公司訂立一項新合作協議(「新合作協議」)，固定年期為三年，於2023年1月1日起至2025年12月31日(包括首尾兩日)生效。

大新保險及澳門保險以本集團成員公司及彼等各自之客戶名義作為受益人承保一般保單。

大新保險以本集團其他成員公司及彼等各自之客戶名義作為受益人承保之一般保單包括汽車保險、財產全保、公眾責任、金錢、電子設備、醫療、僱員賠償及團體／個人意外保險。若干保單須每年更新。

澳門保險以澳門商業銀行及其客戶名義作為受益人承保之一般保單包括醫療、個人意外、僱員賠償、汽車、財產、民事責任及金錢。若干保單須每年更新。

相關保單之保費以每月、每年或其他基礎，在期末支付。

該等保單乃由本集團安排達成，使本公司若干附屬公司(大新銀行及澳門商業銀行)遵守降低本集團資產、業務及營運所承擔風險之有關監管規定及／或為本集團客戶提供額外服務。此外，董事認為大新保險及澳門保險所提供之保險服務切實有效，而且大新保險及澳門保險分別建議之收費足可與市場內其他保險公司之收費相較。

根據新訂合作協議，協議任何一訂約方可通過向另一訂約方發出一個月之事先通知以終止協議，而無需支付罰款。

43. RELATED-PARTY TRANSACTIONS (CONTINUED)

(a) Transactions with the holding company and fellow subsidiaries (Continued)

Note: (Continued)

(vi) Insurance services provided by DSI and MIC

On 31 December 2019, the Company entered into a cooperation agreement (the "Cooperation Agreement") with DSFH for a fixed term of three years with effect from 1 January 2020 and ended on 31 December 2022 (both days inclusive). On 30 December 2022, the Company and DSFH entered into a new cooperation agreement (the "New Cooperation Agreement") for a fixed term of three years with effect from 1 January 2023 and ended on 31 December 2025 (both days inclusive).

The general insurance policies underwritten by DSI and MIC are in the name, and for the benefit, of members of the Group and their respective customers.

DSI underwrites general insurance policies in the name, and for the benefit, of members of the Group and their respective customers including policies covering vehicle, property all risks, public liability, money, electronic equipment, medical, employees' compensation and group/personal accident. Certain policies are subject to renewal annually.

MIC underwrites general insurance policies in the name, and for the benefit, of BCM and its customers including policies covering medical, personal accident, employees' compensation, vehicle, properties, civil liability and money. Certain policies are subject to renewal annually.

The premiums payable under such insurance policies are payable in arrears on a monthly, yearly or other basis, depending on the type of insurance policy.

The insurance policies are procured by the Group to enable certain of the Company's subsidiaries, namely DSB and BCM, to comply with relevant regulatory requirements in reducing risks to the Group's assets, businesses and operations and/or to provide additional services to the Group's customers. In addition, the Directors consider that the insurance services provided by DSI and MIC are effective and the fees proposed by DSI and MIC respectively are comparable to those offered by other insurance companies in the market.

Under the New Cooperation Agreement, either party to the agreement may terminate the agreement by giving one month notice in advance to the other party without having to incur a penalty.

43. 有關連人士之交易(續)

(乙) 主要管理人員

(i) 與董事及主要管理人員之重大交易及結餘

本集團向本集團主要管理人員，其近親及其或彼等近親所控制之企業提供信貸服務及收取存款。截至12月31日止年度，未償還之結餘如下：

以港幣千元位列示

	HK\$'000	2023	2022
貸款及墊款	Loans and advances	645	530
存款	Deposits	3,274	421,138
未取用之貸款承諾	Undrawn commitments	3,919	2,889
擔保	Guarantee	-	-

(ii) 主要管理人員酬金

本公司主要管理人員為董事，其報酬已包括在及呈列於附註12。

(丙) 與聯營公司及共同控制實體之交易及結餘

年內，本集團收到由聯營公司重慶銀行198,237,000港元(2022年：209,484,000港元)股息收入。於2023年12月31日，本集團並無接受由重慶銀行發出的貿易票據(2022年：無結欠)。年內，本集團取得共同控制實體之存款，而其於2023年12月31日存款結餘為113,786,000港元(2022年：226,552,000港元)。年內，本集團收到由共同控制實體20,140,000港元(2022年：21,180,000港元)股息收入。這些交易及結餘均按日常業務運作及一般商業條款按市場利率所產生。

43. RELATED-PARTY TRANSACTIONS (CONTINUED)

(b) Key management personnel

(i) Material transactions and balances with directors and key management personnel

The Group provides credit facilities to, and takes deposits from the Group's key management personnel, their close family members and entities controlled by them. For the year ended 31 December, the following balances were outstanding:

	HK\$'000	2023	2022
貸款及墊款	Loans and advances	645	530
存款	Deposits	3,274	421,138
未取用之貸款承諾	Undrawn commitments	3,919	2,889
擔保	Guarantee	-	-

(ii) Remuneration of key management personnel

Key management personnel of the Company are directors and their remunerations are included under Note 12.

(c) Transactions and balances with associate and jointly controlled entities

During the year, the Group received from BOCQ, an associate, dividend income of HK\$198,237,000 (2022: HK\$209,484,000). As at 31 December 2023, there is no outstanding balance of trade bills issued by BOCQ accepted by the Group (2022: no outstanding balance). During the year, the Group took deposits from jointly controlled entities and the balance of deposit as at 31 December 2023 was HK\$113,786,000 (2022: HK\$226,552,000). During the year, the Group received from a jointly controlled entity dividend income of HK\$20,140,000 (2022: HK\$21,180,000). The transactions and balances were provided in the ordinary course of business and on normal commercial terms and conditions and at market rates.

44. 以股份為基礎報酬計劃

本集團提供以股權支付之及以現金支付之以股份為基礎報酬計劃。有關董事之以股份為基礎報酬之細節呈列於附註12。

(甲) 以股權支付以股份為基礎報酬計劃

(甲) 以股權支付認股權計劃

本集團透過本公司之認股權計劃(「大新銀行集團計劃」)及其控股公司大新金融集團有限公司之認股權計劃(「大新金融計劃」)提供以股權支付以股份為基礎的報酬予其董事及高級行政人員。

(i) 大新銀行集團計劃

本公司股東於2014年5月27日批准採納認股權計劃。

該等認股權乃按大新銀行集團計劃內之條款及條件所授予。每份認股權之行使價乃由提名及薪酬委員會代表本公司董事會以不得寬鬆於香港交易所上市規則第17.03(9)條規定下，按不低於以下2項中之最高者作釐定：(i) 本公司股份在授予日於香港交易所買賣之收市價；及(ii) 本公司股份在緊接授予日前5個營業日於香港交易所買賣之平均收市價。

按大新銀行集團計劃自採納日起至2023年12月31日，授予以認股權如下：

授予日 Date of grant	類別 Type	歸屬期間 Vesting period	行使期 Exercise period	每股行使價(港元) Exercise price per share (HK\$)
2018年4月26日 26 April 2018	以股權支付 Equity-settled	2018年4月26日至 2023年4月26日 26 April 2018 – 26 April 2023	2019年4月26日至 2024年4月26日 26 April 2019 – 26 April 2024	18.24

44. SHARE-BASED COMPENSATION PLANS

The Group operates equity-settled and cash-settled share-based compensation plans. Details of the share-based compensation paid to directors under these plans are disclosed in Note 12.

(A) Equity-settled share-based compensation plans

(a) Equity-settled share option scheme

Pursuant to the Company's Share Option Scheme (the "DSBG Scheme") and the Share Option Scheme of its holding company, Dah Sing Financial Holdings Limited (the "DSFH Scheme"), equity-settled share-based compensation is available to directors and senior executives of the Group.

(i) DSBG Scheme

The shareholders of the Company approved the adoption of a share option scheme on 27 May 2014.

The share options were granted in accordance with the terms and conditions of the DSBG Scheme. The exercise price per option share was concluded by the Nomination and Remuneration Committee ("NRC") on behalf of the Board of DSBG on the basis no less exacting than the requirement set out in Rule 17.03(9) of the Rules Governing the Listing of Securities on the SEHK and was determined as no less than the highest of (i) the closing price of DSBG's shares traded on the SEHK on the date of grant; and (ii) the average closing price of DSBG's shares traded on the SEHK for the five business days immediately preceding the date of grant.

Share options granted under the DSBG Scheme since the date of its adoption to 31 December 2023 are as follows:

44. 以股份為基礎報酬計劃(續)

(甲) 以股權支付以股份為基礎報酬計劃(續)

(甲) 以股權支付認股權計劃(續)

(ii) 大新金融計劃

於2015年5月27日，大新金融股東批准採納認股權計劃(「大新金融計劃」)。

大新金融計劃自採納日起至2023年12月31日止，並無任何認股權根據大新金融計劃授出。

於綜合收益賬內確認之以股權支付以股份為基礎報酬之支出如下：

以港幣千元位列示

HK\$'000

以股權支付之認股權

Equity-settled options

2023

2022

55

239

以股權支付之認股權

就上述大新銀行集團計劃所授予以股權支付的認股權，其於授予日之公平值乃以三項式期權定價模型計算。

於2023年，並無任何以股權支付之認股權根據大新銀行集團計劃及大新金融集團計劃授出。

44. SHARE-BASED COMPENSATION PLANS (CONTINUED)

(A) Equity-settled share-based compensation plans (Continued)

(a) Equity-settled share option scheme (Continued)

(ii) DSFH Scheme

On 27 May 2015, the shareholders of DSFH approved the adoption of a share option scheme (the "DSFH Scheme").

No share options had been granted under the DSFH Scheme since the date of its adoption to 31 December 2023.

Equity-settled share-based compensation charged to consolidated income statement is as follows:

Equity-settled options

With respect to the equity-settled options granted under the DSBG Scheme described above, the fair value is determined by using the Trinomial Option Pricing Model at the date when the options are granted.

No equity-settled options were granted under the DSBG Scheme and DSFH Scheme in the year of 2023.

44. 以股份為基礎報酬計劃(續)

(甲) 以股權支付以股份為基礎報酬計劃(續)

(甲) 以股權支付認股權計劃(續)

以股權支付之認股權(續)

授予之認股權數目及其加權平均行使價之變動如下：

44. SHARE-BASED COMPENSATION PLANS (CONTINUED)

(A) Equity-settled share-based compensation plans (Continued)

(a) Equity-settled share option scheme (Continued)

Equity-settled options (Continued)

Movements in the number of share options granted and their related weighted average exercise prices are as follows:

		大新銀行集團計劃 DSBG Scheme				大新金融計劃 DSFH Scheme			
		2023		2022		2023		2022	
		大新銀行集團 認股權中 股份數目 Number of DSBG shares in share options granted		大新銀行集團 認股權中 股份數目 Number of DSBG shares in share options granted		大新金融 認股權中 股份數目 Number of DSFH shares in share options granted		大新金融 認股權中 股份數目 Number of DSFH shares in share options granted	
		加權平均 行使價 (港元) Weighted average exercise price (HK\$)	加權平均 行使價 (港元) Weighted average exercise price (HK\$)	加權平均 行使價 (港元) Weighted average exercise price (HK\$)	加權平均 行使價 (港元) Weighted average exercise price (HK\$)	加權平均 行使價 (港元) Weighted average exercise price (HK\$)	加權平均 行使價 (港元) Weighted average exercise price (HK\$)	加權平均 行使價 (港元) Weighted average exercise price (HK\$)	加權平均 行使價 (港元) Weighted average exercise price (HK\$)
1月1日	At 1 January	1,200,000	18.24	1,200,000	18.24	-	-	-	-
授予	Granted	-	-	-	-	-	-	-	-
已過期	Expired	-	-	-	-	-	-	-	-
已行使	Exercised	-	-	-	-	-	-	-	-
已取消/沒收	Cancelled/forfeited	-	-	-	-	-	-	-	-
12月31日	At 31 December	1,200,000	18.24	1,200,000	18.24	-	-	-	-
12月31日可行使	Exercisable at 31 December	1,200,000	18.24	960,000	18.24	-	-	-	-

本公司於2023年12月31日未行使之認股權皆已歸屬及其行使價為港元18.24港元(2022年：18.24港元)，及其於2022年之加權平均剩餘歸屬期間為0.32年。關於本集團董事及高級行政人員可適用之大新金融認股權，於2023年12月31日沒有未行使之大新金融認股權(2022年：沒有行使之認股權)。

The Company's share options outstanding as of 31 December 2023 are all vested and have an exercise price of HK\$18.24 (2022: HK\$18.24). The remaining weighted average vesting period in 2022 was 0.32 years. In respect of directors and senior executives of the Group, there is no DSFH's share option outstanding as of 31 December 2023 (2022: Nil).

44. 以股份為基礎報酬計劃(續)

(甲) 以股權支付以股份為基礎報酬計劃(續)

(乙) 股份獎勵計劃

本公司與大新金融各自採納股份獎勵計劃(分別為「大新銀行集團股份獎勵計劃」及「大新金融股份獎勵計劃」),以表揚若干僱員或董事之貢獻或價值,並激勵及獎勵彼等促進本集團長期業務目標。有關計劃詳情如下:

- (i) 兩項計劃均於2021年9月9日生效,期限為10年。
- (ii) 本公司或本集團之任何僱員或董事(包括執行董事,非執行董事及獨立非執行董事)均有資格參與此計劃。
- (iii) 董事局或其授權者有權決定歸屬日程、歸屬條件及獎勵信件列明的其他準則。
- (iv) 授出股份應通過股票市場購入,與/或通過發行新股獲得。

(1) 大新金融股份獎勵計劃

計劃設立於2021年9月9日並曾於2022年3月30日修訂。自採納日起至2023年12月31日止,授予的股份如下:

授予日 Date of grant	授予獎勵股份數目 Number of award shares granted	歸屬期間 Vesting period	每股公平值 (港元) Fair value per share (HK\$)
2022年12月6日 6 December 2022	358,100	2022年12月6日至 2027年12月6日 6 December 2022 – 6 December 2027	18.34
2023年4月3日 3 April 2023	848,782	2023年4月3日至 2026年4月3日 3 April 2023 – 3 April 2026	20.15

44. SHARE-BASED COMPENSATION PLANS (CONTINUED)

(A) Equity-settled share-based compensation plans (Continued)

(b) Share award scheme

The Company and DSFH have each established a share award scheme (hereinafter referred to as the “DSBG Share Award Scheme” and the “DSFH Share Award Scheme” respectively) as another long-term incentive plan to recognise the contribution or value of certain employees or directors and to motivate and incentivise them in furtherance of the long-term business objectives of the Group. Details of the schemes are as follows:

- (i) Both schemes were adopted on 9 September 2021 for a term of 10 years.
- (ii) Any employee or director (including executive director, non-executive director and independent non-executive director) of the Company or any other member of the Group is eligible to participate in the Scheme.
- (iii) The Board or its Delegate shall determine the vesting schedule, vesting criteria and other conditions in the Award Letter.
- (iv) The Award Shares should be acquired via on-market purchase and/or issue of new shares.

(1) DSFH Share Award Scheme

The scheme was adopted on 9 September 2021 and further amended on 30 March 2022. Award shares granted under the scheme since the date of its adoption till 31 December 2023 are as follows:

44. 以股份為基礎報酬計劃(續)

(甲) 以股權支付以股份為基礎報酬計劃(續)

(乙) 股份獎勵計劃(續)

(1) 大新金融股份獎勵計劃(續)

於綜合收益賬內確認之股份獎勵支出如下：

以港幣千元位列示 HK\$'000

股份獎勵支出 Share award expense

授予股份獎勵數目之變動如下：

44. SHARE-BASED COMPENSATION PLANS (CONTINUED)

(A) Equity-settled share-based compensation plans (Continued)

(b) Share award scheme (Continued)

(1) DSFH Share Award Scheme (Continued)

Share award expense charged to consolidated income statement is as follows:

2023 2022

14,054 209

Movements in the number of award shares granted as follows:

		大新金融股份獎勵計劃 DSFH Share Award Scheme		大新銀行集團股份獎勵計劃 DSBG Share Award Scheme	
		2023	2022	2023	2022
		大新金融 股份數目 Number of DSFH shares	大新金融 股份數目 Number of DSFH shares	大新銀行集團 股份數目 Number of DSBG shares	大新銀行集團 股份數目 Number of DSBG shares
1月1日	At 1 January	358,100	-	-	-
授予	Granted	848,782	358,100	-	-
歸屬	Vested	(70,940)	-	-	-
沒收	Forfeited	(2,920)	-	-	-
12月31日	At 31 December	1,133,022	358,100	-	-
每股之公平值	Fair value per share	HK\$19.70	HK\$18.34	-	-

44. 以股份為基礎報酬計劃(續)

(甲) 以股權支付以股份為基礎報酬計劃(續)

(乙) 股份獎勵計劃(續)

(1) 大新金融股份獎勵計劃(續)

年內股份獎勵計劃授予股份詳情：

授予日 Date of grant	授予股份獎勵數目 Number of award shares granted	每股之公平值 (港元) Fair value per share (HK\$)	歸屬期間 Vesting period	
			由 From	至 To
2023年4月3日 3 April 2023	848,782	20.15	2023年4月3日 3 April 2023	2026年4月3日 3 April 2026

股份獎勵計劃剩餘歸屬期間：

股份授予日 Shares granted in	2023年12月31日 At 31 December 2023		2022年12月31日 At 31 December 2022	
	剩餘歸屬期間 Remaining vesting period	股份數目 Number of shares	剩餘歸屬期間 Remaining vesting period	股份數目 Number of shares
2022年12月6日 6 December 2022	3.93年 3.93 years	284,240	4.93年 4.93 years	358,100
2023年4月3日 3 April 2023	2.26年 2.26 years	848,782	-	-

作為給予若干合資格員工以認可其於截至2023年12月31日止年度作出的貢獻。2023年度的表現花紅已於2024年3月28日發放予包括董事的合資格員工。本集團的若干員工及董事(「高級行政人員」)於2023年的表現花紅將按照過往年度以遞延支出方式發放，於2022年的考核年度開始，高級行政人員的部份應付遞延酬金將以股份獎勵計劃發放遞延酬金。支付2023年表現花紅予高級行政人員的安排，包括以遞延發放方式發放股份，已於2024年3月27日於大新銀行董事會及大新金融的董事會通過。給予高級行政人員作為2023年表現花紅的遞延酬金支付之授予遞延股份，若合乎發放予高級管理層的股份獎勵計劃信件內列明的歸屬條件及其他狀況，將於三年期間內分三個批次歸屬。

44. SHARE-BASED COMPENSATION PLANS (CONTINUED)

(A) Equity-settled share-based compensation plans (Continued)

(b) Share award scheme (Continued)

(1) DSFH Share Award Scheme (Continued)

Details of award shares granted during the year:

每股之公平值 (港元) Fair value per share (HK\$)	歸屬期間 Vesting period	
	由 From	至 To
20.15	2023年4月3日 3 April 2023	2026年4月3日 3 April 2026

Remaining vesting periods of award shares outstanding:

剩餘歸屬期間 Remaining vesting period	股份數目 Number of shares	2022年12月31日 At 31 December 2022	
		剩餘歸屬期間 Remaining vesting period	股份數目 Number of shares
3.93年 3.93 years	284,240	4.93年 4.93 years	358,100
2.26年 2.26 years	848,782	-	-

As a reward to eligible employees to recognise their contribution for the year ended 31 December 2023, 2023 performance bonus was advised to or paid to eligible employees including directors of the Group as of 28 March 2024. For certain employees and directors (“Senior Management”) of the Group, their 2023 performance bonus was granted in the form of deferred remuneration similar to prior years, and starting from 2022 performance year, a portion of the deferred remuneration payable to the Senior Management is in the form of deferred shares granted under the DSFH’s Share Award Scheme. The arrangement of the payment of 2023 performance bonus to Senior Management, including granting to them deferred shares, was approved by the Board of DSB and the Board of DSFH on 27 March 2024. The deferred shares granted as a portion of the deferred remuneration to the Senior Management as their 2023 performance bonus will be vested in three equal tranches over a three-year period, subject to vesting and satisfying other conditions per the bonus and share award letter given to the Senior Management.

44. 以股份為基礎報酬計劃(續)

(甲) 以股權支付以股份為基礎報酬計劃(續)

(乙) 股份獎勵計劃(續)

(2) 大新銀行集團股份獎勵計劃

截至2023年12月31日及2022年12月31日，沒有於大新銀行集團股份獎勵計劃下授出股份。

(乙) 以現金支付以股份作為基礎報酬計劃

本公司與大新金融各設立一項以現金支付以股份為基礎之獎勵權利計劃(分別為「大新銀行集團獎勵權利計劃」及「大新金融獎勵權利計劃」)，作為獎勵僱員的長期獎勵計劃。

(甲) 大新銀行集團獎勵權利計劃

該計劃設立於2018年3月20日。自採納日起至2023年12月31日止，授予之權利如下：

44. SHARE-BASED COMPENSATION PLANS (CONTINUED)

(A) Equity-settled share-based compensation plans (Continued)

(b) Share award scheme (Continued)

(2) DSBG Share Award Scheme

By the end of 31 December 2023 and 31 December 2022, no award share was granted under DSBG Share Award Scheme.

(B) Cash-settled share-based compensation plans

The Company and DSFH have each adopted a cash-settled share-based incentive option scheme (hereinafter referred to as the “DSBG Incentive Option Scheme” and the “DSFH Incentive Option Scheme” respectively) as a long-term incentive plan to incentivise employees.

(a) DSBG Incentive Option Scheme

The scheme was adopted on 20 March 2018. Incentive options granted under the scheme since the date of its adoption to 31 December 2023 are as follows:

授予日 Date of grant	類別 Type	歸屬期間 Vesting period	行使期 Exercise period	每股行使價 (港元) Exercise price per share (HK\$)
2018年4月26日 26 April 2018	以現金支付 Cash-settled	2018年4月26日至 2023年4月26日 26 April 2018 – 26 April 2023	2019年4月26日至 2024年4月26日 26 April 2019 – 26 April 2024	18.24
2019年6月5日 5 June 2019	以現金支付 Cash-settled	2019年6月5日至 2024年6月5日 5 June 2019 – 5 June 2024	2020年6月5日至 2025年6月5日 5 June 2020 – 5 June 2025	13.66
2020年7月22日 22 July 2020	以現金支付 Cash-settled	2020年7月22日至 2025年7月22日 22 July 2020 – 22 July 2025	2021年7月22日至 2026年7月22日 22 July 2021 – 22 July 2026	7.33
2020年8月28日 28 August 2020	以現金支付 Cash-settled	2020年8月28日至 2025年8月28日 28 August 2020 – 28 August 2025	2021年8月28日至 2026年8月28日 28 August 2021 – 28 August 2026	7.44
2021年10月29日 29 October 2021	以現金支付 Cash-settled	2021年10月29日至 2026年10月29日 29 October 2021 – 29 October 2026	2022年10月29日至 2027年10月29日 29 October 2022 – 29 October 2027	7.46

44. 以股份為基礎報酬計劃(續)

(乙) 以現金支付以股份作為基礎報酬計劃(續)

(乙) 大新金融獎勵權利計劃

該計劃設立於2018年3月20日。自採納日起至2023年12月31日止，授予集團僱員之權利如下：

授予日 Date of grant	類別 Type	歸屬期間 Vesting period	行使期 Exercise period	每股行使價 (港元) Exercise price per share (HK\$)
2020年9月28日	以現金支付	2020年9月28日至 2025年9月28日	2021年9月28日至 2026年9月28日	
28 September 2020	Cash-settled	28 September 2020– 28 September 2025	28 September 2021– 28 September 2026	19.89

該等權利乃按大新銀行集團及大新金融計劃內之條款及條件所授予。每份權利之行使價乃由提名及薪酬委員會代表大新銀行集團及大新金融董事會以不得寬鬆於香港交易所上市規則第17.03(9)條規定下，按不低於以下2項中之最高者作釐定：(i) 大新銀行集團／大新金融股份在授予日於香港交易所買賣之收市價；及(ii) 大新銀行集團／大新金融股份在緊接授予日前5個營業日於香港交易所買賣之平均收市價。

該計劃授予的權利，於授予日起計第1個週年分5批平均歸屬並可予以行使。在滿意表現評估因素的前提下，承授人可行使其歸屬的權利。該計劃是一項將承授人的表現與本公司或大新金融股價掛鈎的遞延現金獎勵計劃，並不會向承授人發行任何本公司及大新金融股份。

於綜合收益賬內確認之以現金支付以股份為基礎報酬之支出如下：

以港幣千元位列示

以現金支付之權利

44. SHARE-BASED COMPENSATION PLANS (CONTINUED)

(B) Cash-settled share-based compensation plans (Continued)

(b) DSFH Incentive Option Scheme

The scheme was established on 20 March 2018. Incentive options granted under the scheme since the date of its adoption to 31 December 2023 which are related to employees of the Group are as follows:

The incentive options were granted in accordance with the terms and conditions of the respective DSBG and DSFH schemes. The exercise prices per incentive option were concluded by the NRC on behalf of the respective Boards of DSBG and DSFH on the basis no less exacting than the requirement set out in Rule 17.03(9) of the Rules Governing the Listing of Securities on the SEHK and were determined as no less than the highest of (i) the closing price of DSBG's/DSFH's shares traded on the SEHK on the date of grant; and (ii) the average closing price of DSBG's/DSFH's shares traded on the SEHK for the five business days immediately preceding the date of grant.

The rights granted under the respective schemes shall be exercisable upon vesting in 5 equal tranches commencing from the first anniversary of the date of grant. Subject to the fulfilment of the vesting conditions set out in the option award letter, the grantees may exercise their vested options. No shares of the Company or DSFH will be issued to the grantees of the options under the schemes which are essentially deferred cash incentive schemes linked to the performance of the grantees and the share price of the Company and DSFH.

Cash-settled share-based compensation charged to consolidated income statement is as follows:

HK\$'000	2023	2022
Cash-settled options	-	-

44. 以股份為基礎報酬計劃(續)

(乙) 以現金支付以股份作為基礎報酬計劃(續)

以現金支付之權利

就上述大新銀行集團及大新金融獎勵權利計劃所授予集團僱員之以現金支付的權利，其於呈報日之公平值乃以三項式期權定價模型計算。於2023年並無授予以現金支付的權利。於2021年用作估算所授予之公平值之相關假定如下：

44. SHARE-BASED COMPENSATION PLANS (CONTINUED)

(B) Cash-settled share-based compensation plans (Continued)

Cash-settled options

With respect to the cash-settled options granted under the DSBG and DSFH Incentive Option Schemes which are related to employees of the Group described above, the fair value is determined by using the Trinomial Option Pricing Model at reporting date. There were no cash-settled options granted in 2023. The assumptions used to estimate the fair value of the options granted during 2021 are as follows:

**大新銀行集團
獎勵權利計劃
DSBG Incentive
Option Scheme**

授出日	2021年10月29日
Grant date	29 October 2021
於授出日大新銀行集團的股價(港元)	
Share price of DSBG as at grant date (HK\$)	7.46
行使價(港元)	
Exercise price (HK\$)	7.46
預期波幅(註(i))	
Expected volatility (Note (i))	37.22%
期權壽命(年)	
Option life (years)	6
無風險利率(註(ii))	
Risk free rate (Note (ii))	1.20%
預期股息率(註(iii))	
Expected dividend rate (Note (iii))	3.94%
期權內股票之公平值(港元)	
Fair value of a share in the option (HK\$)	2.01

註：

- (i) 假設期權於剩餘期間的預期波動率與大新銀行集團或大新金融股價的歷史波動率之間並沒有重大差異，預期波動率是通過計算大新銀行集團於授權日之前一年內股價的歷史波動率而釐定，並如上文所列示。
- (ii) 無風險利率為香港外匯基金票據於授出日時相關剩餘期限的收益率。
- (iii) 預期股息率是以授出日的歷史股息計算。

Note:

- (i) Expected volatility is determined by calculating the historical volatility of the share price of DSBG or DSFH, as appropriate, during the one year period immediately preceding the grant date and is based on the assumption that there is no material difference between the expected volatility over the time to maturity of the options and the historical volatility of the share price of DSBG, as appropriate, as set out above.
- (ii) Risk free rate is the Hong Kong Exchange Fund Notes yield of relevant time to maturity at grant date.
- (iii) Expected dividend rates are based on historical dividends at grant date.

44. 以股份為基礎報酬計劃(續)

(乙) 以現金支付以股份作為基礎報酬計劃(續)

以現金支付之權利(續)

授予集團僱員之權利數目及其加權平均行使價之變動如下：

		大新銀行集團獎勵權利計劃 DSBG Incentive Option Scheme				大新金融獎勵權利計劃 DSFH Incentive Option Scheme			
		2023		2022		2023		2022	
		授予可購買 大新銀行 集團認股權 中股份數目 Number of DSBG shares in options granted	加權平均 行使價 (港元) Weighted average price (HK\$)	授予可購買 大新銀行 集團認股權 中股份數目 Number of DSBG shares in options granted	加權平均 行使價 (港元) Weighted average price (HK\$)	授予可購買 大新金融 認股權 中股份數目 Number of DSFH shares in options granted	加權平均 行使價 (港元) Weighted average price (HK\$)	授予可購買 大新金融 認股權 中股份數目 Number of DSFH shares in options granted	加權平均 行使價 (港元) Weighted average price (HK\$)
1月1日	At 1 January	14,250,000	12.31	14,750,000	12.23	400,000	19.89	400,000	19.89
授予	Granted	-	-	-	-	-	-	-	-
已過期	Expired	-	-	-	-	-	-	-	-
已行使	Exercised	-	-	-	-	-	-	-	-
已取消/沒收	Cancelled/forfeited	(700,000)	10.62	(500,000)	9.93	-	-	-	-
12月31日	At 31 December	13,550,000	12.39	14,250,000	12.31	400,000	19.89	400,000	19.89
12月31日可行使	Exercisable at 31 December	10,440,000	13.48	8,070,000	13.80	240,000	19.89	160,000	19.89

就已授予之以現金支付之權利，本集團於呈報日參考期權公平值的已入賬負債為12,000,000港元(2022年：12,000,000港元)。

關於本集團董事及高級行政人員可適用之大新銀行集團及大新金融權利，於2023年12月31日未行使之以現金支付之權利的行使價分別為介乎7.33港元至18.24港元(2022年：7.33港元至18.24港元)及19.89港元(2022年：19.89港元)，及其加權平均剩餘歸屬期分別為0.83年(2022年：1.62年)及1.44年(2022年：2.33年)。

44. SHARE-BASED COMPENSATION PLANS (CONTINUED)

(B) Cash-settled share-based compensation plans (Continued)

Cash-settled options (Continued)

Movements in the number of options granted to employees of the Group and their related weighted average exercise prices are as follows:

In relation to the cash-settled options granted, the Group has recorded liabilities of HK\$12,000,000 (2022: HK\$12,000,000) with reference to the fair value of the options at the reporting date.

As at 31 December 2023, the outstanding cash-settled options under the DSBG and the DSFH Incentive Option Schemes related to directors and senior executives of the Group have exercise price in the range of HK\$7.33 to HK\$18.24 (2022: HK\$7.33 to HK\$18.24) and at HK\$19.89 (2022: HK\$19.89) respectively, and a weighted average remaining vesting period of 0.83 years (2022: 1.62 years) and 1.44 years (2022: 2.33 years) respectively.

45. 金融資產與負債的對銷

倘若有法律上強制性執行的權利可對銷金融資產及負債之已確認金額，以及有意以淨額基準對其結算或同時變現資產及清償負債，則可將金融資產及負債相互對銷。

(甲) 依淨額結算協議處理並已在綜合財務狀況表內對銷之金融資產及負債

本集團通過在香港中央結算有限公司(「香港中央結算」)開設之賬戶為客戶進行股票買賣交易。

本集團於呈列應收及應付香港中央結算之金額時已抵銷對香港中央結算之應收款項總額及應付款項總額。於2023年12月31日，該淨額為應收款項及包含於附註30中之「應收款項及預付項目」賬項內，及於2022年12月31日，該淨額為應付款項及包含於「其他賬目及預提」賬項內。抵銷之金額載於下文。

以港幣千元位列示

	HK\$'000	2023	2022
應收香港中央結算之款項總額	Gross amount of accounts receivable from HKSCC	146,241	9,253
應付香港中央結算之款項總額	Gross amount of accounts payable to HKSCC	(13)	(69,208)
應收/(應付)香港中央結算淨額	Net amount due from/(to) HKSCC	146,228	(59,955)

(乙) 受淨額結算安排但沒有在綜合財務狀況表內對銷之金融資產及負債

總體淨額結算安排

本集團會盡可能與交易對手訂立總體淨額結算安排，以減低信貸風險。淨額結算協議規定，一旦出現違約事件，所有涉及交易對手之未完成交易均會終止，而所有結欠款項將拼合按淨額結算。如非發生違約事件，所有與對手之交易會以總額結算及一般不會在綜合財務狀況表中對銷資產及負債。

45. OFFSETTING FINANCIAL ASSETS AND FINANCIAL LIABILITIES

Financial assets and liabilities are presented net when there is a legally enforceable right to offset the recognised amounts and there is an intention to settle them on a net basis, or realise the asset and settle the liability simultaneously.

(a) Financial assets and liabilities subject to netting agreement and offset on the consolidated statement of financial position

The Group maintains an account with the Hong Kong Securities Clearing Company Limited (“HKSCC”) through which it conducts securities trading transactions for its customers.

In presenting the amounts due from and to HKSCC, the Group has offset the gross amount of the accounts receivable from and the gross amount of the accounts payable to HKSCC. As at 31 December 2023, the net amount was a receivable and was included in “Accounts receivable and prepayments” in Note 30, and as at 31 December 2022, the net amount was a payable and was included in “Other accounts and accruals”. The amounts offset are shown below.

	HK\$'000	2023	2022
應收香港中央結算之款項總額	Gross amount of accounts receivable from HKSCC	146,241	9,253
應付香港中央結算之款項總額	Gross amount of accounts payable to HKSCC	(13)	(69,208)
應收/(應付)香港中央結算淨額	Net amount due from/(to) HKSCC	146,228	(59,955)

(b) Financial assets and liabilities subject to netting agreement but not offset on the consolidated statement of financial position

Master netting arrangements

To mitigate credit risks, the Group enters into master netting arrangements with counterparties whenever possible. Netting agreements provide that, if an event of default occurs, all outstanding transactions with the counterparty will be terminated and all amounts outstanding will be settled on a net basis. Except for the event of default, all outstanding transactions with the counterparty are settled on a gross basis and generally do not result in offsetting the assets and liabilities in the consolidated statement of financial position.

45. 金融資產與負債的對銷(續)

(乙) 受淨額結算安排但沒有在綜合財務狀況表內對銷之金融資產及負債(續)

總體淨額結算安排(續)

下表列示受對銷、具法律效力之總體淨額結算安排及類同協議所約束的金融工具詳情。

45. OFFSETTING FINANCIAL ASSETS AND FINANCIAL LIABILITIES (CONTINUED)

(b) Financial assets and liabilities subject to netting agreement but not offset on the consolidated statement of financial position (Continued)

Master netting arrangements (Continued)

The following tables present details of financial instruments subject to offsetting, enforceable master netting arrangements and similar agreements.

		於綜合財務 狀況表內 對銷之已確認 金融負債總額 Gross amounts of recognised financial liabilities set off in the amounts of recognised financial assets position	於綜合財務 狀況表內 列示之金融 資產淨額 Net amounts of financial assets presented in the consolidated statement of financial position	並無在綜合財務狀況表內 對銷之相關金額 Related amounts not set off in the consolidated statement of financial position		不涉及可依法 強制執行 之淨額 計算協議 之金額 Amounts not subject to enforceable netting agreements		合計 Total
2023年12月31日 以港幣千元位列示	At 31 December 2023 HK\$'000			金融工具 (包括非現金 抵押品) Financial instruments (including non-cash collateral)	已收 現金抵押 Collateral received	淨額 Net amount		
金融資產	Financial assets							
衍生金融工具	Derivative financial instruments	3,324,635	-	(797,336)	(1,493,009)	1,034,290	241,514	3,566,149

		於綜合財務 狀況表內 對銷之已確認 金融資產總額 Gross amounts of recognised financial assets set off in the amounts of recognised financial liabilities position	於綜合財務 狀況表內 列示之金融 負債淨額 Net amounts of financial liabilities presented in the consolidated statement of financial position	並無在綜合財務狀況表內 對銷之相關金額 Related amounts not set off in the consolidated statement of financial position		不涉及可依法 強制執行之 淨額計算 協議之金額 Amounts not subject to enforceable netting agreements		合計 Total
2023年12月31日 以港幣千元位列示	At 31 December 2023 HK\$'000			金融工具 (包括非現金 抵押品) Financial instruments (including non-cash collateral)	已質押 現金抵押 Cash collateral placed out	淨額 Net amount		
金融負債	Financial liabilities							
銀行存款	Deposits from banks	1,849,838	-	(1,849,838)	-	-	635,206	2,485,044
衍生金融工具	Derivative financial instruments	1,086,501	-	(797,336)	(228,572)	60,593	192,918	1,279,419
持作交易用途的負債	Trading liabilities	99,853	-	(99,853)	-	-	-	99,853
其他賬目及預提	Other accounts and accruals	447,377	-	(447,377)	-	-	7,573,277	8,020,654

45. 金融資產與負債的對銷(續)

(乙) 受淨額結算安排但沒有在綜合財務狀況表內對銷之金融資產及負債(續)

總體淨額結算安排(續)

		於綜合財務狀況表內對銷之已確認金融負債總額		於綜合財務狀況表內對銷之已確認金融資產總額		並無在綜合財務狀況表內對銷之相關金額			
		Gross amounts of recognised financial liabilities	set off in the consolidated financial position	Net amounts of financial assets presented in the consolidated financial position	Financial instruments (including non-cash collateral)	已收現金抵押	淨額	不涉及可依法強制執行之淨額計算協議之金額	合計
2022年12月31日	At 31 December 2022	financial liabilities	of financial position	of financial position	non-cash collateral	Cash collateral received	Net amount	netting agreements	Total
以港幣千元位列示	HK\$'000	assets	position	position	collateral	received			
金融資產	Financial assets								
衍生金融工具	Derivative financial instruments	3,732,908	-	3,732,908	(730,160)	(2,002,713)	1,000,035	168,328	3,901,236
		Gross amounts of recognised financial liabilities	set off in the consolidated financial position	Net amounts of financial liabilities presented in the consolidated financial position	Financial instruments (including non-cash collateral)	已質押現金抵押	淨額	不涉及可依法強制執行之淨額計算協議之金額	合計
2022年12月31日	At 31 December 2022	financial liabilities	of financial position	of financial position	non-cash collateral	Cash collateral placed out	Net amount	netting agreements	Total
以港幣千元位列示	HK\$'000	liabilities	position	position	collateral	placed out			
金融負債	Financial liabilities								
銀行存款	Deposits from banks	1,245,724	-	1,245,724	(1,245,724)	-	-	2,866,769	4,112,493
衍生金融工具	Derivative financial instruments	873,366	-	873,366	(730,160)	(102,009)	41,197	124,271	997,637
持作交易用途的負債	Trading liabilities	730,491	-	730,491	(730,491)	-	-	-	730,491
其他賬目及預提	Other accounts and accruals	700,345	-	700,345	(700,345)	-	-	7,173,605	7,873,950

45. OFFSETTING FINANCIAL ASSETS AND FINANCIAL LIABILITIES (CONTINUED)

(b) Financial assets and liabilities subject to netting agreement but not offset on the consolidated statement of financial position (Continued)

Master netting arrangements (Continued)

下列為有關本集團之資料作為綜合財務報表之部份附加資料，但並非經審計綜合財務報表之一部份。

The following information relates to the Group and is disclosed as part of the accompanying information to the consolidated financial statements and does not form part of the audited consolidated financial statements.

1. 資本充足比率

1. CAPITAL ADEQUACY RATIO

	2023年 12月31日 As at 31 December 2023	2022年 12月31日 As at 31 December 2022
資本充足比率		
– 普通股權一級	16.2%	15.2%
– 一級	16.9%	15.9%
– 整體	21.2%	19.3%

2023年12月31日及2022年12月31日之資本充足比率乃大新銀行的綜合狀況(包括澳門商業銀行及大新銀行(中國))根據《銀行業(資本)規則》的巴塞爾協定III基礎所計算。該資本充足比率的計算已考慮到市場風險和操作風險。

The capital adequacy ratio as at 31 December 2023 and 31 December 2022 represents the consolidated position of DSB (covering BCM and DSB China) computed on Basel III basis in accordance with the Banking (Capital) Rules. This capital adequacy ratio takes into account market risk and operational risk.

根據香港銀行業條例，大新銀行為香港註冊銀行須遵守資本充足比率最低要求。澳門商業銀行須遵守有關澳門銀行業監管的規定及大新銀行(中國)須遵守有關中國銀行業監管的規定。

DSB as a locally incorporated bank in Hong Kong is subject to the minimum capital adequacy ratio requirement under the Hong Kong Banking Ordinance. BCM is subject to Macau banking regulations and DSB China is subject to the Mainland banking regulations.

2. 槓桿比率

2. LEVERAGE RATIO

		2023年 12月31日 As at 31 December 2023	2022年 12月31日 As at 31 December 2022
槓桿比率	Leverage ratio	11.2%	10.6%

上述乃大新銀行之綜合狀況之比率及按資本充足比率之相同綜合基礎計算。

The above ratios represent the consolidated position of DSB and are computed on the same consolidated basis as the capital adequacy ratio.

3. 流動性維持比率

3. LIQUIDITY MAINTENANCE RATIO

		2023	2022
流動性維持比率	Liquidity maintenance ratio	64.0%	50.4%

流動性維持比率乃大新銀行(包括澳門商業銀行及大新銀行(中國))於財政年度每個曆月的平均綜合流動性維持比率的簡單平均數。流動性維持比率乃根據《銀行業(流動性)規則》計算。

The LMR is calculated as the simple average of each calendar month's average consolidated LMR of DSB (covering BCM and DSB China) for the financial year. The LMR is computed in accordance with the Banking (Liquidity) Rules.

大新銀行為香港註冊銀行須根據香港銀行業條例遵守流動性資金要求。澳門商業銀行須遵守有關澳門銀行業監管的規定及大新銀行(中國)須遵守有關中國銀行業監管的規定。

DSB as a locally incorporated bank in Hong Kong is subject to the liquidity requirement under the Hong Kong Banking Ordinance. BCM is subject to Macau banking regulations and DSB China is subject to the Mainland banking regulations.

4. 外匯風險

下列為在2023年12月31日之美元和其它個別貨幣之外匯淨額(有關之外匯淨額超逾所有外匯淨額10%)，及其相應之比較額。

於2023年12月31日及2022年12月31日，本集團並無任何結構性外幣持盤淨額。期權倉淨額乃根據所有外匯期權合約之得爾塔加權持倉為基礎計算。

4. CURRENCY CONCENTRATIONS

The following sets out the net foreign exchange position in USD and other individual currency that constitutes more than 10% of the total net position in all foreign currencies as at 31 December 2023 and the corresponding comparative balances.

The Group did not have any structural foreign exchange position as at 31 December 2023 and 2022. The net position is calculated in the basis of the delta-weighted position of all foreign currency option contracts.

2023年12月31日 相等於百萬港元	At 31 December 2023 Equivalent in HK\$ millions	美元	歐元	人民幣	澳門幣	其他外幣	外幣合計
		US dollars	Euro	Renminbi	Macau Pataca	Other foreign currencies	Total foreign currencies
現貨資產	Spot assets	80,496	1,054	16,286	10,028	10,091	117,955
現貨負債	Spot liabilities	(56,183)	(1,580)	(15,414)	(10,625)	(7,521)	(91,323)
遠期買入	Forward purchases	87,748	2,429	31,383	-	19,741	141,301
遠期賣出	Forward sales	(110,039)	(1,577)	(32,820)	-	(22,389)	(166,825)
期權淨額	Net options position	(420)	(34)	532	-	3	81
長/(短)盤淨額	Net long/(short) position	1,602	292	(33)	(597)	(75)	1,189

2022年12月31日 相等於百萬港元	At 31 December 2022 Equivalent in HK\$ millions	美元	人民幣	澳門幣	其他外幣	外幣合計
		US dollars	Renminbi	Macau Pataca	Other foreign currencies	Total foreign currencies
現貨資產	Spot assets	72,101	16,890	9,502	9,356	107,849
現貨負債	Spot liabilities	(55,594)	(15,503)	(10,912)	(10,016)	(92,025)
遠期買入	Forward purchases	41,010	5,859	-	16,671	63,540
遠期賣出	Forward sales	(56,946)	(6,958)	-	(16,027)	(79,931)
期權淨額	Net options position	33	3	-	(17)	19
長/(短)盤淨額	Net long/(short) position	604	291	(1,410)	(33)	(548)

5. 債權及餘額之額外分析

(甲) 按行業分類之客戶貸款及墊款總額(以貸款用途分類及以受抵押品保障的百分比分析)

5. ADDITIONAL ANALYSIS ON CLAIMS AND EXPOSURES

(a) Gross loans and advances to customers by industry sector classified according to the usage of loans and analysed by percentage covered by collateral

		2023年12月31日 At 31 December 2023		2022年12月31日 At 31 December 2022	
		未償還結餘 Outstanding balance	貸款及墊款總額 受抵押品保障 之百分比 % of gross loans and advances covered by collateral	未償還結餘 Outstanding balance	貸款及墊款總額 受抵押品保障 之百分比 % of gross loans and advances covered by collateral
以港幣千元位列示	HK\$'000				
在香港使用的貸款	Loans for use in Hong Kong				
工商金融	Industrial, commercial and financial				
– 物業發展	– Property development	6,908,262	60.1	5,194,440	63.5
– 物業投資	– Property investment	23,767,506	91.4	21,406,840	88.0
– 金融企業	– Financial concerns	3,607,794	14.0	2,564,573	16.0
– 股票經紀	– Stockbrokers	1,240,252	46.9	842,926	56.9
– 批發與零售業	– Wholesale and retail trade	4,791,670	88.5	4,825,599	92.7
– 製造業	– Manufacturing	1,684,066	67.7	1,954,317	44.5
– 運輸及運輸設備	– Transport and transport equipment	2,662,549	80.8	2,247,726	78.2
– 康樂活動	– Recreational activities	62,840	99.1	79,708	99.8
– 資訊科技	– Information technology	29,760	50.8	22,048	59.8
– 其他	– Others	6,062,815	75.7	6,054,928	80.1
		50,817,514	77.1	45,193,105	77.6
個人	Individuals				
– 購買「居者有其屋計劃」、 「私人參建居屋計劃」及 「租者置其屋計劃」 樓宇貸款	– Loans for the purchase of flats in Home Ownership Scheme, Private Sector Participation Scheme and Tenants Purchase Scheme	467,752	99.3	484,470	99.7
– 購買其他住宅物業貸款	– Loans for the purchase of other residential properties	34,954,353	99.9	33,911,826	100.0
– 信用卡貸款	– Credit card advances	3,841,087	-	3,674,222	-
– 其他	– Others	13,530,504	50.4	12,181,304	45.0
		52,793,696	79.9	50,251,822	79.3
在香港使用的貸款	Loans for use in Hong Kong	103,611,210	78.5	95,444,927	78.5
貿易融資(註(1))	Trade finance (Note (1))	5,624,799	73.1	5,752,611	72.5
在香港以外使用的貸款(註(2))	Loans for use outside Hong Kong (Note (2))	33,813,467	56.8	35,332,697	61.4
		143,049,476	73.2	136,530,235	73.8

註：

- (1) 上述列示之貿易融資為參考香港金管局發出之相關指引而分類為香港進口、出口和轉口的融資，以及商品貿易融資等之貸款。
- (2) 「在香港以外使用的貸款」包括授予香港客戶但在香港以外使用之貸款。

Note:

- (1) Trade finance shown above represents loans covering finance of imports to Hong Kong, exports and re-exports from Hong Kong and merchandising trade classified with reference to the relevant guidelines issued by the HKMA.
- (2) Loans for use outside Hong Kong include loans extended to customers located in Hong Kong with the finance used outside Hong Kong.

5. 債權及餘額之額外分析(續)

(甲) 按行業分類之客戶貸款及墊款總額(以貸款用途分類及以受抵押品保障的百分比分析)(續)

上述分析中各構成客戶貸款及墊款總額10%或以上的行業，其應佔減值貸款額、逾期貸款額、階段3、及階段1及階段2減值準備如下：

5. ADDITIONAL ANALYSIS ON CLAIMS AND EXPOSURES (CONTINUED)

(a) Gross loans and advances to customers by industry sector classified according to the usage of loans and analysed by percentage covered by collateral (Continued)

For each industry sector reported above with loan balance constituting 10% or more of the total balance of loans and advances to customers, the attributable amount of impaired loans, overdue loans, Stage 3, and Stage 1 and Stage 2 impairment allowances are as follows:

2023年12月31日 以港幣千元位列示	At 31 December 2023 HK\$'000	未償還結餘 Outstanding balance	減值貸款 (階段3) Impaired loans (Stage 3)	貸款及 墊款總額 逾期未償還 超過3個月 Gross loans and advances overdue for over 3 months	階段3 減值準備 Stage 3 impairment allowances	階段1及 階段2 減值準備 Stage 1 and Stage 2 impairment allowances
在香港使用的貸款	Loans for use in Hong Kong					
工商金融 — 物業投資	Industrial, commercial and financial – Property investment	23,767,506	470,739	546,729	31,720	64,506
個人 — 購買其他住宅物業貸款	Individuals – Loans for the purchase of other residential properties	34,954,353	170,938	179,532	31,933	27,440
在香港以外使用的貸款	Loans for use outside Hong Kong	33,813,467	1,269,535	995,898	147,671	149,084
2022年12月31日 以港幣千元位列示	At 31 December 2022 HK\$'000					
在香港使用的貸款	Loans for use in Hong Kong					
工商金融 — 物業投資	Industrial, commercial and financial – Property investment	21,406,840	34,299	92,035	2,095	138,453
個人 — 購買其他住宅物業貸款	Individuals – Loans for the purchase of other residential properties	33,911,826	81,842	92,156	11,350	24,518
在香港以外使用的貸款	Loans for use outside Hong Kong	35,332,697	1,685,840	1,413,348	618,858	261,878

5. 債權及餘額之額外分析(續)

(乙) 對中國大陸業務的餘額

根據香港金管局《銀行業(披露)規則》，以下對中國大陸業務的餘額之分析乃參照香港金管局對中國大陸業務申報表中所列之非銀行類交易對手類別及直接貸款總額種類以分類，其中只包括大新銀行及其內地銀行附屬公司授予之中國大陸業務的餘額。

5. ADDITIONAL ANALYSIS ON CLAIMS AND EXPOSURES (CONTINUED)

(b) Mainland activities exposures

The analysis of Mainland activities exposures is based on the categories of non-bank counterparties and the type of direct exposures defined by the HKMA under the Banking (Disclosure) Rules with reference to the HKMA Return of Mainland Activities, which includes the Mainland activities exposures extended by DSB and its Mainland subsidiary bank only.

2023年 以港幣千元位列示	2023 HK\$'000	資產負債表內的餘額 On-balance sheet exposure	資產負債表外的餘額 Off-balance sheet exposure	總餘額 Total exposures
1. 中央政府，中央政府擁有的機構及其附屬公司和合營公司(「合營公司」)	1. Central government, central government-owned entities and their subsidiaries and joint ventures (“JVs”)	5,335,030	-	5,335,030
2. 地方政府，地方政府擁有的機構及其附屬公司和合營公司	2. Local governments, local government-owned entities and their subsidiaries and JVs	767,841	599,965	1,367,806
3. 居住在中國內地之國民或在中國內地成立的其他機構及其附屬公司和合營公司	3. PRC nationals residing in Mainland China or other entities incorporated in Mainland China and their subsidiaries and JVs	9,281,772	1,578,580	10,860,352
4. 未有在上述第一項呈報之中央政府的其他機構	4. Other entities of central government not reported in item 1 above	4,812,981	69,574	4,882,555
5. 未有在上述第二項呈報之地方政府的其他機構	5. Other entities of local governments not reported in item 2 above	760,676	135,329	896,005
6. 居住在中國內地以外之國民或在中國內地以外成立的機構，而涉及的貸款於中國內地使用	6. PRC nationals residing outside Mainland China or entities incorporated outside Mainland China where the credits are granted for use in Mainland China	9,777,277	274,183	10,051,460
7. 其他交易對手，其餘額被視作對中國大陸非銀行類客戶的餘額	7. Other counterparties where the exposures are considered to be non-bank Mainland China exposures	475,299	344	475,643
		31,210,876	2,657,975	33,868,851
大新銀行及其內地銀行附屬公司之扣除撥備後之資產合計	Total assets of DSB and its Mainland subsidiary bank after provision	242,059,031		
資產負債表內的餘額佔資產合計百分比	On-balance sheet exposures as percentage of total assets	12.89%		

註：上述呈報餘額包括客戶貸款總額及其他對客戶索償之金額。

Note: The balances of exposures reported above include gross advances and other balances of claims on the customers.

5. 債權及餘額之額外分析(續)

(乙) 對中國大陸業務的餘額(續)

2022年 以港幣千元位列示	2022 HK\$'000	資產負債表內 的餘額 On-balance sheet exposure	資產負債表外 的餘額 Off-balance sheet exposure	總餘額 Total exposures
1. 中央政府，中央政府擁有的機構及其附屬公司和合營公司	1. Central government, central government-owned entities and their subsidiaries and JVs	7,328,050	106,667	7,434,717
2. 地方政府，地方政府擁有的機構及其附屬公司和合營公司	2. Local governments, local government-owned entities and their subsidiaries and JVs	631,492	592,303	1,223,795
3. 居住在中國內地之國民或在中國內地成立的其他機構及其附屬公司和合營公司	3. PRC nationals residing in Mainland China or other entities incorporated in Mainland China and their subsidiaries and JVs	10,500,933	1,932,334	12,433,267
4. 未有在上述第一項呈報之中央政府的其他機構	4. Other entities of central government not reported in item 1 above	3,753,802	71,984	3,825,786
5. 未有在上述第二項呈報之地方政府的其他機構	5. Other entities of local governments not reported in item 2 above	943,649	170,022	1,113,671
6. 居住在中國內地以外之國民或在中國內地以外成立的機構，而涉及的貸款於中國內地使用	6. PRC nationals residing outside Mainland China or entities incorporated outside Mainland China where the credits are granted for use in Mainland China	11,535,421	593,574	12,128,995
7. 其他交易對手，其餘額被視作對中國大陸非銀行類客戶的餘額	7. Other counterparties where the exposures are considered to be non-bank Mainland China exposures	440,041	-	440,041
		<u>35,133,388</u>	<u>3,466,884</u>	<u>38,600,272</u>
大新銀行及其內地銀行附屬公司之扣除撥備後之資產合計	Total assets of DSB and its Mainland subsidiary bank after provision	<u>237,109,784</u>		
資產負債表內的餘額佔資產合計百分比	On-balance sheet exposures as percentage of total assets	<u>14.82%</u>		

5. ADDITIONAL ANALYSIS ON CLAIMS AND EXPOSURES (CONTINUED)

(b) Mainland activities exposures (Continued)

2022年 以港幣千元位列示	2022 HK\$'000	資產負債表內 的餘額 On-balance sheet exposure	資產負債表外 的餘額 Off-balance sheet exposure	總餘額 Total exposures
1. 中央政府，中央政府擁有的機構及其附屬公司和合營公司	1. Central government, central government-owned entities and their subsidiaries and JVs	7,328,050	106,667	7,434,717
2. 地方政府，地方政府擁有的機構及其附屬公司和合營公司	2. Local governments, local government-owned entities and their subsidiaries and JVs	631,492	592,303	1,223,795
3. 居住在中國內地之國民或在中國內地成立的其他機構及其附屬公司和合營公司	3. PRC nationals residing in Mainland China or other entities incorporated in Mainland China and their subsidiaries and JVs	10,500,933	1,932,334	12,433,267
4. 未有在上述第一項呈報之中央政府的其他機構	4. Other entities of central government not reported in item 1 above	3,753,802	71,984	3,825,786
5. 未有在上述第二項呈報之地方政府的其他機構	5. Other entities of local governments not reported in item 2 above	943,649	170,022	1,113,671
6. 居住在中國內地以外之國民或在中國內地以外成立的機構，而涉及的貸款於中國內地使用	6. PRC nationals residing outside Mainland China or entities incorporated outside Mainland China where the credits are granted for use in Mainland China	11,535,421	593,574	12,128,995
7. 其他交易對手，其餘額被視作對中國大陸非銀行類客戶的餘額	7. Other counterparties where the exposures are considered to be non-bank Mainland China exposures	440,041	-	440,041
		<u>35,133,388</u>	<u>3,466,884</u>	<u>38,600,272</u>
大新銀行及其內地銀行附屬公司之扣除撥備後之資產合計	Total assets of DSB and its Mainland subsidiary bank after provision	<u>237,109,784</u>		
資產負債表內的餘額佔資產合計百分比	On-balance sheet exposures as percentage of total assets	<u>14.82%</u>		

5. 債權及餘額之額外分析(續)

(丙) 按區域分析之客戶貸款及墊款總額及逾期貸款

客戶貸款及墊款之區域分析乃根據已考慮風險轉移後之交易對手所在地分類。一般而言，當貸款的擔保方位處與交易對手不同之區域時，風險將被轉移。

下表為客戶貸款及墊款總額、減值客戶貸款及墊款(階段3)、逾期客戶貸款及墊款、階段3、及階段1及階段2減值準備按區域分析。

5. ADDITIONAL ANALYSIS ON CLAIMS AND EXPOSURES (CONTINUED)

(c) Analysis of gross loans and advances to customers and overdue loans by geographical area

Loans and advances to customers by geographical area are classified according to the location of the counterparties after taking into account the transfer of risk. In general, risk transfer applies when an advance is guaranteed by a party located in an area which is different from that of the counterparty.

The following table analyses gross loans and advances to customers, impaired loans and advances to customers (Stage 3), overdue loans and advances to customers, Stage 3, and Stage 1 and Stage 2 impairment allowances by geographical area.

		減值客戶 貸款及墊款 (階段3)	逾期客戶 貸款及墊款	階段3 減值準備	階段1 及階段2 減值準備
		Impaired loans and advances to customers (Stage 3)	Overdue loans and advances to customers	Stage 3 impairment allowances	Stage 1 and Stage 2 impairment allowances
2023年12月31日	At 31 December 2023				
以港幣千元位列示	HK\$'000				
香港	Hong Kong	119,759,434	1,771,878	422,162	552,353
中國內地	Mainland China	7,546,867	205,675	27,347	46,698
澳門	Macau	14,012,453	185,656	35,746	19,272
其他	Others	1,730,722	4,380	-	9,678
		143,049,476	2,167,589	485,255	628,001
		減值客戶 貸款及墊款 (階段3)	逾期客戶 貸款及墊款	階段3 減值準備	階段1 及階段2 減值準備
		Impaired loans and advances to customers (Stage 3)	Overdue loans and advances to customers	Stage 3 impairment allowances	Stage 1 and Stage 2 impairment allowances
2022年12月31日	At 31 December 2022				
以港幣千元位列示	HK\$'000				
香港	Hong Kong	115,359,550	1,084,661	538,724	682,729
中國內地	Mainland China	6,387,927	525,772	259,363	36,674
澳門	Macau	13,466,251	244,911	88,966	20,320
其他	Others	1,316,507	-	-	9,626
		136,530,235	1,855,344	887,053	749,349

5. 債權及餘額之額外分析(續)

(丁) 國際債權

國際債權資料是在考慮風險的轉移後，根據交易對手的所在地而披露對外地交易對手最終面對的風險。一般而言，若交易對手的債權是由在不同國家的另一方擔保，或履行債權是一間銀行的海外分行，而其總部是處於不同的國家，才會確認風險由一國家轉移至另一國家。經計及任何認可之風險轉移後，只有構成國際債權總額10%或以上之區域方作出披露。

5. ADDITIONAL ANALYSIS ON CLAIMS AND EXPOSURES (CONTINUED)

(d) International claims

The information of international claims discloses exposures to foreign counterparties on which the ultimate risk lies, and is derived according to the location of the counterparties after taking into account any transfer of risk. In general, transfer of risk from one country to another is recognised if the claims against a counterparty are guaranteed by another party in a different country or if the claims are on an overseas branch of a bank whose head office is located in a different country. Only regions constituting 10% or more of the aggregate international claims after taking into account any recognised risk transfer are disclosed.

2023年12月31日 百萬港元	At 31 December 2023 In millions of HK\$	非銀行私人機構 Non-bank private sector				債權總額 Total claims
		銀行 Banks	官方機構 Official sector	非銀行 金融機構 Non-bank financial institutions	非金融 私人機構 Non- financial private sector	
離岸中心	Offshore centres	5,913	8,819	7,129	158,640	180,501
—其中：香港	— of which: Hong Kong	5,197	7,109	6,728	142,097	161,131
發展中亞太區	Developing Asia and Pacific	25,060	1,271	3,173	16,882	46,386
—其中：中國內地	— of which: Mainland China	15,920	1,100	3,016	11,550	31,586

2022年12月31日 百萬港元	At 31 December 2022 In millions of HK\$	非銀行私人機構 Non-bank private sector				債權總額 Total claims
		銀行 Banks	官方機構 Official sector	非銀行 金融機構 Non-bank financial institutions	非金融 私人機構 Non- financial private sector	
離岸中心	Offshore centres	6,660	8,643	5,483	152,869	173,655
—其中：香港	— of which: Hong Kong	5,822	7,398	5,399	137,402	156,021
發展中亞太區	Developing Asia and Pacific	27,231	1,094	1,375	17,580	47,280
—其中：中國內地	— of which: Mainland China	19,734	949	1,106	12,901	34,690

致大新銀行集團有限公司股東
(於香港註冊成立的有限公司)

意見

我們已審計的內容

大新銀行集團有限公司(以下簡稱「貴公司」)及其附屬公司(以下統稱「貴集團」)列載於第113至320頁的綜合財務報表，包括：

- 於2023年12月31日的綜合財務狀況表；
- 截至該日止年度的綜合收益表；
- 截至該日止年度的綜合全面收益表；
- 截至該日止年度的綜合權益變動表；
- 截至該日止年度的綜合現金流量結算表；及
- 綜合財務報表附註，包括重大會計政策信息及其他解釋信息。

我們的意見

我們認為，該等綜合財務報表已根據香港會計師公會頒布的《香港財務報告準則》真實而中肯地反映了貴集團於2023年12月31日的綜合財務狀況及其截至該日止年度的綜合財務表現及綜合現金流量，並已遵照香港《公司條例》妥為擬備。

TO THE SHAREHOLDERS OF DAH SING BANKING GROUP LIMITED
(Incorporated in Hong Kong with limited liability)

OPINION

What we have audited

The consolidated financial statements of Dah Sing Banking Group Limited (the “Company”) and its subsidiaries (the “Group”), which are set out on pages 113 to 320, comprise:

- the consolidated statement of financial position as at 31 December 2023;
- the consolidated income statement for the year then ended;
- the consolidated statement of comprehensive income for the year then ended;
- the consolidated statement of changes in equity for the year then ended;
- the consolidated statement of cash flows for the year then ended; and
- the notes to the consolidated financial statements, comprising material accounting policy information and other explanatory information.

Our opinion

In our opinion, the consolidated financial statements give a true and fair view of the consolidated financial position of the Group as at 31 December 2023, and of its consolidated financial performance and its consolidated cash flows for the year then ended in accordance with Hong Kong Financial Reporting Standards (“HKFRSs”) issued by the Hong Kong Institute of Certified Public Accountants (“HKICPA”) and have been properly prepared in compliance with the Hong Kong Companies Ordinance.

意見的基礎

我們已根據香港會計師公會頒布的《香港審計準則》進行審計。我們在該等準則下承擔的責任已在本報告「核數師就審計綜合財務報表承擔的責任」部分中作進一步闡述。

我們相信，我們所獲得的審計憑證能充足及適當地為我們的審計意見提供基礎。

獨立性

根據香港會計師公會頒布的《專業會計師道德守則》(以下簡稱「守則」)，我們獨立於 貴集團，並已履行守則中的其他專業道德責任。

關鍵審計事項

關鍵審計事項是根據我們的專業判斷，認為對本期綜合財務報表的審計最為重要的事項。這些事項是在我們審計整體綜合財務報表及出具意見時進行處理的。我們不會對這些事項提供單獨的意見。

我們在審計中識別的關鍵審計事項概述如下：

- 客戶貸款的減值準備
- 對聯營公司投資－重慶銀行的可收回金額
- 資訊科技－新核心銀行系統的實施

BASIS FOR OPINION

We conducted our audit in accordance with Hong Kong Standards on Auditing (“HKASAs”) issued by the HKICPA. Our responsibilities under those standards are further described in the Auditor’s Responsibilities for the Audit of the Consolidated Financial Statements section of our report.

We believe that the audit evidence we have obtained is sufficient and appropriate to provide a basis for our opinion.

Independence

We are independent of the Group in accordance with the HKICPA’s Code of Ethics for Professional Accountants (“the Code”), and we have fulfilled our other ethical responsibilities in accordance with the Code.

KEY AUDIT MATTERS

Key audit matters are those matters that, in our professional judgment, were of most significance in our audit of the consolidated financial statements of the current period. These matters were addressed in the context of our audit of the consolidated financial statements as a whole, and in forming our opinion thereon, and we do not provide a separate opinion on these matters.

Key audit matters identified in our audit are summarised as follows:

- Impairment allowances (“ECL”) on advances to customers
- Recoverable amount of the investment in an associate, Bank of Chongqing (“BOCQ”)
- Information Technology – Implementation of the new core banking system

關鍵審計事項(續)

關鍵審計事項 我們的審計如何處理關鍵審計事項

客戶貸款的減值準備(「預期信用損失」)

請參閱綜合財務報表附註4(甲)及附註21。

我們了解並評估了管理層針對預期信用損失的計量的內部控制。

於2023年12月31日，貴集團就客戶貸款計提減值準備港幣1,113,256千元。

我們評估了重大錯報的固有風險，包括考慮估計的不確定性程度和其他固有風險因素的水平，如所用估計模型的複雜性，重大管理層判斷和假設的主觀性，以及管理層偏向影響的敏感性。

減值準備的釐定涉及複雜的方法及重大管理層判斷。年內，香港及中國內地經濟環境的不確定性，包括但不限於中國房地產行業的動態形勢，持續影響估計減值準備時的固有風險和估計不確定性。

我們執行了以下程序：

- 我們測試了對預期信用損失模型方法的選擇和組合的劃分，關鍵計量參數及假設的釐定和批准(例如階段、宏觀經濟的預測及其相關概率加權)實施的控制；

就預期信用損失計量所作的關鍵判斷及估計如下：

- 將具有類似信用風險特徵的貸款劃入同一個組合，選擇恰當的模型方法論，並確定計量相關的關鍵計量參數及假設；
- 釐定信用風險顯著增加或違約的標準；
- 宏觀經濟預測的釐定，及經濟情景和權重的應用；及
- 第三階段客戶貸款及墊款的預計未來現金流量。
- 我們在我們的信用風險專家協助下評估預期信用損失計量所使用的模型方法，包括組合劃分、關鍵計量參數及假設；
- 我們測試了對已發生信用減值的客戶貸款作出的及時識別、評估及報告實施的控制；
- 我們採用抽樣方式，並根據借款人的財務和非財務資訊、以及管理層提供的其他證據，評估了內部信用評級，以及管理層釐定信用風險顯著增加和識別已發生信用減值之客戶貸款時所作判斷的適當性；

我們確定預期信用損失為關鍵審計事項，是由於固有風險高，其計量具有估計不確定性、使用了複雜的模型、涉及重大管理層判斷和假設。

- 我們評估了管理層選取的宏觀經濟預測、經濟情景及所分配的權重。我們通過將此等宏觀經濟預測與公開所得的資料進行比較，並考慮當前其他宏觀經濟狀況，評估了宏觀經濟預測的合理性；及

KEY AUDIT MATTERS (CONTINUED)

Key Audit Matter How our audit addressed the Key Audit Matter

Impairment allowances ("ECL") on advances to customers

Refer to notes 4(a) and 21 to the consolidated financial statements.

We understood and evaluated management's internal controls for the measurement of impairment allowances on advances to customers.

As at 31 December 2023, the Group recorded impairment allowances of HK\$1,113,256 thousand in respect of its advances to customers.

We assessed the inherent risk of material misstatement by considering the degree of estimation uncertainty and level of other inherent risk factors such as the complexity of estimation models used, the subjectivity of significant management judgements and assumptions, and susceptibility to management bias.

The determination of the impairment allowances involves complex methodologies and significant management judgement. During the year, the uncertainties in economic environments in Hong Kong and Mainland China, including but not limited to the dynamic situation in the China real estate sector, have continued to impact the inherent risk and estimation uncertainty involved in estimating impairment allowances.

We have performed the following procedures:

Key judgements and estimates in respect of the measurement of ECL include:

- We tested controls over selection of ECL model methodologies and segmentation of portfolios, determination and approval of key measurement parameters and assumptions such as staging, macro-economic forecasts and their related probability weightings;
- We involved our credit risk experts in evaluating the model methodologies for ECL measurement including segmentation of portfolios, key measurement parameters and assumptions;
- We tested controls over timely identification, assessment and reporting of credit-impaired advances to customers;
- On a sampling basis, we assessed the appropriateness of the internal credit ratings, management's judgements used in determining significant increases in credit risk and identification of credit-impaired advances to customers based on the borrowers' financial and non-financial information and other evidence provided by management;
- Segmentation of portfolios based on credit risk characteristics, selection of appropriate model methodologies and determination of key measurement parameters and assumptions;
- We tested controls over timely identification, assessment and reporting of credit-impaired advances to customers;
- Criteria for determining whether or not there was a significant increase in credit risk ("SICR"), or a default;
- Determination of macro-economic forecasts, and the application of economic scenarios and weightings; and
- The estimated future cash flows for loans and advances to customers in Stage 3.

Impairment allowances on advances to customers is an audit focus due to the high inherent risk given the uncertainty of estimates, adoption of complex models, involvement of significant management judgements and assumptions.

- We evaluated management's selection of macro-economic forecasts, economic scenarios and weightings assigned. We assessed the reasonableness of the macro-economic forecasts by comparing them to available public information, and other current macro-economic conditions; and

關鍵審計事項 (續)

關鍵審計事項

我們的審計如何處理關鍵審計事項

客戶貸款的減值準備(「預期信用損失」)(續)

- 我們測試了對第三階段客戶貸款的預計未來現金流量以及現值計算實施的控制。對於處於第三階段的客戶貸款樣本，我們評估了預期信用損失計算中所使用的關鍵管理層判斷和估計的適當性，例如估計可從借款人取得的未來現金流量、抵押品估值、以及各種情景和情景權重。

基於我們所執行的程序，已獲取的證據能夠支持管理層在評估預期信用損失時所使用的模型、重大判斷和假設及關鍵參數。

KEY AUDIT MATTERS (CONTINUED)

Key Audit Matter

How our audit addressed the Key Audit Matter

Impairment allowances ("ECL") on advances to customers (Continued)

- We tested controls over estimated future cash flows and calculation of present values with respect to advances to customers in Stage 3. For a sample of advances to customers in Stage 3, we assessed the reasonableness of key management judgements and estimates used in the ECL calculation such as estimated future cash flow from borrowers, collateral valuations, range of scenarios and scenarios weightings.

Based on the procedures performed, we considered that the models, significant judgements and assumptions, as well as key parameters used by management in measuring impairment allowances on advances to customers were supported by available evidence.

關鍵審計事項(續)

關鍵審計事項 我們的審計如何處理關鍵審計事項

對聯營公司投資－重慶銀行的可收回金額

請參閱綜合財務報表附註4(丁)及附註24。

我們了解並評估了管理層對投資於重慶銀行的可收回金額計量實施的內部控制。

貴集團對於其聯營公司投資－重慶銀行乃按權益法核算。於年終累計計提減值準備港幣5,227,000千元後，貴集團於2023年12月31日持有之聯營公司淨投資達港幣2,215,131千元。貴集團截至2023年12月31日止年度的綜合收益賬中計提減值準備港幣552,000千元。

我們評估了重大錯報的固有風險，包括考慮估計的不確定性程度和其他固有風險因素的水平，如所用估計模型的複雜性，重大管理層判斷和假設的主觀性，以及管理層偏向影響的敏感性。

我們執行了以下程序：

於2023年12月31日，該項投資賬面值的總額(扣除減值準備前)高於重慶銀行的市場價值。管理層據此認為該項投資存在減值跡象。因此，管理層執行了減值評估，其結論為投資於重慶銀行的可收回金額低於其賬面值總額，從而導致減值準備。可收回金額是以貼現現金流量模型計算之使用價值的估計值計量。

- 我們在內部估值專家的協助下評估管理層使用的估值模型的適當性，以及計算的準確性；
- 我們基於相關支持證據以及我們對該業務及行業的了解，評估了管理層所用關鍵假設和輸入值(包括折現率、淨利潤增長率、股息支付率及預計出售收益)的合理性；

我們確定投資於重慶銀行的可收回金額為關鍵審計事項，是由於對投資於重慶銀行的可收回金額的估計存在高度不確定性，尤其是估計淨利潤增長率、股息支付率及重慶銀行的預計出售收益和釐定折現率。固有風險被視為重大風險，是由於管理層在作出估計時使用的判斷和假設存在主觀性。

- 我們在內部估值專家的協助下使用獨立的輸入值和假設制定了我們對使用價值的估計值範圍，並將其與管理層的估計進行了比較；及
- 我們與管理層進行了討論，從管理層處獲得了聲明書，並獲得證據證明所使用的關鍵假設與貴集團目前獲得的信息是一致的。

基於所執行的程序，我們認為投資於重慶銀行的減值評估中所使用的假設和輸入值是合理的。

KEY AUDIT MATTERS (CONTINUED)

Key Audit Matter How our audit addressed the Key Audit Matter

Recoverable amount of the investment in an associate, Bank of Chongqing ("BOCQ")

Refer to notes 4(d) and 24 to the consolidated financial statements.

We understood and evaluated management's internal controls for the measurement of recoverable amount of the investment in BOCQ.

The Group's investment in BOCQ is accounted for as an associate, using the equity method. The Group recorded net investment in BOCQ of HK\$2,215,131 thousand at 31 December 2023, after making a cumulative provision for impairment of HK\$5,227,000 thousand as at year end. The provision for impairment charged to the consolidated income statement for the year ended 31 December 2023 was HK\$552,000 thousand.

We assessed the inherent risk of material misstatement by considering the degree of estimation uncertainty and level of other inherent risk factors such as the complexity of estimation models used, the subjectivity of significant management judgements and assumptions, and susceptibility to management bias.

We have performed the following procedures:

The gross carrying amount of the investment (prior to impairment allowances) was higher than the market value of BOCQ as at 31 December 2023. This is considered as an indicator of impairment. Therefore, management performed an impairment assessment and concluded that the recoverable amount of the investment in BOCQ was lower than its gross carrying amount, leading to an impairment allowance. The recoverable amount was measured as value-in-use ("VIU") estimate calculated by discounted cash flow model.

- We involved internal valuation experts in assessing the appropriateness of the valuation models used by the management and the mathematical accuracy of the calculations;
- We evaluated the reasonableness of key assumptions and inputs including discount rate, net profit growth rates, dividend pay-out ratio and estimated disposal proceeds used by the management based on relevant supporting evidence and our knowledge of the business and industry;

The recoverable amount of the investment in BOCQ is an audit focus as it is subject to a high degree of estimation uncertainty, particularly in estimating net profit growth rates, dividend pay-out ratio and the estimated disposal proceeds of BOCQ and in determining the discount rate. The inherent risk is considered significant due to the subjectivity involved in management judgements and assumptions used in developing the estimate.

- We developed our range of VIU estimates with the support of internal valuation experts, by using independent inputs and assumptions, and compared these with management's estimates; and
- We discussed with management, obtained representations from the management and obtained evidence to corroborate the key assumptions used were consistent with information currently available to the Group.

Based on the procedures performed, we considered that the assumptions and inputs used in the impairment assessment of the investment in BOCQ to be reasonable.

關鍵審計事項(續)

關鍵審計事項 我們的審計如何處理關鍵審計事項

資訊科技—新核心銀行系統的實施

2023年4月，貴集團實施了新核心銀行系統(以下簡稱「新核心系統」)。該系統取代了現有的核心銀行系統。新核心系統支持貴集團的企業銀行業務和零售銀行業務，如開設客戶賬戶和處理各種客戶交易。

新核心系統用於計算利息收入、利息支出、費用收入和費用支出，以及生成與審計相關的關鍵系統報告。新核心系統的實施涉及新核心系統與我們審計範圍內其他系統的接口，以及現有核心銀行系統和新核心系統之間財務和非財務數據的遷移。因此，我們確定新核心系統的實施為關鍵審計事項。

我們了解並評估了管理層對實施新核心系統進行的內部控制。

我們執行了以下程序：

- 我們通過審核用戶驗收測試結果以及管理層的審批和簽署，評估了管理層對新系統功能的測試，包括計算利息收入、利息支出、費用收入和費用支出，生成關鍵系統報告以及新核心系統與審計範圍內其他系統的接口；
- 我們測試了管理層為驗證從現有核心銀行系統遷移至新核心系統的財務數據的完整性和準確性實施的控制；
- 我們測試了於新核心系統實施之日，新核心系統與現有核心銀行系統之間財務數據的對賬情況；及
- 我們對上述系統功能進行了測試。

基於對新核心系統的實施所執行的程序，我們未發現任何可能影響我們對新核心系統依賴程度的事項。

KEY AUDIT MATTERS (CONTINUED)

Key Audit Matter How our audit addressed the Key Audit Matter

Information Technology - Implementation of the new core banking system

In April 2023, the Group implemented a new core banking system (the "new core system") which replaced the existing core banking systems. The new core system supports the Group's Corporate Banking and Retail Banking business operations, such as the opening of customer accounts and the processing of various customer transactions.

The new core system is used in the calculations of interest income, interest expense, fee income and fee expense, and the generation of key system reports relevant to our audit. The implementation of the new core system involved interfaces of the new core system with other systems in scope of our audit, as well as the migration of financial and non-financial data from the existing core banking systems to the new core system. Therefore, the implementation of the new core system is an audit focus.

We understood and evaluated management's internal controls over the implementation of the new core system.

We have performed the following procedures:

- We evaluated management's testing of the new system functionalities involved in the calculations of interest income, interest expense, fee income and fee expense, the generation of key system reports and the interfaces of the new core system with other in-scope systems, by reviewing the user acceptance test results and management approval and sign off;
- We tested management's controls over the validation of the completeness and accuracy of the financial data migrated from the existing core banking systems to the new core system;
- We tested the reconciliation of financial data between the new core system and the existing core banking systems as at the implementation date of the new core system; and
- We performed testing over the system functionalities mentioned above.

Based on the procedures performed over the implementation of the new core system, we did not identify any matter which may impact our reliance on the new core system.

其他信息

貴公司董事須對其他信息負責。其他信息包括年報內的所有信息，但不包括綜合財務報表及我們的核數師報告。

我們對綜合財務報表的意見並不涵蓋其他信息，我們亦不對該等其他信息發表任何形式的鑒證結論。

結合我們對綜合財務報表的審計，我們的責任是閱讀其他信息，在此過程中，考慮其他信息是否與綜合財務報表或我們在審計過程中所了解的情況存在重大抵觸或者似乎存在重大錯誤陳述的情況。

基於我們已執行的工作，如果我們認為其他信息存在重大錯誤陳述，我們需要報告該事實。在這方面，我們沒有任何報告。

董事及審計委員會就綜合財務報表須承擔的責任

貴公司董事須負責根據香港會計師公會頒布的《香港財務報告準則》及香港《公司條例》擬備真實而中肯的綜合財務報表，並對其認為為使綜合財務報表的擬備不存在由於欺詐或錯誤而導致的重大錯誤陳述所需的內部控制負責。

在擬備綜合財務報表時，董事負責評估 貴集團持續經營的能力，並在適用情況下披露與持續經營有關的事項，以及使用持續經營為會計基礎，除非董事有意將 貴集團清盤或停止經營，或別無其他實際的替代方案。

審計委員會須負責監督 貴集團的財務報告過程。

OTHER INFORMATION

The directors of the Company are responsible for the other information. The other information comprises all of the information included in the annual report other than the consolidated financial statements and our auditor's report thereon.

Our opinion on the consolidated financial statements does not cover the other information and we do not express any form of assurance conclusion thereon.

In connection with our audit of the consolidated financial statements, our responsibility is to read the other information and, in doing so, consider whether the other information is materially inconsistent with the consolidated financial statements or our knowledge obtained in the audit, or otherwise appears to be materially misstated.

If, based on the work we have performed, we conclude that there is a material misstatement of this other information, we are required to report that fact. We have nothing to report in this regard.

RESPONSIBILITIES OF DIRECTORS AND THE AUDIT COMMITTEE FOR THE CONSOLIDATED FINANCIAL STATEMENTS

The directors of the Company are responsible for the preparation of the consolidated financial statements that give a true and fair view in accordance with HKFRSs issued by the HKICPA and the Hong Kong Companies Ordinance, and for such internal control as the directors determine is necessary to enable the preparation of consolidated financial statements that are free from material misstatement, whether due to fraud or error.

In preparing the consolidated financial statements, the directors are responsible for assessing the Group's ability to continue as a going concern, disclosing, as applicable, matters related to going concern and using the going concern basis of accounting unless the directors either intend to liquidate the Group or to cease operations, or have no realistic alternative but to do so.

The Audit Committee are responsible for overseeing the Group's financial reporting process.

核數師就審計綜合財務報表承擔的責任

我們的目標，是對綜合財務報表整體是否不存在由於欺詐或錯誤而導致的重大錯誤陳述取得合理保證，並出具包括我們意見的核數師報告。我們僅按照香港《公司條例》第405條向閣下(作為整體)報告我們的意見，除此之外本報告別無其他目的。我們不會就本報告的內容向任何其他人士負責或承擔任何責任。合理保證是高水平的保證，但不能保證按照《香港審計準則》進行的審計，在某一重大錯誤陳述存在時總能發現。錯誤陳述可以由欺詐或錯誤引起，如果合理預期它們單獨或滙總起來可能影響綜合財務報表使用者依賴綜合財務報表所作出的經濟決定，則有關的錯誤陳述可被視作重大。

在根據《香港審計準則》進行審計的過程中，我們運用了專業判斷，保持了專業懷疑態度。我們亦：

- 識別和評估由於欺詐或錯誤而導致綜合財務報表存在重大錯誤陳述的風險，設計及執行審計程序以應對這些風險，以及獲取充足和適當的審計憑證，作為我們意見的基礎。由於欺詐可能涉及串謀、偽造、蓄意遺漏、虛假陳述，或凌駕於內部控制之上，因此未能發現因欺詐而導致的重大錯誤陳述的風險高於未能發現因錯誤而導致的重大錯誤陳述的風險。
- 了解與審計相關的內部控制，以設計適當的審計程序，但目的並非對貴集團內部控制的有效性發表意見。
- 評價董事所採用會計政策的恰當性及作出會計估計和相關披露的合理性。

AUDITOR'S RESPONSIBILITIES FOR THE AUDIT OF THE CONSOLIDATED FINANCIAL STATEMENTS

Our objectives are to obtain reasonable assurance about whether the consolidated financial statements as a whole are free from material misstatement, whether due to fraud or error, and to issue an auditor's report that includes our opinion. We report our opinion solely to you, as a body, in accordance with Section 405 of the Hong Kong Companies Ordinance, and for no other purpose. We do not assume responsibility towards or accept liability to any other person for the contents of this report. Reasonable assurance is a high level of assurance, but is not a guarantee that an audit conducted in accordance with HKSA's will always detect a material misstatement when it exists. Misstatements can arise from fraud or error and are considered material if, individually or in the aggregate, they could reasonably be expected to influence the economic decisions of users taken on the basis of these consolidated financial statements.

As part of an audit in accordance with HKSA's, we exercise professional judgment and maintain professional scepticism throughout the audit. We also:

- Identify and assess the risks of material misstatement of the consolidated financial statements, whether due to fraud or error, design and perform audit procedures responsive to those risks, and obtain audit evidence that is sufficient and appropriate to provide a basis for our opinion. The risk of not detecting a material misstatement resulting from fraud is higher than for one resulting from error, as fraud may involve collusion, forgery, intentional omissions, misrepresentations, or the override of internal control.
- Obtain an understanding of internal control relevant to the audit in order to design audit procedures that are appropriate in the circumstances, but not for the purpose of expressing an opinion on the effectiveness of the Group's internal control.
- Evaluate the appropriateness of accounting policies used and the reasonableness of accounting estimates and related disclosures made by the directors.

核數師就審計綜合財務報表承擔的責任 (續)

- 對董事採用持續經營會計基礎的恰當性作出結論。根據所獲取的審計憑證，確定是否存在與事項或情況有關的重大不確定性，從而可能導致對 貴集團的持續經營能力產生重大疑慮。如果我們認為存在重大不確定性，則有必要在核數師報告中提請使用者注意綜合財務報表中的相關披露。假若有關的披露不足，則我們應當發表非無保留意見。我們的結論是基於核數師報告日止所取得的審計憑證。然而，未來事項或情況可能導致 貴集團不能持續經營。
- 評價綜合財務報表的整體列報方式、結構和內容，包括披露，以及綜合財務報表是否中肯反映交易和事項。
- 就 貴集團內實體或業務活動的財務信息獲取充足、適當的審計憑證，以便對綜合財務報表發表意見。我們負責 貴集團審計的方向、監督和執行。我們為審計意見承擔全部責任。

除其他事項外，我們與審計委員會溝通了計劃的審計範圍、時間安排、重大審計發現等，包括我們在審計中識別出內部控制的任何重大缺陷。

我們還向審計委員會提交聲明，說明我們已符合有關獨立性的相關專業道德要求，並與他們溝通有可能合理地被認為會影響我們獨立性的所有關係和其他事項，以及在適用的情況下，用以消除對獨立性產生威脅的行動或採取的防範措施。

AUDITOR'S RESPONSIBILITIES FOR THE AUDIT OF THE CONSOLIDATED FINANCIAL STATEMENTS (CONTINUED)

- Conclude on the appropriateness of the directors' use of the going concern basis of accounting and, based on the audit evidence obtained, whether a material uncertainty exists related to events or conditions that may cast significant doubt on the Group's ability to continue as a going concern. If we conclude that a material uncertainty exists, we are required to draw attention in our auditor's report to the related disclosures in the consolidated financial statements or, if such disclosures are inadequate, to modify our opinion. Our conclusions are based on the audit evidence obtained up to the date of our auditor's report. However, future events or conditions may cause the Group to cease to continue as a going concern.
- Evaluate the overall presentation, structure and content of the consolidated financial statements, including the disclosures, and whether the consolidated financial statements represent the underlying transactions and events in a manner that achieves fair presentation.
- Obtain sufficient appropriate audit evidence regarding the financial information of the entities or business activities within the Group to express an opinion on the consolidated financial statements. We are responsible for the direction, supervision and performance of the group audit. We remain solely responsible for our audit opinion.

We communicate with the Audit Committee regarding, among other matters, the planned scope and timing of the audit and significant audit findings, including any significant deficiencies in internal control that we identify during our audit.

We also provide the Audit Committee with a statement that we have complied with relevant ethical requirements regarding independence, and to communicate with them all relationships and other matters that may reasonably be thought to bear on our independence, and where applicable, actions taken to eliminate threats or safeguards applied.

核數師就審計綜合財務報表承擔的責任 (續)

從與審計委員會溝通的事項中，我們確定哪些事項對本期綜合財務報表的審計最為重要，因而構成關鍵審計事項。我們在核數師報告中描述這些事項，除非法律法規不允許公開披露這些事項，或在極端罕見的情況下，如果合理預期在我們報告中溝通某事項造成的負面後果超過產生的公眾利益，我們決定不應在報告中溝通該事項。

出具本獨立核數師報告的審計項目合夥人是林虹。

羅兵咸永道會計師事務所
執業會計師

香港，2024年3月28日

AUDITOR'S RESPONSIBILITIES FOR THE AUDIT OF THE CONSOLIDATED FINANCIAL STATEMENTS (CONTINUED)

From the matters communicated with the Audit Committee, we determine those matters that were of most significance in the audit of the consolidated financial statements of the current period and are therefore the key audit matters. We describe these matters in our auditor's report unless law or regulation precludes public disclosure about the matter or when, in extremely rare circumstances, we determine that a matter should not be communicated in our report because the adverse consequences of doing so would reasonably be expected to outweigh the public interest benefits of such communication.

The engagement partner on the audit resulting in this independent auditor's report is Lam Hung.

PricewaterhouseCoopers
Certified Public Accountants

Hong Kong, 28 March 2024

主要附屬銀行—分行分佈表

分行 Branch	地址 Address	電話 Tel	傳真 Fax
大新銀行有限公司 Dah Sing Bank, Limited			
香港島分行 Hong Kong Island Branches			
香港仔分行 Aberdeen	香港仔中心商場第三期一號舖及地庫 Shop 1, G/F and Portion of the Basement of Site 3, Aberdeen Centre	2554 5463	2554 0843
金鐘海富中心分行 Admiralty Centre	夏愨道18號海富中心商場一樓10號舖 Shop No. 10, 1st Floor of the Podium, Admiralty Centre, No. 18 Harcourt Road	2529 1338	3110 2818
銅鑼灣分行 Causeway Bay	銅鑼灣軒尼詩道468號金聯商業中心地下及地庫 G/F and Basement, Cameron Commercial Centre, No. 468 Hennessy Road, Causeway Bay	2891 2201	2591 6037
中區分行 Central	德輔道中19號環球大廈地下A號舖 Shop A, G/F, Worldwide House, 19 Des Voeux Road Central	2521 8134	2526 9427
炮台山分行 Fortress Hill	北角英皇道293-299號璇宮大廈地下15-22號舖及地庫 Shop No.15-22, G/F and basement, Empire Apartments, Nos. 293-299 King's Road	2922 3389	2887 7604
跑馬地分行 Happy Valley	跑馬地毓秀街13號金毓大廈地下A號舖 Shop A, G/F, Kam Yuk Mansion, No. 13 Yuk Sau Street, Happy Valley	2572 0708	2572 0718
杏花邨分行 Heng Fa Chuen	柴灣盛泰街100號杏花邨杏花新城2樓234-235號舖 Shop Units 234-235, 2/F, Heng Fa Chuen Paradise Mall, 100 Shing Tai Road, Chai Wan	2558 7485	2889 2520
莊士敦道分行 Johnston Road	灣仔莊士敦道164號 164 Johnston Road, Wan Chai	2572 8849	2891 3743
北角分行 North Point	英皇道433-437號珠璣大廈 Chu Kee Building, 433-437 King's Road	2561 8241	2811 4474
皇后大道東分行 Queen's Road East	灣仔皇后大道東248號大新金融中心地下G7, G7A及G8號舖 Shop No. G7, G7A & G8, Ground Floor, Dah Sing Financial Centre, 248 Queen's Road East, Wan Chai	2321 8912	2598 5300
筲箕灣分行 Shaukiwan	筲箕灣道57-87號太安樓地下G8號舖 Shop G8, G/F, Tai On Building, 57-87 Shaukiwan Road	2568 5271	2567 5904
石塘咀分行 Shek Tong Tsui	皇后大道西443-453號地下15-16號舖 Shop No. 15-16, G/F, 443-453 Queen's Road West	2857 7473	2108 4539
上環分行 Sheung Wan	上環德輔道中288號易通商業大廈地下B2號舖連一樓B室 G/F & 1/F, No. 288 Des Voeux Road Central, Sheung Wan	2851 6281	2581 2216
太古城分行 Taikoo Shing	港島東太古城太裕路1號安盛台地下501號舖 Shop No. G501, On Shing Terrace, No. 28 Taikoo Shing Road & No. 1-9 Tai Yue Avenue, Taikoo Shing	2884 4802	2884 3151

MAJOR BANKING SUBSIDIARIES – LISTS OF BRANCHES

分行 Branch	地址 Address	電話 Tel	傳真 Fax
大新銀行有限公司			
Dah Sing Bank, Limited			
九龍區分行			
Kowloon Branches			
長沙灣分行 Cheung Sha Wan	長沙灣道889號華創中心地下1號舖 Shop 1, G/F, CRE Centre, 889 Cheung Sha Wan Road	2361 0951	2958 0985
創業街分行 Chong Yip Street	觀塘創業街19號萬泰利廣場地下A號舖 Shop A, G/F., Monterey Plaza, 19 Chong Yip Street, Kwun Tong	2389 3911	2389 8239
紅磡分行 Hunghom	紅磡蕪湖街28號昌隆閣地下3及4號舖，1樓2號舖及2樓3號舖 Shop No. 3 and 4 on G/F, Shop No. 2 on 1/F and Shop No. 3 on 2/F, Cheron Court, 28 Wuhu Street, Hunghom	2365 8110	2363 5917
佐敦分行 Jordan	佐敦彌敦道335號 335 Nathan Road, Jordan	2385 0161	2782 0993
美孚新邨分行 Mei Foo Sun Chuen	美孚新邨五期蘭秀道10A地下N26E及F號舖 Shop No. N26E & F, G/F, 10A Nassau Street, Stage V, Mei Foo Sun Chuen	2370 2660	2370 2006
旺角分行 Mongkok	旺角彌敦道697號 697 Nathan Road, Mongkok	2394 4261	2391 9104
成業街分行 Shing Yip Street	觀塘成業街10號地下A舖 Shop A, G/F, 10 Shing Yip Street, Kwun Tong	2191 8103	2191 8723
德福花園分行 Telford Gardens	九龍灣德福廣場一期二樓F5A-F6A號 Units F5A-F6A, Level 2, Telford Plaza I, Kowloon Bay	2927 4130	2755 4967
尖沙咀分行 Tsimshatsui	尖沙咀彌敦道66-70號金冠大廈 Golden Crown Court, 66-70 Nathan Road, Tsimshatsui	2366 9121	2311 1491
黃大仙分行 Wong Tai Sin	黃大仙黃大仙中心南館地下G3C號舖 Shop No. G3C, Ground Floor, Temple Mall South, Wong Tai Sin	2326 5165	2350 0894
油麻地分行 Yaumatei	油麻地彌敦道561號 561 Nathan Road, Yaumatei	2782 1339	2385 9285
新界區分行			
New Territories Branches			
粉嶺分行 Fanling	粉嶺百和路88號花都廣場地下A11-A14及110-112號舖 Shop Nos. A11-A14 and 110-112, Ground Floor, Flora Plaza, No. 88 Pak Wo Road, Fanling	2677 8830	2669 9950
葵芳分行 Kwai Fong	葵芳興芳路178號豐寓地下2號舖 Shop 2, G/F, Edition 178, 178 Hing Fong Road, Kwai Chung	2487 8033	2489 1253
康城分行 LOHAS Park	將軍澳康城路1號The LOHAS康城4樓414號舖 Shop Unit 414, Level 4, The LOHAS, 1 Lohas Park Road, Tseung Kwan O	2838 2023	2719 6373

分行 Branch	地址 Address	電話 Tel	傳真 Fax
大新銀行有限公司			
Dah Sing Bank, Limited			
新界區分行			
New Territories Branches			
馬鞍山廣場分行 Ma On Shan Plaza	馬鞍山西沙路608號馬鞍山廣場三樓335號舖 Shop 335 on Level 3, Ma On Shan Plaza, 608 Sai Sha Road, Ma On Shan	2929 4137	2633 3432
青衣城分行 Maritime Square	青衣青敬路33號青衣城108 D-E號舖 Shop 108 D-E, Maritime Square, 33 Tsing King Road, Tsing Yi	2435 1368	2435 1582
海趣坊分行 Ocean Walk	屯門湖翠路168-236號海趣坊11及93-95號舖 Shop 11 and 93-95, Ocean Walk, 168-236 Wu Chui Road, Tuen Mun	2404 6931	2404 7130
沙咀道分行 Sha Tsui Road	荃灣沙咀道286-288號地下 G/F, Nos. 286-288 Sha Tsui Road, Tsuen Wan	2615 1510	2615 1099
沙田分行 Shatin	沙田好運中心地下9號舖 Shop 9, G/F, Lucky Plaza, Shatin	2606 3533	2601 2413
上水分行 Sheung Shui	上水新豐路55-59號兆啟樓地下B號舖 Shop B, G/F, Siu Kai House, 55-59 San Fung Avenue, Sheung Shui	2671 5030	2672 1533
大埔分行 Tai Po	大埔安泰路1號大埔廣場地下53號及54號舖 Units 53-54 on Level 1, Tai Po Plaza, No.1 On Tai Road, Tai Po	2667 2588	2664 3637
大圍分行 Tai Wai	沙田大圍道55-56號積輝街14-18號金禧花園地下1及2號舖 Shops 1 and 2 on Ground Floor, Grandeur Garden, 14-18 Chik Fai Street, 55-56 Tai Wai Road, Shatin	2691 1272	2606 1531
天水圍分行 Tin Shui Wai	天水圍天靖街3號天盛苑天盛商場1樓L120號舖 Shop No. L120, First Floor, Tin Shing Shopping Centre, Tin Shing Court, 3 Tin Ching Street, Tin Shui Wai	2448 9008	2448 9112
將軍澳 新都城中心分行 Tseung Kwan O Metro City Plaza	將軍澳MCP Discovery一樓127號舖 Shop 127, Level 1, MCP Discovery, Tseung Kwan O	2927 2101	2702 2305
荃灣分行 Tsuen Wan	荃灣大河道14-16號登發大廈 Dang Fat Mansion, 14-16 Tai Ho Road, Tsuen Wan	2492 8102	2415 0984
屯門分行 Tuen Mun	屯門鄉事會道52-62號萬祥樓地下4號及5號舖 Shops 4 and 5 on G/F, Man Cheung Mansion, 52-62 Tuen Mun Heung Sze Wui Road	2441 6218	2441 6613
東涌分行 Tung Chung	大嶼山東涌慶東街1號東堤灣畔地下23號舖 Shop 23, G/F, Tung Chung Crescent, 1 Hing Tung Street, Tung Chung, Lantau Island	2109 3484	2109 4353
元朗青山道分行 Yuen Long Castle Peak Road	元朗青山公路元朗段162-168號聯昇樓地下C號舖 Shop C, G/F, Len Shing Mansion, 162-168 Castle Peak Road, Yuen Long	2479 4555	2479 4522

分行 Branch	地址 Address	電話 Tel
澳門商業銀行股份有限公司		
Banco Comercial de Macau, S.A.		
澳門分行		
Macau Branches		
南灣總行 Main Branch	南灣大馬路572號 Avenida da Praia Grande, No. 572	(853) 8791 0000
提督分行 Almirante Lacerda	罈些喇提督大馬路43-B號 Avenida Do Almirante Lacerda, No. 43-B	(853) 2831 6191
祐漢分行 Iao Hon	祐漢新村第一街45號祐成工業大廈(第一期)地下AC座 Rua Um Bairro Iao Hon No. 45, Industrial Yau Seng (Fase I) R/C AC	(853) 2837 8262
建華分行 Kin Wa	黑沙環海邊馬路24號建華新村第13座地下A座 Estrada Marginal da Areia Preta, No. 24, Edifício Kin Wa, Bloco 13 R/C A	(853) 2845 0759
寰宇天下分行 La Cite	黑沙環中街230-238號寰宇天下地下U、V座 Rua Central da Areia Preta No. 230-238, R/C U e R/C V	(853) 2822 8380
營地街分行 Mercadores	營地大街40號地下A座 Rua dos Mercadores No. 40 R/C A	(853) 2857 2610
皇朝分行 Nape	宋玉生廣場363號獲多利中心地下O座 Alameda Dr. Carlos D'Assumpção, No. 363, Edifício Hot Line, R/C O	(853) 2872 2515
賣草地分行 Palha	賣草地街4號地下A座 Rua da Palha, No. 4, R/C A	(853) 2837 3762
高地烏街分行 Pedro Coutinho	高地烏街25-D號金鑾閣地下B座 Rua de Pedro Coutinho No. 25D, Queens Court, R/C B	(853) 2821 6523
台山分行 Toi San	台山巴波沙坊第十一街新城市花園第18座地下CC座 Rua Onze Bairro Tamagnini Barbosa, S/N, Jardim Cidade Nova, Bloco 18, R/C CC	(853) 2823 8483
氹仔區分行		
Taipa Branch		
氹仔太子花城分行 Prince Flower City Taipa	氹仔埃武拉街太子花城一麗新閣地下I座 Rua de Évora, Prince Flower City, Lai San Kok, R/C I, Taipa	(853) 2884 2788
路環區分行		
Coloane Branch		
路環分行 Coloane	路環屠場前地7號地下D座 Largo do Matadouro No. 7, R/C D, Coloane	(853) 2888 2374

分行 Branch	地址 Address	電話 Tel
大新銀行(中國)有限公司 Dah Sing Bank (China) Limited		
總行 Head Office	深圳市深南東路5016號京基100大廈A座15樓 15/F, Tower A, Kingkey100 Building, 5016 Shennan Road East, Shenzhen	(86-755) 2519 9033
深圳南山支行 Shenzhen Nanshan Sub-Branch	深圳市南山區蛇口工業七路卓越維港名苑(北區)4-7棟裙樓123舖 Shop 123, Building 4-7, Zhuo Yue Wei Gang (North), Industrial Road 7, Shekou, Nan Shan District, Shenzhen	(86-755) 2519 9033
廣州分行 Guangzhou	廣東省廣州市越秀區人民北路604號大新銀行大樓1層 1/F, Dah Sing Bank Building, 604 North Renmin Road, Yue Xiu District, Guangzhou, Guangdong	(86-20) 8116 0888
上海分行 Shanghai	上海市虹口區東大名路501號上海白玉蘭廣場15層06, 07單元 Room 06 & 07, 15th Floor, Sinar Mas Plaza, No. 501 Dong Da Ming Road, Hongkou District, Shanghai	(86-21) 5598 7000
南昌分行 Nanchang	江西省南昌市東湖區疊山路136號1-2層 1/F-2/F, 136 Dieshan Road, East Lake District, Nanchang, Jiangxi	(86-791) 8688 7333
鎮江分行 Zhenjiang	江蘇省鎮江市京口區解放路59號 59 Jiefang Road, Jing Kou District, Zhenjiang, Jiangsu	(86-511) 8530 9999
佛山支行 Foshan Sub-Branch	廣東省佛山市南海區桂城錦園路8號中海萬錦豪園紫荊 1座111舖、120舖 Shop 111, Shop 120, No. 1 Bauhinia Building, Starcrest, 8 Jinyuan Road, Guicheng, Nanhai District, Foshan, Guangdong	(86-757) 8513 3555

Dah Sing Banking Group Limited 大新銀行集團有限公司

26th Floor, Dah Sing Financial Centre, 248 Queen's Road East, Wan Chai, Hong Kong

香港灣仔皇后大道東248號大新金融中心26樓

Telephone 電話：(852) 2507 8866

Facsimile 傳真：(852) 2598 5052

Website 網址：www.dahsing.com

